




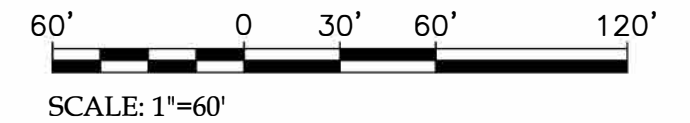
Attachment C - Mariachi Plaza Survey Map



MARIACHI PLAZA

LEGEND

-  L.A.C.M.T.A. JOINT DEVELOPMENT PROPERTY
-  L.A.C.M.T.A. MARIACHI PLAZA AREA
-  L.A. CITY PROPERTY AREA MARIACHI PLAZA PEDESTRIAN MALL




RAIL SURVEYORS & ENGINEERS, INC.
 250 WEST FIRST ST. STE. 226
 CLAREMONT, CA 91711

MARIACHI PLAZA PROPERTY BREAKDOWN

RSE JOB: 21-0793

| | |
|------------|----------|
| Date: | 04/28/22 |
| Scale: | 1"=60' |
| By: | JD |
| Sheet No.: | 1 OF 1 |
| Rev: | |