



SYSTEM SECURITY & LAW ENFORCEMENT

Attachment H

Total Crime Summary - October 2025

Total Crimes 5-Year Trend Year-to-Date - Systemwide

	2021	2022	2023	2024	2025
Crimes Against Persons					
Agg Assault	318	378	428	383	359
Agg Assault on Op	20	24	31	37	16
Battery	593	734	881	843	768
Battery on Operator	67	112	100	96	41
Homicide	4	5	4	5	1
Rape	14	10	12	13	8
Robbery	193	287	325	272	259
Sex Offenses	78	86	100	95	107
Subtotal	1,287	1,636	1,881	1,744	1,559
Crimes Against Property					
Arson	8	6	0	2	7
Bike Theft	36	41	22	5	11
Burglary	16	12	12	7	6
Larceny	315	431	412	469	438
Motor Vehicle Theft	10	14	38	22	40
Vandalism	248	254	153	173	207
Subtotal	633	758	637	678	709
Crimes Against Society					
Narcotics	133	129	442	968	1,044
Trespassing	77	87	1,046	4,352	2,046
Weapons	41	43	95	203	135
Subtotal	251	259	1,583	5,523	3,225
Total	2,171	2,653	4,101	7,945	5,493

Total Crimes 5-Year Trend Year-to-End - Rail

	2021	2022	2023	2024	2025
Crimes Against Persons					
Agg Assault	219	263	304	245	220
Agg Assault on Op	3	2	1	1	0
Battery	375	475	616	529	458
Battery on Operator	2	4	6	0	0
Homicide	4	4	4	2	0
Rape	13	9	12	11	3
Robbery	136	216	226	176	148
Sex Offenses	54	59	60	58	56
Subtotal	806	1,032	1,229	1,022	885
Crimes Against Property					
Arson	8	5	0	2	6
Bike Theft	20	26	10	4	9
Burglary	15	9	11	6	6
Larceny	240	302	303	305	308
Motor Vehicle Theft	6	7	35	14	34
Vandalism	153	175	83	83	101
Subtotal	442	524	442	414	464
Crimes Against Society					
Narcotics	47	61	344	867	876
Trespassing	69	78	1,028	4,258	1,981
Weapons	22	26	71	174	108
Subtotal	138	165	1,443	5,299	2,965
Total	1,386	1,721	3,114	6,735	4,314

Total Crimes 5-Year Trend Year-to-Date - Bus

	2021	2022	2023	2024	2025
Crimes Against Persons					
Agg Assault	99	115	124	138	139
Agg Assault on Op	17	22	30	36	16
Battery	218	259	265	314	310
Battery on Operator	65	108	94	96	41
Homicide	0	1	0	3	1
Rape	1	1	0	2	5
Robbery	57	71	99	96	111
Sex Offenses	24	27	40	37	51
Subtotal	481	604	652	722	674
Crimes Against Property					
Arson	0	1	0	0	1
Bike Theft	16	15	12	1	2
Burglary	1	3	1	1	0
Larceny	75	129	109	164	130
Motor Vehicle Theft	4	7	3	8	6
Vandalism	95	79	70	90	106
Subtotal	191	234	195	264	245
Crimes Against Society					
Narcotics	86	68	98	101	168
Trespassing	8	9	18	94	65
Weapons	19	17	24	29	27
Subtotal	113	94	140	224	260
Total	785	932	987	1,210	1,179

Total Crimes 5-Year Trend Current Month only - Systemwide

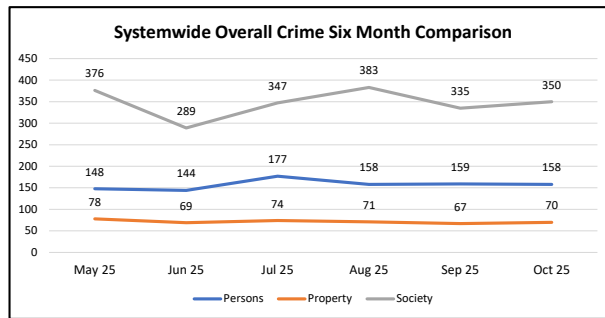
	Oct-21	Oct-22	Oct-23	Oct-24	Oct-25
Crimes Against Persons					
Agg Assault	43	41	42	46	30
Agg Assault on Op	2	1	1	1	2
Battery	72	74	113	80	92
Battery on Operator	7	16	10	4	1
Homicide	1	1	0	0	0
Rape	1	1	1	2	1
Robbery	27	27	32	26	25
Sex Offenses	2	8	11	11	7
Subtotal	155	169	210	170	158
Crimes Against Property					
Arson	1	1	0	0	0
Bike Theft	2	4	1	0	4
Burglary	2	1	0	0	0
Larceny	33	36	31	73	46
Motor Vehicle Theft	0	2	2	5	5
Vandalism	26	14	23	17	15
Subtotal	64	58	57	95	70
Crimes Against Society					
Narcotics	10	10	53	140	96
Trespassing	12	14	198	277	245
Weapons	7	2	10	22	9
Subtotal	29	26	261	439	350
Total	248	253	528	704	578

Total Crimes 5-Year Trend Current Month only - Rail

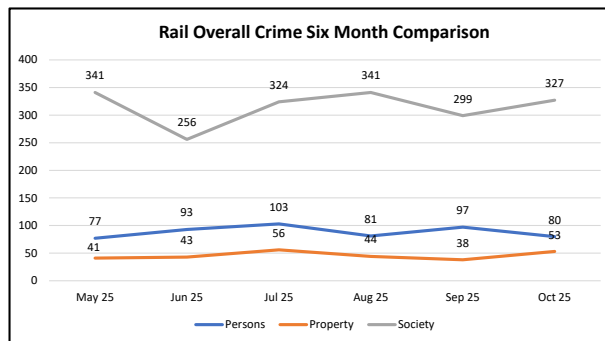
	Oct-21	Oct-22	Oct-23	Oct-24	Oct-25
Crimes Against Persons					
Agg Assault	30	33	27	29	18
Agg Assault on Op	0	0	0	0	0
Battery	46	55	80	46	48
Battery on Operator	0	0	0	0	0
Homicide	1	1	0	0	0
Rape	1	1	1	2	1
Robbery	18	19	20	14	9
Sex Offenses	1	4	8	6	4
Subtotal	97	113	136	97	80
Crimes Against Property					
Arson	1	1	0	0	0
Bike Theft	1	3	1	0	3
Burglary	1	0	0	0	0
Larceny	25	24	19	55	37
Motor Vehicle Theft	0	1	2	4	5
Vandalism	20	8	13	9	8
Subtotal	48	37	35	68	53
Crimes Against Society					
Narcotics	5	2	49	127	84
Trespassing	11	13	192	270	236
Weapons	4	1	8	18	7
Subtotal	20	16	249	415	327
Total	165	166	420	580	460

Total Crimes 5-Year Trend Current Month only - Bus

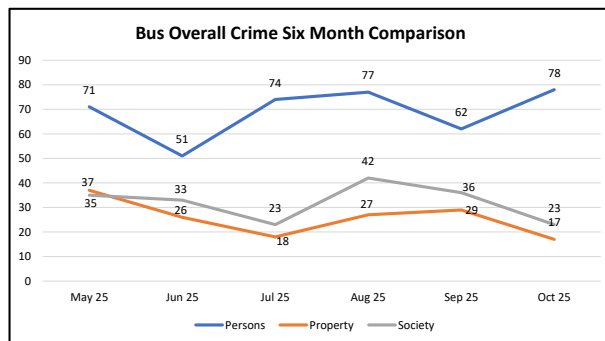
	Oct-21	Oct-22	Oct-23	Oct-24	Oct-25
Crimes Against Persons					
Agg Assault	13	8	15	17	12
Agg Assault on Op	2	1	1	1	2
Battery	26	19	33	34	44
Battery on Operator	7	16	10	4	1
Homicide	0	0	0	0	0
Rape	0	0	0	0	0
Robbery	9	8	12	12	16
Sex Offenses	1	4	3	5	3
Subtotal	58	56	74	73	78
Crimes Against Property					
Arson	0	0	0	0	0
Bike Theft	1	1	0	0	1
Burglary	1	1	0	0	0
Larceny	8	12	12	18	9
Motor Vehicle Theft	0	1	0	1	0
Vandalism	6	6	10	8	7
Subtotal	16	21	22	27	17
Crimes Against Society					
Narcotics	5	8	4	13	12
Trespassing	1	1	6	7	9
Weapons	3	1	2	4	2
Subtotal	9	10	12	24	23
Total	83	87	108	124	118



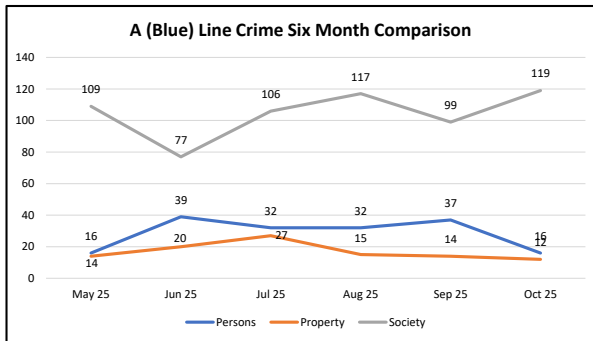
Systemwide	Oct 25	Sep 25	% Change
Crimes Against Persons			
Agg Assault	30	44	-31.8%
Agg Assault on Op	2	2	0.0%
Battery	92	63	46.0%
Battery on Operator	1	9	-88.9%
Homicide	0	0	0.0%
Rape	1	1	0.0%
Robbery	25	29	-13.8%
Sex Offenses	7	11	-36.4%
Subtotal	158	159	-0.6%
Crimes Against Property			
Arson	0	1	-100.0%
Bike Theft	4	2	100.0%
Burglary	0	1	-100.0%
Larceny	46	44	4.5%
Motor Vehicle Theft	5	2	150.0%
Vandalism	15	17	-11.8%
Subtotal	70	67	4.5%
Crimes Against Society			
Narcotics	96	104	-7.7%
Trespassing	245	224	9.4%
Weapons	9	7	28.6%
Subtotal	350	335	4.5%
Total	578	561	3.0%



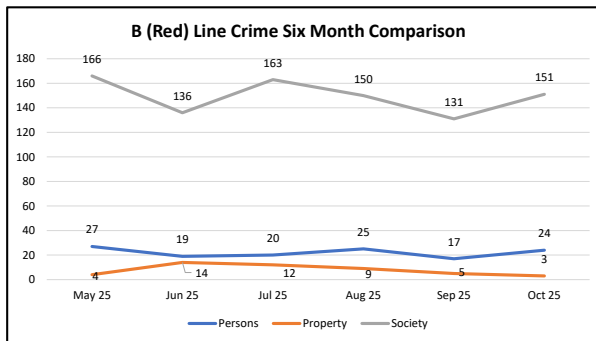
Rail	Oct 25	Sep 25	% Change
Crimes Against Persons			
Agg Assault	0	0	-37.9%
Agg Assault on Op	18	29	0.0%
Battery	48	42	14.3%
Battery on Operator	0	0	0.0%
Homicide	0	0	0.0%
Rape	1	1	0.0%
Robbery	9	18	-50.0%
Sex Offenses	4	7	-42.9%
Subtotal	80	97	-17.5%
Crimes Against Property			
Arson	0	1	-100.0%
Bike Theft	3	1	200.0%
Burglary	0	1	-100.0%
Larceny	37	25	48.0%
Motor Vehicle Theft	5	2	150.0%
Vandalism	8	8	0.0%
Subtotal	53	38	39.5%
Crimes Against Society			
Narcotics	84	84	0.0%
Trespassing	236	211	11.8%
Weapons	7	4	75.0%
Subtotal	327	299	9.4%
Total	460	434	6.0%



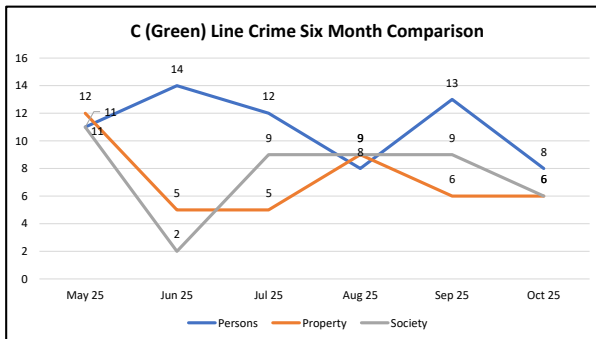
Bus	Oct 25	Sep 25	% Change
Crimes Against Persons			
Agg Assault	12	15	-20.0%
Agg Assault on Op	2	2	0.0%
Battery	44	21	109.5%
Battery on Operator	1	9	-88.9%
Homicide	0	0	0.0%
Rape	0	0	0.0%
Robbery	16	11	45.5%
Sex Offenses	3	4	-25.0%
Subtotal	78	62	25.8%
Crimes Against Property			
Arson	0	0	0.0%
Bike Theft	1	1	0.0%
Burglary	0	0	0.0%
Larceny	9	19	-52.6%
Motor Vehicle Theft	0	0	0.0%
Vandalism	7	9	-22.2%
Subtotal	17	29	-41.4%
Crimes Against Society			
Narcotics	12	20	-40.0%
Trespassing	9	13	-30.8%
Weapons	2	3	-33.3%
Subtotal	23	36	-36.1%
Total	118	127	-7.1%



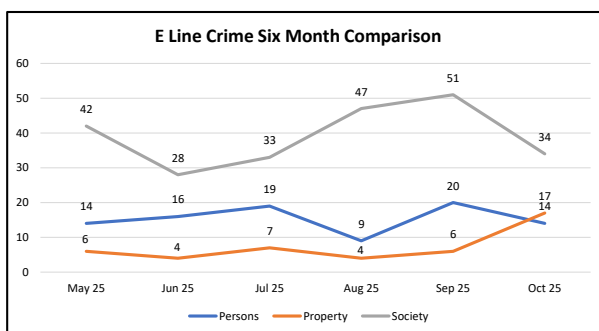
A (Blue) Line	Oct 25	Sep 25	% Change
Crimes Against Persons			
Agg Assault	5	19	-73.7%
Agg Assault on Op	0	0	0.0%
Battery	8	7	14.3%
Battery on Operator	0	0	0.0%
Homicide	0	0	0.0%
Rape	0	0	0.0%
Robbery	2	10	-80.0%
Sex Offenses	1	1	0.0%
Subtotal	16	37	-56.8%
Crimes Against Property			
Arson	0	1	-100.0%
Bike Theft	3	0	300.0%
Burglary	0	1	-100.0%
Larceny	8	9	-11.1%
Motor Vehicle Theft	1	1	0.0%
Vandalism	0	2	-100.0%
Subtotal	12	14	-14.3%
Crimes Against Society			
Narcotics	29	19	52.6%
Trespassing	89	78	14.1%
Weapons	1	2	-50.0%
Subtotal	119	99	20.2%
Total	147	150	-2.0%



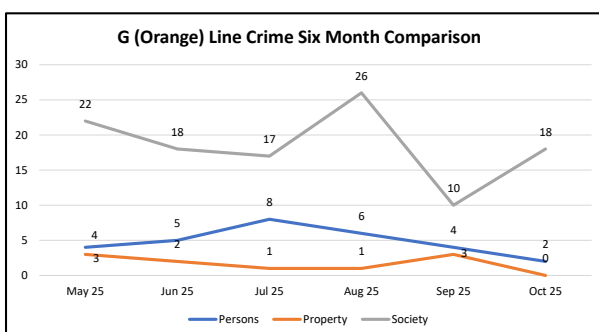
B (Red) Line	Oct 25	Sep 25	% Change
Crimes Against Persons			
Agg Assault	8	2	300.0%
Agg Assault on Op	0	0	0.0%
Battery	12	14	-14.3%
Battery on Operator	0	0	0.0%
Homicide	0	0	0.0%
Rape	0	0	0.0%
Robbery	2	1	100.0%
Sex Offenses	2	0	200.0%
Subtotal	24	17	41.2%
Crimes Against Property			
Arson	0	0	0.0%
Bike Theft	0	0	0.0%
Burglary	0	0	0.0%
Larceny	2	4	-50.0%
Motor Vehicle Theft	1	0	100.0%
Vandalism	0	1	-100.0%
Subtotal	3	5	-40.0%
Crimes Against Society			
Narcotics	50	50	0.0%
Trespassing	96	80	20.0%
Weapons	5	1	400.0%
Subtotal	151	131	15.3%
Total	178	153	16.3%



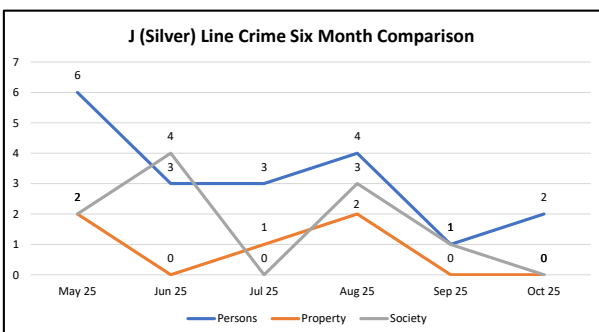
C (Green) Line	Oct 25	Sep 25	% Change
Crimes Against Persons			
Agg Assault	2	3	-33.3%
Agg Assault on Op	0	0	0.0%
Battery	3	6	-50.0%
Battery on Operator	0	0	0.0%
Homicide	0	0	0.0%
Rape	0	0	0.0%
Robbery	3	3	0.0%
Sex Offenses	0	1	-100.0%
Subtotal	8	13	-38.5%
Crimes Against Property			
Arson	0	0	0.0%
Bike Theft	0	0	0.0%
Burglary	0	0	0.0%
Larceny	3	4	-25.0%
Motor Vehicle Theft	2	0	200.0%
Vandalism	1	2	-50.0%
Subtotal	6	6	0.0%
Crimes Against Society			
Narcotics	2	2	0.0%
Trespassing	4	7	-42.9%
Weapons	0	0	0.0%
Subtotal	6	9	-33.3%
Total	20	28	-28.6%



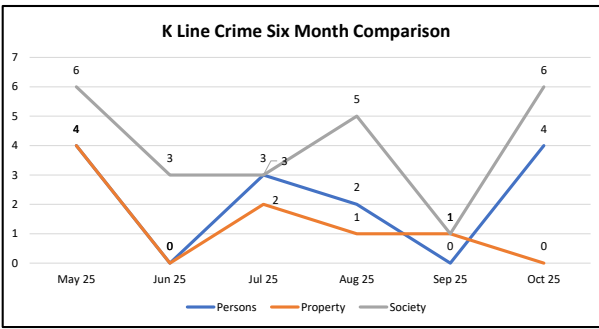
E Line	Oct 25	Sep 25	% Change
Crimes Against Persons			
Agg Assault	1	4	-75.0%
Agg Assault on Op	0	0	0.0%
Battery	10	9	11.1%
Battery on Operator	0	0	0.0%
Homicide	0	0	0.0%
Rape	1	1	0.0%
Robbery	2	4	-50.0%
Sex Offenses	0	2	-100.0%
Subtotal	14	20	-30.0%
Crimes Against Property			
Arson	0	0	0.0%
Bike Theft	0	1	-100.0%
Burglary	0	0	0.0%
Larceny	14	4	250.0%
Motor Vehicle Theft	0	0	0.0%
Vandalism	3	1	200.0%
Subtotal	17	6	183.3%
Crimes Against Society			
Narcotics	3	13	-76.9%
Trespassing	31	37	-16.2%
Weapons	0	1	-100.0%
Subtotal	34	51	-33.3%
Total	65	77	-15.6%



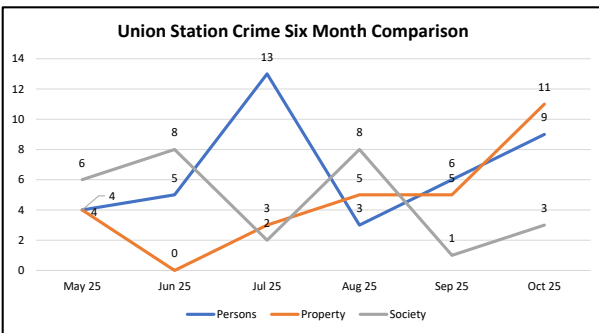
G (Orange) Line	Oct 25	Sep 25	% Change
Crimes Against Persons			
Agg Assault	0	1	-100.0%
Agg Assault on Op	0	0	0.0%
Battery	2	2	0.0%
Battery on Operator	0	0	0.0%
Homicide	0	0	0.0%
Rape	0	0	0.0%
Robbery	0	1	-100.0%
Sex Offenses	0	0	0.0%
Subtotal	2	4	-50.0%
Crimes Against Property			
Arson	0	0	0.0%
Bike Theft	0	0	0.0%
Burglary	0	0	0.0%
Larceny	0	3	-100.0%
Motor Vehicle Theft	0	0	0.0%
Vandalism	0	0	0.0%
Subtotal	0	3	-100.0%
Crimes Against Society			
Narcotics	10	6	66.7%
Trespassing	8	4	100.0%
Weapons	0	0	0.0%
Subtotal	18	10	80.0%
Total	20	17	17.6%



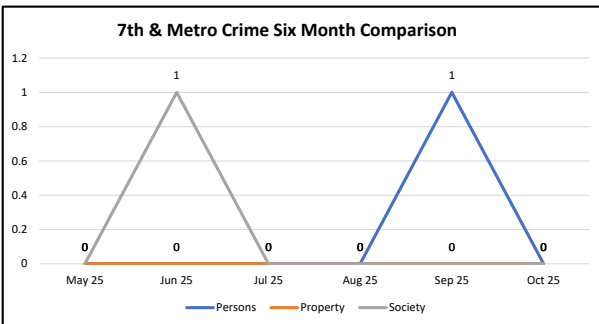
J (Silver) Line	Oct 25	Sep 25	% Change
Crimes Against Persons			
Agg Assault	0	0	0.0%
Agg Assault on Op	0	0	0.0%
Battery	0	1	-100.0%
Battery on Operator	0	0	0.0%
Homicide	0	0	0.0%
Rape	0	0	0.0%
Robbery	1	0	100.0%
Sex Offenses	1	0	100.0%
Subtotal	2	1	100.0%
Crimes Against Property			
Arson	0	0	0.0%
Bike Theft	0	0	0.0%
Burglary	0	0	0.0%
Larceny	0	0	0.0%
Motor Vehicle Theft	0	0	0.0%
Vandalism	0	0	0.0%
Subtotal	0	0	0.0%
Crimes Against Society			
Narcotics	0	0	0.0%
Trespassing	0	1	-100.0%
Weapons	0	0	0.0%
Subtotal	0	1	-100.0%
Total	2	2	0.0%



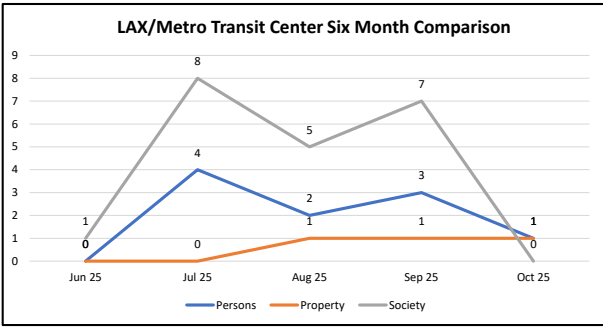
K Line	Oct 25	Sep 25	% Change
Crimes Against Persons			
Agg Assault	1	0	100.0%
Agg Assault on Op	0	0	0.0%
Battery	3	0	300.0%
Battery on Operator	0	0	0.0%
Homicide	0	0	0.0%
Rape	0	0	0.0%
Robbery	0	0	0.0%
Sex Offenses	0	0	0.0%
Subtotal	4	0	400.0%
Crimes Against Property			
Arson	0	0	0.0%
Bike Theft	0	0	0.0%
Burglary	0	0	0.0%
Larceny	0	1	-100.0%
Motor Vehicle Theft	0	0	0.0%
Vandalism	0	0	0.0%
Subtotal	0	1	-100.0%
Crimes Against Society			
Narcotics	0	0	0.0%
Trespassing	6	1	500.0%
Weapons	0	0	0.0%
Subtotal	6	1	500.0%
Total	10	2	400.0%



Union Station	Oct 25	Sep 25	% Change
Crimes Against Persons			
Agg Assault	0	0	0.0%
Agg Assault on Op	0	0	0.0%
Battery	9	4	125.0%
Battery on Operator	0	0	0.0%
Homicide	0	0	0.0%
Rape	0	0	0.0%
Robbery	0	0	0.0%
Sex Offenses	0	2	-100.0%
Subtotal	9	6	50.0%
Crimes Against Property			
Arson	0	0	0.0%
Bike Theft	0	0	0.0%
Burglary	0	0	0.0%
Larceny	9	3	200.0%
Motor Vehicle Theft	0	1	-100.0%
Vandalism	2	1	100.0%
Subtotal	11	5	120.0%
Crimes Against Society			
Narcotics	0	0	0.0%
Trespassing	2	1	100.0%
Weapons	1	0	100.0%
Subtotal	3	1	200.0%
Total	23	12	91.7%



7th & Metro	Oct 25	Sep 25	% Change
Crimes Against Persons			
Agg Assault	0	0	0.0%
Agg Assault on Op	0	0	0.0%
Battery	0	1	-100.0%
Battery on Operator	0	0	0.0%
Homicide	0	0	0.0%
Rape	0	0	0.0%
Robbery	0	0	0.0%
Sex Offenses	0	0	0.0%
Subtotal	0	1	-100.0%
Crimes Against Property			
Arson	0	0	0.0%
Bike Theft	0	0	0.0%
Burglary	0	0	0.0%
Larceny	0	0	0.0%
Motor Vehicle Theft	0	0	0.0%
Vandalism	0	0	0.0%
Subtotal	0	0	0.0%
Crimes Against Society			
Narcotics	0	0	0.0%
Trespassing	0	0	0.0%
Weapons	0	0	0.0%
Subtotal	0	0	0.0%
Total	0	1	-100.0%



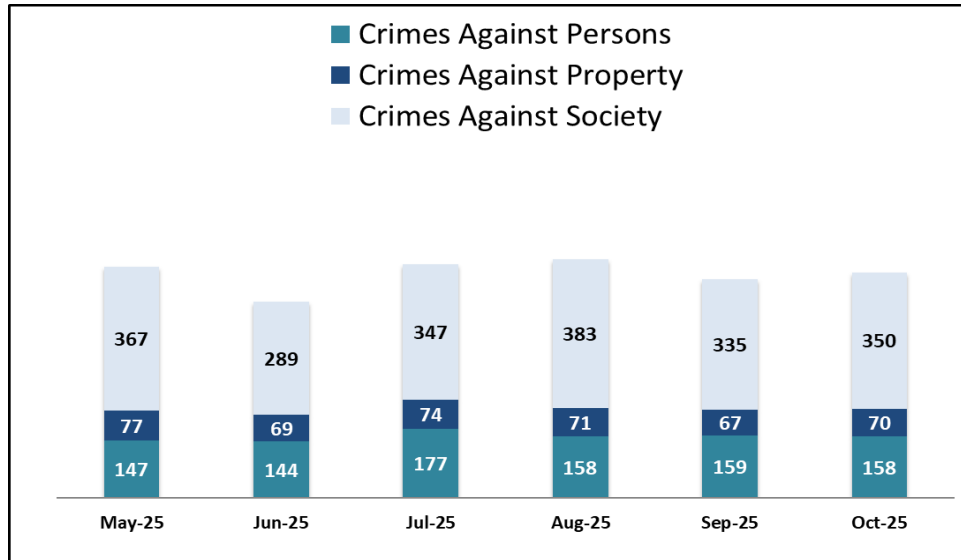
LAX/MTC	Oct 25	Sep 25	% Change
Crimes Against Persons			
Agg Assault	0	1	-100.0%
Agg Assault on Op	0	0	0.0%
Battery	1	1	0.0%
Battery on Operator	0	0	0.0%
Homicide	0	0	0.0%
Rape	0	0	0.0%
Robbery	0	0	0.0%
Sex Offenses	0	1	-100.0%
Subtotal	1	3	-66.7%
Crimes Against Property			
Arson	0	0	0.0%
Bike Theft	0	0	0.0%
Burglary	0	0	0.0%
Larceny	0	0	0.0%
Motor Vehicle Theft	1	0	100.0%
Vandalism	0	1	-100.0%
Subtotal	1	1	0.0%
Crimes Against Society			
Narcotics	0	0	0.0%
Trespassing	0	7	-100.0%
Weapons	0	0	0.0%
Subtotal	0	7	-100.0%
Total	2	11	-81.8%

SYSTEMWIDE LAW ENFORCEMENT OVERVIEW

OCTOBER 2025

Attachment H

Total Crimes

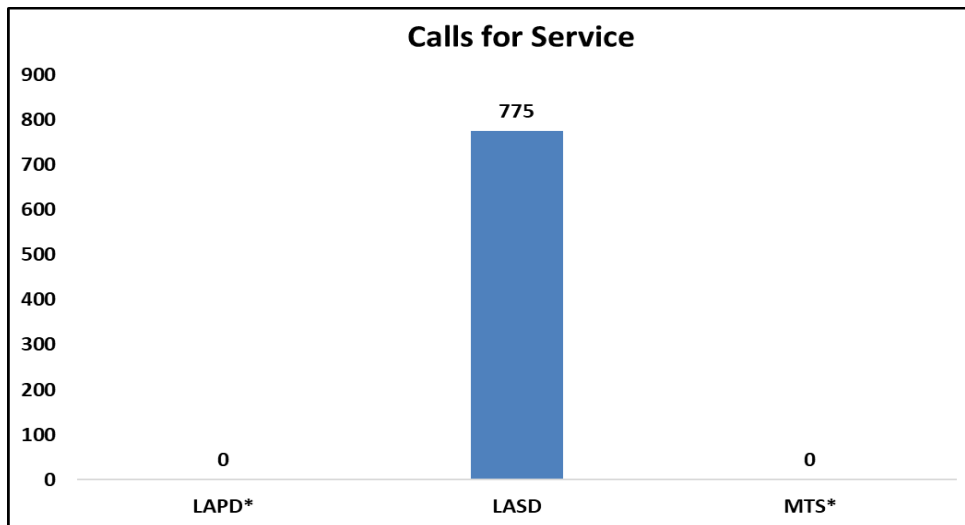


Crimes Against Persons: violent crimes (i.e., homicide, aggravated assaults) are those in which the victims are always individuals

Crimes Against Property: crimes to obtain money, property, or some other benefit (i.e., theft, vandalism, robbery)

Crimes Against Society: represent society's prohibition against engaging in certain types of activity (i.e., drug violations)

Calls for Service



* LAPD and MTS Calls for Service data is currently unavailable

Transit Police

Monthly Crime Report



Attachment H

	2025	2024	%
	October	October	Change
CRIMES AGAINST PERSONS			
Homicide	0	0	0.0%
Rape	1	2	-50.0%
Robbery	25	26	-3.8%
Aggravated Assault	30	46	-34.8%
Aggravated Assault on Operator	2	1	100.0%
Battery	92	80	15.0%
Battery on Operator	1	4	-75.0%
Sex Offenses	7	11	-36.4%
SUB-TOTAL	158	170	-7.1%
CRIMES AGAINST PROPERTY			
Burglary	0	0	0.0%
Larceny	46	73	-37.0%
Bike Theft	4	0	400.0%
Motor Vehicle Theft	5	5	0.0%
Arson	0	0	0.0%
Vandalism	15	17	-11.8%
SUB-TOTAL	70	95	-26.3%
CRIMES AGAINST SOCIETY			
Weapons	9	22	-59.1%
Narcotics	96	140	-31.4%
Trespassing	245	277	-11.6%
SUB-TOTAL	350	439	-20.3%
TOTAL	578	704	-17.9%
ENFORCEMENT EFFORTS			
Arrests	556	657	-15.4%
Citations	603	945	-36.2%
Calls for Service	775	1,544	-49.8%



Metro

SYSTEM SECURITY & LAW ENFORCEMENT

MONTHLY, BI-ANNUAL, ANNUAL COMPARISON

OCTOBER 2025

Attachment H

Crimes

Monthly

System-Wide	Oct-25	Oct-24	% Change
Crimes Against Persons	158	170	-7.1%
Crimes Against Property	70	95	-26.3%
Crimes Against Society	350	439	-20.3%
Total	578	704	-17.9%

Six Months

System-Wide	May-25-Oct-25	May-24-Oct-24	% Change
Crimes Against Persons	943	1,133	-16.8%
Crimes Against Property	425	464	-8.4%
Crimes Against Society	2,067	4,182	-50.6%
Total	3,435	5,779	-40.6%

Annual

System-Wide	Nov-24-Oct-25	Nov-23-Oct-24	% Change
Crimes Against Persons	1,871	2,098	-10.8%
Crimes Against Property	847	790	7.2%
Crimes Against Society	3,769	6,271	-39.9%
Total	6,487	9,159	-29.2%

Average Emergency Response Times

Monthly

Oct-25	Oct-24	% Change
1.60	2.88	-44.4%

Six Months

May-25-Oct-25	May-24-Oct-24	% Change
2.42	4.94	-51.0%

Annual

Nov-24-Oct-25	Nov-23-Oct-24	% Change
2.98	5.20	-42.6%

Bus Operator Assaults

Monthly

Oct-25	Oct-24	% Change
3	5	-40.0%

Six Months

May-25-Oct-25	May-24-Oct-24	% Change
30	83	-63.9%

Annual

Nov-24-Oct-25	Nov-23-Oct-24	% Change
75	170	-55.9%

Ridership

Monthly

Oct-25	Oct-24	% Change
27,693,587	28,806,674	-3.9%

Six Months

May-25-Oct-25	May-24-Oct-24	% Change
154,187,392	160,465,659	-3.9%

Annual

Nov-24-Oct-25	Nov-23-Oct-24	% Change
308,150,685	307,316,526	0.3%



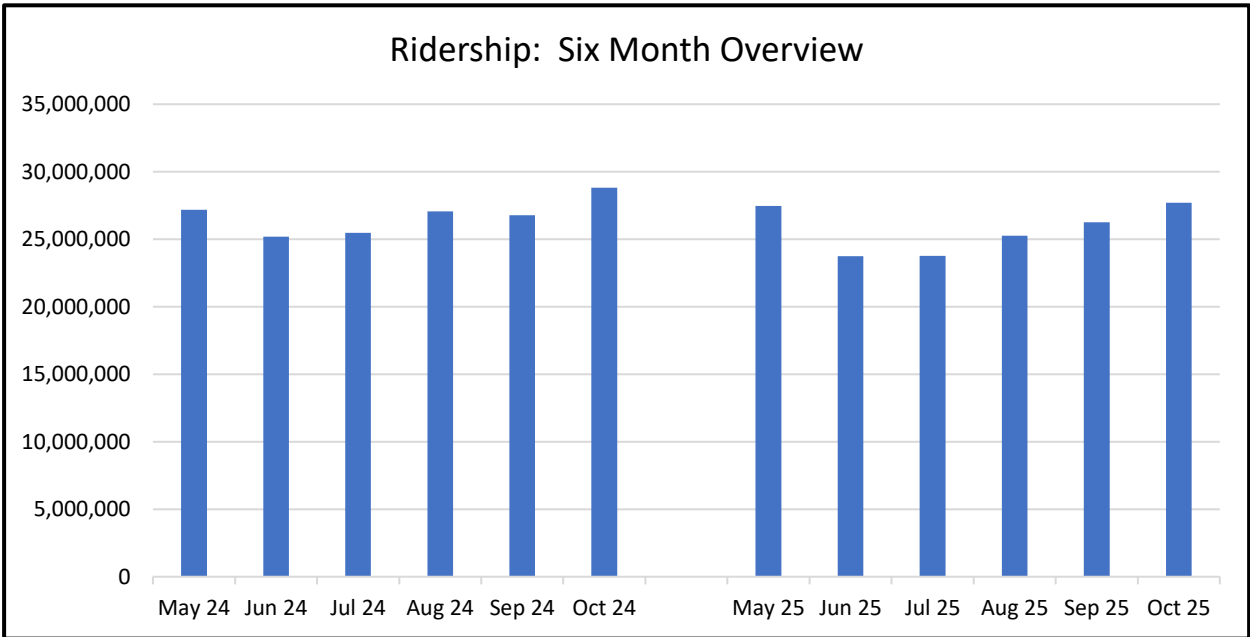
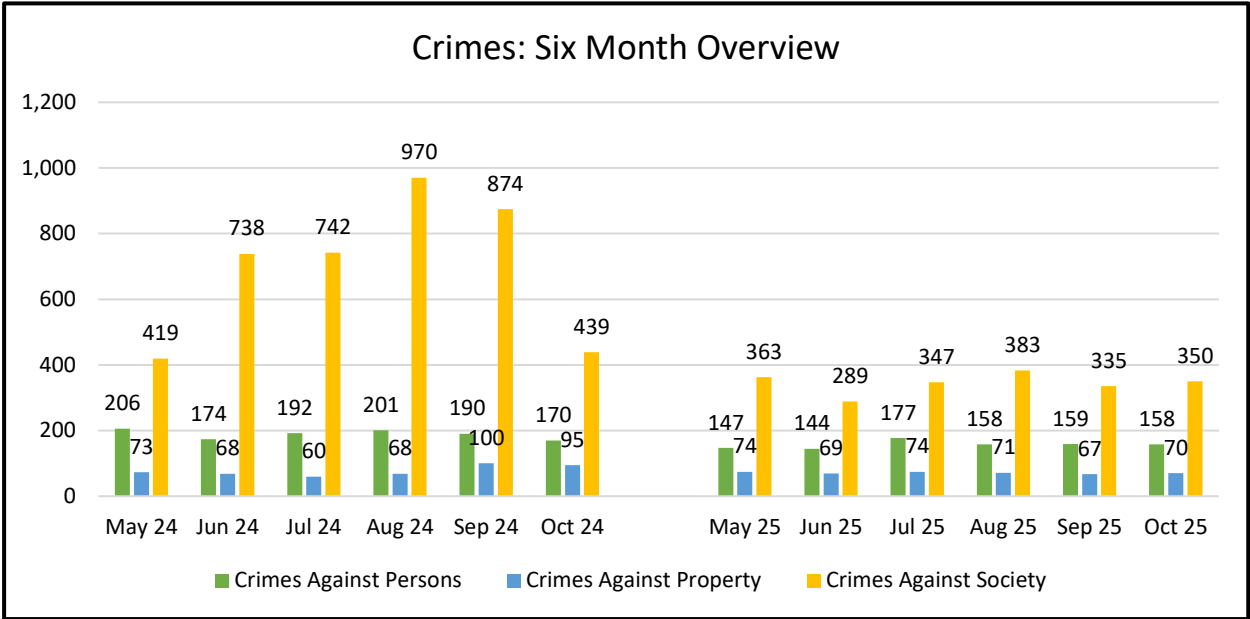
Metro

SYSTEM SECURITY & LAW ENFORCEMENT

MONTHLY, BI-ANNUAL, ANNUAL COMPARISON

OCTOBER 2025

Attachment H



A LINE (BLUE)

ATTACHMENT H

MONTHLY UPDATE ON TRANSIT POLICING PERFORMANCE - OCTOBER 2025

REPORTED CRIME				
CRIMES AGAINST PERSONS	LAPD	LASD	MTS	FYTD
Homicide	0	0	0	0
Rape	0	0	0	0
Robbery	1	1	0	24
Aggravated Assault	1	4	0	44
Aggravated Assault on Operator	0	0	0	0
Battery	5	3	1	43
Battery Rail Operator	0	0	0	0
Sex Offenses	1	0	0	7
SUB-TOTAL	8	8	1	118
CRIMES AGAINST PROPERTY	LAPD	LASD	MTS	FYTD
Burglary	0	0	0	1
Larceny	1	7	0	42
Bike Theft	0	3	0	4
Motor Vehicle Theft	0	1	0	4
Arson	0	0	0	2
Vandalism	0	0	1	16
SUB-TOTAL	1	11	1	69
CRIMES AGAINST SOCIETY	LAPD	LASD	MTS	FYTD
Weapons	1	0	0	7
Narcotics	24	5	0	90
Trespassing	88	1	4	348
SUB-TOTAL	113	6	4	445
TOTAL	122	25	6	632

CRIMES PER STATION				
STATION	CRIMES AGAINST PERSONS	CRIMES AGAINST PROPERTY	CRIMES AGAINST SOCIETY	FYTD
Pomona North	0	0	0	0
La Verne/Fairplex	0	0	0	0
San Dimas	0	1	0	2
Glendora	1	4	0	5
APU/Citrus College	0	0	0	6
Azusa Downtown	0	0	0	3
Irwindale	1	2	0	4
Duarte/City of Hope	0	1	0	6
Monrovia	0	0	0	2
Arcadia	0	0	0	3
Sierra Madre Villa	0	0	0	5
Allen	0	0	0	3
Lake	0	0	2	5
Memorial Park	0	0	0	4
Del Mar	0	0	0	3
Fillmore	0	0	1	6
South Pasadena	1	0	2	5
Highland Park	0	0	1	3
Southwest Museum	1	0	1	6
Heritage Square	0	0	1	4
Lincoln/Cypress	0	0	1	7
Chinatown	0	0	52	151
Union Station	1	0	0	3
Little Tokyo/Arts Dist	2	1	1	19
Historic Broadway	0	0	1	8
Grand Av Arts/Bunker Hill	1	0	29	123
7th St/Metro Ctr	0	0	0	8
Pico	0	0	1	41
Grand/LATTC	1	0	24	65
San Pedro St	0	0	0	4
Washington	0	0	0	7
Vernon	1	0	0	5
Slauson	0	0	0	9
Florence	2	2	0	17
Firestone	2	0	1	10
103rd St/Watts Towers	1	0	1	5
Willowbrook/Rosa Parks	0	0	0	14
Compton	0	0	0	8
Artesia	1	0	0	11
Del Amo	0	1	0	7
Wardlow	0	0	1	5
Willow St	1	0	0	8
PCH	0	0	0	1
Anaheim St	0	1	0	3
5th St	0	0	0	0
1st St	0	0	0	0
Downtown Long Beach	0	0	3	13
Pacific Av	0	0	0	0
A Line Rail Yard	0	0	0	5
Total	17	13	123	632

ARRESTS				
AGENCY	LAPD	LASD	MTS	FYTD
Felony	30	7	0	154
Misdemeanor	123	19	0	593
TOTAL	153	26	0	747

CITATIONS				
AGENCY	LAPD	LASD	MTS	FYTD
Misdemeanor Citations	0	0	0	0
Other Citations	91	23	0	537
Vehicle Code Citations	11	0	0	41
TOTAL	102	23	0	578

CALLS FOR SERVICE				
AGENCY	LAPD	LASD	MTS	FYTD
Routine	0	109	0	497
Priority	0	83	0	445
Emergency	0	10	0	41
TOTAL	0	202	0	983

DISPATCHED VS. PROACTIVE			
AGENCY	LAPD	LASD	MTS
Dispatched	35%	4%	0%
Proactive	65%	96%	0%
TOTAL	100%	100%	0%

PERCENTAGE OF TIME SPENT ON THE RAIL SYSTEM	
A Line - LAPD	80%
A Line - LASD	88%
A Line - MTS	0%

GRADE CROSSING OPERATIONS				
LOCATION	LAPD	LASD	MTS	FYTD
Pomona North	0	22	0	46
La Verne/Fairplex	0	5	0	10
San Dimas	0	18	0	23
Glendora	0	18	0	27
Azusa	0	7	0	90
Irwindale	0	18	0	93
Duarte Station	0	12	0	55
Monrovia	0	5	0	35
Magnolia Ave	0	0	0	0
Arcadia Station	0	12	0	47
Pasadena	0	21	0	107
South Pasadena	0	2	0	14
Marmion Way	0	0	0	0
Flower St	0	0	0	0
Washington St	6	0	0	62
Slauson	0	0	0	3
Florence	0	0	0	13
Firestone	0	4	0	19
103rd St	0	0	0	7
Willowbrook	0	23	0	85
Compton	0	0	0	10
Artesia	0	2	0	22
Del Amo	0	6	0	17
Wardlow Rd	0	0	0	0
Long Beach Blvd	0	0	0	0
Pacific Av	0	0	0	0
TOTAL	6	175	0	679

LEGEND
Los Angeles Police Department
Los Angeles County Sheriff's Department
Metro Transit Security

B LINE (RED)

ATTACHMENT H

MONTHLY UPDATE ON TRANSIT POLICING PERFORMANCE - OCTOBER 2025

REPORTED CRIME		
CRIMES AGAINST PERSONS	LAPD	FYTD
Homicide	0	0
Rape	0	0
Robbery	2	6
Aggravated Assault	8	17
Aggravated Assault on Operator	0	0
Battery	12	56
Battery Rail Operator	0	0
Sex Offenses	2	7
SUB-TOTAL	24	86
CRIMES AGAINST PROPERTY	LAPD	FYTD
Burglary	0	0
Larceny	2	20
Bike Theft	0	0
Motor Vehicle Theft	1	3
Arson	0	0
Vandalism	0	6
SUB-TOTAL	3	29
CRIMES AGAINST SOCIETY	LAPD	FYTD
Weapons	5	16
Narcotics	50	202
Trespassing	96	377
SUB-TOTAL	151	595
TOTAL	178	710

ARRESTS		
AGENCY	LAPD	FYTD
Felony	33	151
Misdemeanor	180	751
TOTAL	213	902

CITATIONS		
AGENCY	LAPD	FYTD
Other Citations	196	755
Vehicle Code Citations	9	55
TOTAL	205	810

CALLS FOR SERVICE		
AGENCY	LAPD	FYTD
Routine	0	0
Priority	0	0
Emergency	0	0
TOTAL	0	0

DISPATCHED VS. PROACTIVE	
AGENCY	LAPD
Dispatched	30%
Proactive	70%
TOTAL	100%

CRIMES PER STATION				
STATION	CRIMES AGAINST PERSONS	CRIMES AGAINST PROPERTY	CRIMES AGAINST SOCIETY	FYTD
Union Station	3	0	4	42
Civic Center/Grand Park	0	0	0	6
Pershing Square	5	0	4	31
7th St/Metro Ctr	5	1	20	96
Westlake/MacArthur Park	5	0	43	155
Wilshire/Vermont	1	0	0	27
Wilshire/Normandie	0	0	1	1
Vermont/Beverly	1	0	5	32
Wilshire/Western	0	0	1	3
Vermont/Santa Monica	0	0	3	18
Vermont/Sunset	0	0	3	18
Hollywood/Western	1	0	19	86
Hollywood/Vine	0	0	18	51
Hollywood/Highland	0	0	1	12
Universal City/Studio City	1	0	4	14
North Hollywood	2	2	25	118
B Line Rail Yard	0	0	0	0
Total	24	3	151	710

PERCENTAGE OF TIME SPENT ON THE RAIL SYSTEM	
B Line - LAPD	83%

LEGEND
Los Angeles Police Department

C LINE (GREEN)

ATTACHMENT H

MONTHLY UPDATE ON TRANSIT POLICING PERFORMANCE - OCTOBER 2025

REPORTED CRIME			
CRIMES AGAINST PERSONS	LAPD	LASD	FYTD
Homicide	0	0	0
Rape	0	0	0
Robbery	0	3	15
Aggravated Assault	0	2	7
Aggravated Assault on Operator	0	0	0
Battery	2	1	18
Battery Rail Operator	0	0	0
Sex Offenses	0	0	1
SUB-TOTAL	2	6	41
CRIMES AGAINST PROPERTY	LAPD	LASD	FYTD
Burglary	0	0	0
Larceny	1	2	17
Bike Theft	0	0	0
Motor Vehicle Theft	2	0	4
Arson	0	0	0
Vandalism	0	1	5
SUB-TOTAL	3	3	26
CRIMES AGAINST SOCIETY	LAPD	LASD	FYTD
Weapons	0	0	1
Narcotics	1	1	10
Trespassing	2	2	22
SUB-TOTAL	3	3	33
TOTAL	8	12	100

CRIMES PER STATION				
STATION	CRIMES AGAINST PERSONS	CRIMES AGAINST PROPERTY	CRIMES AGAINST SOCIETY	FYTD
LAX/Metro Transit Center	2	1	1	30
Aviation/Century	0	0	0	2
Aviation/Imperial	0	1	0	4
Hawthorne/Lennox	0	0	0	0
Crenshaw	1	0	0	2
Vermont/Athens	3	1	0	7
Harbor Fwy	0	0	1	4
Avalon	0	1	1	9
Willowbrook/Rosa Parks	2	1	1	20
Lynwood	0	1	0	7
Lakewood Bl	0	0	0	3
Norwalk	0	0	2	12
Total	8	6	6	100

ARRESTS			
AGENCY	LAPD	LASD	FYTD
Felony	1	4	18
Misdemeanor	4	11	75
TOTAL	5	15	93

CITATIONS			
AGENCY	LAPD	LASD	FYTD
Other Citations	1	11	64
Vehicle Code Citations	0	0	2
TOTAL	1	11	66

CALLS FOR SERVICE			
AGENCY	LAPD	LASD	FYTD
Routine	0	81	258
Priority	0	50	147
Emergency	0	6	14
TOTAL	0	137	419

DISPATCHED VS. PROACTIVE		
AGENCY	LAPD	LASD
Dispatched	43%	5%
Proactive	57%	95%
TOTAL	100%	100%

PERCENTAGE OF TIME SPENT ON THE RAIL SYSTEM	
C Line - LAPD	87%
C Line - LASD	94%

LEGEND	
Los Angeles Police Department	
Los Angeles County Sheriff's Department	

E LINE

ATTACHMENT H

MONTHLY UPDATE ON TRANSIT POLICING PERFORMANCE - OCTOBER 2025

REPORTED CRIME			
CRIMES AGAINST PERSONS	LAPD	LASD	FYTD
Homicide	0	0	0
Rape	1	0	2
Robbery	2	0	10
Aggravated Assault	1	0	19
Aggravated Assault on Operator	0	0	0
Battery	5	5	29
Battery Rail Operator	0	0	0
Sex Offenses	0	0	2
SUB-TOTAL	9	5	62
CRIMES AGAINST PROPERTY	LAPD	LASD	FYTD
Burglary	0	0	0
Larceny	12	2	26
Bike Theft	0	0	1
Motor Vehicle Theft	0	0	0
Arson	0	0	0
Vandalism	3	0	7
SUB-TOTAL	15	2	34
CRIMES AGAINST SOCIETY	LAPD	LASD	FYTD
Weapons	0	0	3
Narcotics	3	0	34
Trespassing	30	1	128
SUB-TOTAL	33	1	165
TOTAL	57	8	261

CRIMES PER STATION				
STATION	CRIMES AGAINST PERSONS	CRIMES AGAINST PROPERTY	CRIMES AGAINST SOCIETY	FYTD
Atlantic	0	1	1	6
East LA Civic Ctr	0	0	0	1
Maravilla	0	0	0	2
Indiana (both LAPD & LASD)	0	0	1	10
Soto	0	0	2	13
Mariachi Plaza	0	2	4	14
Pico/Aliso	0	0	0	2
Little Tokyo/Arts Dist	0	0	0	0
Historic Broadway	0	0	0	0
Grand Av Arts/Bunker Hill	0	0	0	0
7th St/Metro Ctr	0	0	0	3
Pico	1	0	0	2
LATTC/Ortho Institute	1	1	0	25
Jefferson/USC	0	3	0	9
Expo Park/USC	1	0	0	8
Expo/Vermont	0	1	0	10
Expo/Western	1	0	16	73
Expo/Crenshaw	2	3	10	26
Farmdale	0	2	0	2
Expo/La Brea	1	2	0	12
La Cienega/Jefferson	1	1	0	4
Culver City	0	0	0	2
Palms	0	0	0	1
Westwood/Rancho Park	1	0	0	1
Expo/Sepulveda	0	0	0	7
Expo/Bundy	0	0	0	2
26th St/Bergamot	0	0	0	0
17th St/SMC	0	1	0	4
Downtown Santa Monica	5	0	0	22
E Line Rail Yard	0	0	0	0
Total	14	17	34	261

ARRESTS			
AGENCY	LAPD	LASD	FYTD
Felony	6	0	43
Misdemeanor	37	7	195
TOTAL	43	7	238

CITATIONS			
AGENCY	LAPD	LASD	FYTD
Other Citations	30	7	246
Vehicle Code Citations	1	0	22
TOTAL	31	7	268

CALLS FOR SERVICE			
AGENCY	LAPD	LASD	FYTD
Routine	0	87	316
Priority	0	20	91
Emergency	0	2	6
TOTAL	0	109	413

DISPATCHED VS. PROACTIVE		
AGENCY	LAPD	LASD
Dispatched	34%	12%
Proactive	66%	88%
TOTAL	100%	100%

PERCENTAGE OF TIME SPENT ON THE RAIL SYSTEM	
E Line - LAPD	83%
E Line - LASD	95%

GRADE CROSSING OPERATIONS			
LOCATION	LAPD	LASD	FYTD
East Los Angeles	0	8	8
Figueroa St	0	0	0
Exposition Blvd	131	0	131
Culver City	0	1	1
Santa Monica	0	35	35
TOTAL	131	44	175

LEGEND	
Los Angeles Police Department	
Los Angeles County Sheriff's Department	

G LINE (ORANGE)

ATTACHMENT H

MONTHLY UPDATE ON TRANSIT POLICING PERFORMANCE - OCTOBER 2025

REPORTED CRIME

CRIMES AGAINST PERSONS	LAPD	FYTD
Homicide	0	0
Rape	0	0
Robbery	0	2
Aggravated Assault	0	8
Aggravated Assault on Operator	0	0
Battery	2	9
Battery Bus Operator	0	0
Sex Offenses	0	1
SUB-TOTAL	2	20
CRIMES AGAINST PROPERTY	LAPD	FYTD
Burglary	0	0
Larceny	0	4
Bike Theft	0	0
Motor Vehicle Theft	0	0
Arson	0	0
Vandalism	0	1
SUB-TOTAL	0	5
CRIMES AGAINST SOCIETY	LAPD	FYTD
Weapons	0	4
Narcotics	10	47
Trespassing	8	20
SUB-TOTAL	18	71
TOTAL	20	96

ARRESTS

AGENCY	LAPD	FYTD
Felony	7	23
Misdemeanor	23	72
TOTAL	30	95

CITATIONS

AGENCY	LAPD	FYTD
Other Citations	8	80
Vehicle Code Citations	31	152
TOTAL	39	232

CALLS FOR SERVICE

AGENCY	LAPD	FYTD
Routine	0	0
Priority	0	0
Emergency	0	0
TOTAL	0	0

DISPATCHED VS. PROACTIVE

AGENCY	LAPD
Dispatched	21%
Proactive	79%
TOTAL	100%

CRIMES PER STATION

STATION	CRIMES AGAINST PERSONS	CRIMES AGAINST PROPERTY	CRIMES AGAINST SOCIETY	FYTD
North Hollywood	1	0	1	16
Laurel Canyon	0	0	0	0
Valley College	0	0	0	3
Woodman	0	0	1	3
Van Nuys	0	0	0	1
Sepulveda	1	0	1	9
Woodley	0	0	0	1
Balboa	0	0	0	2
Reseda	0	0	7	29
Tampa	0	0	0	0
Pierce College	0	0	0	1
De Soto	0	0	0	1
Canoga	0	0	6	12
Sherman Way	0	0	0	3
Roscoe	0	0	0	5
Nordhoff	0	0	0	4
Chatsworth	0	0	2	6
Total	2	0	18	96

PERCENTAGE OF TIME SPENT ON THE BUS SYSTEM

G Line - LAPD	86%
---------------	-----

LEGEND

Los Angeles Police Department

J LINE (SILVER)

ATTACHMENT H

MONTHLY UPDATE ON TRANSIT POLICING PERFORMANCE - OCTOBER 2025

REPORTED CRIME			
CRIMES AGAINST PERSONS	LAPD	LASD	FYTD
Homicide	0	0	0
Rape	0	0	0
Robbery	1	0	1
Aggravated Assault	0	0	4
Aggravated Assault on Operator	0	0	0
Battery	0	0	4
Battery Bus Operator	0	0	0
Sex Offenses	0	1	1
SUB-TOTAL	1	1	10
CRIMES AGAINST PROPERTY	LAPD	LASD	FYTD
Burglary	0	0	0
Larceny	0	0	0
Bike Theft	0	0	0
Motor Vehicle Theft	0	0	1
Arson	0	0	0
Vandalism	0	0	2
SUB-TOTAL	0	0	3
CRIMES AGAINST SOCIETY	LAPD	LASD	FYTD
Weapons	0	0	0
Narcotics	0	0	1
Trespassing	0	0	3
SUB-TOTAL	0	0	4
TOTAL	1	1	17

ARRESTS			
AGENCY	LAPD	LASD	FYTD
Felony	1	0	7
Misdemeanor	0	3	12
TOTAL	1	3	19

CITATIONS			
AGENCY	LAPD	LASD	FYTD
Other Citations	0	0	7
Vehicle Code Citations	0	0	5
TOTAL	0	0	12

CALLS FOR SERVICE			
AGENCY	LAPD	LASD	FYTD
Routine	0	6	34
Priority	0	4	9
Emergency	0	0	1
TOTAL	0	10	44

DISPATCHED VS. PROACTIVE		
AGENCY	LAPD	LASD
Dispatched	11%	10%
Proactive	89%	90%
TOTAL	100%	100%

CRIMES PER STATION				
STATION	CRIMES AGAINST PERSONS	CRIMES AGAINST PROPERTY	CRIMES AGAINST SOCIETY	FYTD
El Monte	1	0	0	3
Cal State LA	0	0	0	0
LAC/USC Medical Ctr	0	0	0	1
Alameda	0	0	0	0
Downtown	0	0	0	1
37th St/USC	0	0	0	0
Slauson	0	0	0	2
Manchester	1	0	0	3
Harbor Fwy	0	0	0	1
Rosecrans	0	0	0	0
Harbor Gateway Transit Ctr	0	0	0	5
Carson	0	0	0	0
PCH	0	0	0	1
San Pedro/Beacon	0	0	0	0
Total	2	0	0	17

PERCENTAGE OF TIME SPENT ON THE BUS SYSTEM	
J Line - LAPD	87%
J Line - LASD	89%

LEGEND	
Los Angeles Police Department	
Los Angeles County Sheriff's Department	

K LINE

ATTACHMENT H

MONTHLY UPDATE ON TRANSIT POLICING PERFORMANCE - OCTOBER 2025

REPORTED CRIME			
CRIMES AGAINST PERSONS	LAPD	LASD	FYTD
Homicide	0	0	0
Rape	0	0	0
Robbery	0	0	1
Aggravated Assault	1	0	4
Aggravated Assault on Operator	0	0	0
Battery	3	0	4
Battery Bus Operator	0	0	0
Sex Offenses	0	0	0
SUB-TOTAL	4	0	9
CRIMES AGAINST PROPERTY	LAPD	LASD	FYTD
Burglary	0	0	0
Larceny	0	0	3
Bike Theft	0	0	0
Motor Vehicle Theft	0	0	0
Arson	0	0	0
Vandalism	0	0	1
SUB-TOTAL	0	0	4
CRIMES AGAINST SOCIETY	LAPD	LASD	FYTD
Weapons	0	0	0
Narcotics	0	0	0
Trespassing	6	0	15
SUB-TOTAL	6	0	15
TOTAL	10	0	28

ARRESTS			
AGENCY	LAPD	LASD	FYTD
Felony	0	0	3
Misdemeanor	10	0	29
TOTAL	10	0	32

CITATIONS			
AGENCY	LAPD	LASD	FYTD
Other Citations	4	0	21
Vehicle Code Citations	1	0	1
TOTAL	5	0	22

CALLS FOR SERVICE			
AGENCY	LAPD	LASD	FYTD
Routine	0	69	264
Priority	0	8	35
Emergency	0	0	0
TOTAL	0	77	299

DISPATCHED VS. PROACTIVE		
AGENCY	LAPD	LASD
Dispatched	32%	26%
Proactive	68%	74%
TOTAL	100%	100%

CRIMES PER STATION				
STATION	CRIMES AGAINST PERSONS	CRIMES AGAINST PROPERTY	CRIMES AGAINST SOCIETY	FYTD
Expo / Crenshaw	3	0	1	9
Martin Luther King Jr	0	0	2	8
Leimert Park	0	0	1	3
Hyde Park	0	0	0	1
Fairview Heights	0	0	0	0
Downtown Inglewood	0	0	0	1
Westchester / Veterans	0	0	0	0
LAX/Metro Transit Center	0	0	2	3
Aviation/Century	1	0	0	2
Mariposa	0	0	0	0
El Segundo	0	0	0	0
Douglas	0	0	0	1
Redondo Beach	0	0	0	0
Total	4	0	6	28

PERCENTAGE OF TIME SPENT ON THE RAIL SYSTEM	
K Line - LAPD	83%
K Line - LASD	94%

LEGEND	
Los Angeles Police Department	
Los Angeles County Sheriff's Department	

BUS PATROL

ATTACHMENT H

MONTHLY UPDATE ON TRANSIT POLICING PERFORMANCE - OCTOBER 2025

REPORTED CRIME			
CRIMES AGAINST PERSONS	LAPD	LASD	FYTD
Homicide	0	0	1
Rape	0	0	3
Robbery	8	7	47
Aggravated Assault	8	4	53
Aggravated Assault on Operator	2	0	7
Battery	31	11	113
Battery Bus Operator	1	0	14
Sex Offenses	2	0	23
SUB-TOTAL	52	22	261
CRIMES AGAINST PROPERTY	LAPD	LASD	FYTD
Burglary	0	0	0
Larceny	7	2	46
Bike Theft	0	1	2
Motor Vehicle Theft	0	0	0
Arson	0	0	1
Vandalism	7	0	34
SUB-TOTAL	14	3	83
CRIMES AGAINST SOCIETY	LAPD	LASD	FYTD
Weapons	2	0	8
Narcotics	1	1	31
Trespassing	1	0	10
SUB-TOTAL	4	1	49
TOTAL	70	26	393

LASD's Crimes per Sector		
Sector		FYTD
Westside	1	14
San Fernando	2	4
San Gabriel Valley	9	25
Gateway Cities	6	29
South Bay	8	40
Total	26	112

LAPD's Crimes per Sector		
Sector		FYTD
Valley Bureau		
Van Nuys	1	7
West Valley	0	6
North Hollywood	6	21
Foothill	0	3
Devonshire	2	7
Mission	0	9
Topanga	2	5
Central Bureau		
Central	5	25
Rampart	4	16
Hollenbeck	3	17
Northeast	1	12
Newton	5	14
West Bureau		
Hollywood	2	12
Wilshire	5	10
West LA	0	6
Pacific	2	9
Olympic	6	6
Southwest Bureau		
Southwest	9	24
Harbor	1	2
77th Street	13	41
Southeast	3	10
Total	70	262

ARRESTS			
AGENCY	LAPD	LASD	FYTD
Felony	9	7	82
Misdemeanor	4	16	106
TOTAL	13	23	188

CITATIONS			
AGENCY	LAPD	LASD	FYTD
Other Citations	26	22	218
Vehicle Code Citations	127	2	513
TOTAL	153	24	731

CALLS FOR SERVICE			
AGENCY	LAPD	LASD	FYTD
Routine	0	136	519
Priority	0	99	351
Emergency	0	5	22
TOTAL	0	240	892

DISPATCHED VS. PROACTIVE		
AGENCY	LAPD	LASD
Dispatched	0%	4%
Proactive	0%	96%
TOTAL	0%	100%

PERCENTAGE OF TIME SPENT ON THE BUS SYSTEM	
LAPD BUS	0%
LASD BUS	92%

LEGEND	
Los Angeles Police Department	
Los Angeles County Sheriff's Department	

UNION STATION

ATTACHMENT H

MONTHLY UPDATE ON TRANSIT POLICING PERFORMANCE - OCTOBER 2025

REPORTED CRIME		
CRIMES AGAINST PERSONS	LAPD	FYTD
Homicide	0	0
Rape	0	1
Robbery	0	0
Aggravated Assault	0	3
Aggravated Assault on Operator	0	0
Battery	9	25
Battery Rail Operator	0	0
Sex Offenses	0	2
SUB-TOTAL	9	31
CRIMES AGAINST PROPERTY	LAPD	FYTD
Burglary	0	0
Larceny	9	17
Bike Theft	0	0
Motor Vehicle Theft	0	1
Arson	0	0
Vandalism	2	6
SUB-TOTAL	11	24
CRIMES AGAINST SOCIETY	LAPD	FYTD
Weapons	1	1
Narcotics	0	1
Trespassing	2	12
SUB-TOTAL	3	14
TOTAL	23	69

ARRESTS		
AGENCY	LAPD	FYTD
Felony	3	6
Misdemeanor	11	25
TOTAL	14	31

CITATIONS		
AGENCY	LAPD	FYTD
Other Citations	1	27
Vehicle Code Citations	0	0
TOTAL	1	27

CALLS FOR SERVICE		
AGENCY	LAPD	FYTD
Routine	0	0
Priority	0	0
Emergency	0	0
TOTAL	0	0

DISPATCHED VS. PROACTIVE	
AGENCY	LAPD
Dispatched	30%
Proactive	70%
TOTAL	100%

PERCENTAGE OF TIME SPENT ON THE SYSTEM	
Union Station	85%

LEGEND	
Los Angeles Police Department	

7TH & METRO STATION

ATTACHMENT H

MONTHLY UPDATE ON TRANSIT POLICING PERFORMANCE - OCTOBER 2025

REPORTED CRIME		
CRIMES AGAINST PERSONS	LAPD	FYTD
Homicide	0	0
Rape	0	0
Robbery	0	0
Aggravated Assault	0	0
Aggravated Assault on Operator	0	0
Battery	0	1
Battery Rail Operator	0	0
Sex Offenses	0	0
SUB-TOTAL	0	1
CRIMES AGAINST PROPERTY	LAPD	FYTD
Burglary	0	0
Larceny	0	0
Bike Theft	0	0
Motor Vehicle Theft	0	0
Arson	0	0
Vandalism	0	0
SUB-TOTAL	0	0
CRIMES AGAINST SOCIETY	LAPD	FYTD
Weapons	0	0
Narcotics	0	0
Trespassing	0	0
SUB-TOTAL	0	0
TOTAL	0	1

ARRESTS		
AGENCY	LAPD	FYTD
Felony	0	0
Misdemeanor	0	1
TOTAL	0	1

CITATIONS		
AGENCY	LAPD	FYTD
Other Citations	0	37
Vehicle Code Citations	0	0
TOTAL	0	37

CALLS FOR SERVICE		
AGENCY	LAPD	FYTD
Routine	0	0
Priority	0	0
Emergency	0	0
TOTAL	0	0

DISPATCHED VS. PROACTIVE	
AGENCY	LAPD
Dispatched	40%
Proactive	60%
TOTAL	100%

PERCENTAGE OF TIME SPENT ON THE SYSTEM	
7th & Metro Station	83%

LEGEND
Los Angeles Police Department

LAX/METRO TRANSIT CENTER

ATTACHMENT H

MONTHLY UPDATE ON TRANSIT POLICING PERFORMANCE - OCTOBER 2025

REPORTED CRIME			
CRIMES AGAINST PERSONS	LAPD	MTS	FYTD
Homicide	0	0	0
Rape	0	0	0
Robbery	0	0	0
Aggravated Assault	0	1	2
Aggravated Assault on Operator	0	0	0
Battery	1	1	3
Battery Rail Operator	0	0	0
Sex Offenses	0	1	4
SUB-TOTAL	1	3	9
CRIMES AGAINST PROPERTY	LAPD	MTS	FYTD
Burglary	0	0	0
Larceny	0	1	1
Bike Theft	0	0	0
Motor Vehicle Theft	1	0	1
Arson	0	0	0
Vandalism	0	1	3
SUB-TOTAL	1	2	5
CRIMES AGAINST SOCIETY	LAPD	MTS	FYTD
Weapons	0	0	0
Narcotics	0	0	0
Trespassing	0	4	16
SUB-TOTAL	0	4	16
TOTAL	2	9	30

ARRESTS			
AGENCY	LAPD	MTS	FYTD
Felony	0	0	0
Misdemeanor	0	0	0
TOTAL	0	0	0

CITATIONS			
AGENCY	LAPD	MTS	FYTD
Other Citations	1	0	2
Vehicle Code Citations	0	0	0
TOTAL	1	0	2

CALLS FOR SERVICE			
AGENCY	LAPD	MTS	FYTD
Routine	0	0	0
Priority	0	0	0
Emergency	0	0	0
TOTAL	0	0	0

DISPATCHED VS. PROACTIVE		
AGENCY	LAPD	MTS
Dispatched	0	0%
Proactive	0	0%
TOTAL	0%	0%

PERCENTAGE OF TIME SPENT ON THE SYSTEM	
LAX/MTC - LAPD	N/C
LAX/MTC - MTS	N/C

LEGEND	
Los Angeles Police Department	
Metro Transit Security	



SYSTEM SECURITY & LAW ENFORCEMENT

Attachment H

Sexual Crimes / Harassment Calls for Service October 2025

Calls related to sexual crimes/harassment are routed through System Security & Law Enforcement Operations Center, which then transfers the caller to a free 24/7 hotline — Center for the Pacific Asian Family Inc., and Sister Family Services — that can provide more directed counseling. Between October 1 and October 31, Metro Transit Security, LAPD and LASD received seven (7) incidents and referred all victims of sexual crimes/harassment to the above free hotlines.

Incident Type & Totals						
	Oct 25	Sep 25	% Change	Oct 25	Oct 24	% Change
Sexual Harassment	0	0	0.0%	0	0	0.0%
Sexual Battery	3	6	-50.0%	3	9	-66.7%
Lewd Conduct	1	0	100.0%	1	0	100.0%
Indecent Exposure	3	4	-25.0%	3	2	50.0%
Rape	0	1	-66.7%	0	2	-100.0%
TOTAL	7	11	-36.4%	7	13	-46.2%

Counseling Information Provided	
	Oct 25
Yes	7
No - If no, why?	0
Gone On Arrival	0
Did Not Have Info	0
Telephonic Report	0
Not Offered	0
Refused	0
Officer Witnessed Incident	0
TOTAL	7



SYSTEM SECURITY & LAW ENFORCEMENT

Attachment H

Total Crime Summary - November 2025

Total Crimes 5-Year Trend Year-to-Date - Systemwide

	2021	2022	2023	2024	2025
Crimes Against Persons					
Agg Assault	354	413	459	421	393
Agg Assault on Op	25	33	37	40	21
Battery	672	804	963	923	844
Battery on Operator	81	118	114	103	50
Homicide	5	6	4	5	1
Rape	14	11	13	13	10
Robbery	216	318	362	305	296
Sex Offenses	91	93	108	99	113
Subtotal	1,458	1,796	2,060	1,909	1,728
Crimes Against Property					
Arson	8	6	0	2	8
Bike Theft	38	43	25	5	11
Burglary	16	12	13	7	6
Larceny	357	474	445	532	475
Motor Vehicle Theft	11	16	41	22	41
Vandalism	273	271	171	193	235
Subtotal	703	822	695	761	776
Crimes Against Society					
Narcotics	141	133	508	1,117	1,125
Trespassing	86	108	1,317	4,414	2,329
Weapons	43	48	111	224	144
Subtotal	270	289	1,936	5,755	3,598
Total	2,431	2,907	4,691	8,425	6,102

Total Crimes 5-Year Trend Year-to-End - Rail

	2021	2022	2023	2024	2025
Crimes Against Persons					
Agg Assault	241	290	326	270	235
Agg Assault on Op	3	2	1	1	0
Battery	428	516	673	587	502
Battery on Operator	3	4	6	0	0
Homicide	5	5	4	2	0
Rape	13	10	13	11	4
Robbery	154	242	250	198	171
Sex Offenses	65	64	65	61	61
Subtotal	912	1,133	1,338	1,130	973
Crimes Against Property					
Arson	8	5	0	2	6
Bike Theft	21	28	13	4	9
Burglary	15	9	12	6	6
Larceny	268	332	328	352	332
Motor Vehicle Theft	7	9	38	14	35
Vandalism	171	188	90	90	111
Subtotal	490	571	481	468	499
Crimes Against Society					
Narcotics	49	61	393	990	949
Trespassing	78	97	1,297	4,319	2,259
Weapons	23	28	84	190	116
Subtotal	150	186	1,774	5,499	3,324
Total	1,552	1,890	3,593	7,097	4,796

Total Crimes 5-Year Trend Year-to-Date - Bus

	2021	2022	2023	2024	2025
Crimes Against Persons					
Agg Assault	113	123	133	151	158
Agg Assault on Op	22	31	36	39	21
Battery	244	288	290	336	342
Battery on Operator	78	114	108	103	50
Homicide	0	1	0	3	1
Rape	1	1	0	2	6
Robbery	62	76	112	107	125
Sex Offenses	26	29	43	38	52
Subtotal	546	663	722	779	755
Crimes Against Property					
Arson	0	1	0	0	2
Bike Theft	17	15	12	1	2
Burglary	1	3	1	1	0
Larceny	89	142	117	180	143
Motor Vehicle Theft	4	7	3	8	6
Vandalism	102	83	81	103	124
Subtotal	213	251	214	293	277
Crimes Against Society					
Narcotics	92	72	115	127	176
Trespassing	8	11	20	95	70
Weapons	20	20	27	34	28
Subtotal	120	103	162	256	274
Total	879	1,017	1,098	1,328	1,306

Total Crimes 5-Year Trend Current Month only - Systemwide

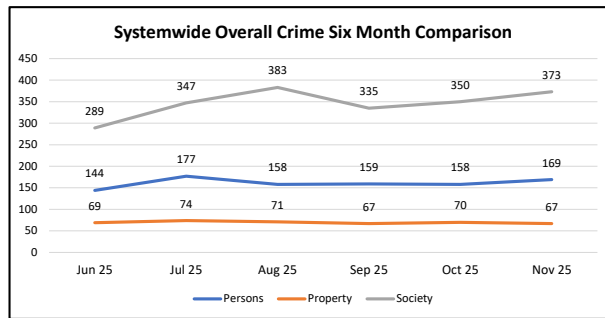
	Nov-21	Nov-22	Nov-23	Nov-24	Nov-25
Crimes Against Persons					
Agg Assault	36	35	31	38	34
Agg Assault on Op	5	9	6	3	5
Battery	79	70	82	80	76
Battery on Operator	14	6	14	7	9
Homicide	1	1	0	0	0
Rape	0	1	1	0	2
Robbery	23	31	37	33	37
Sex Offenses	13	7	8	4	6
Subtotal	171	160	179	165	169
Crimes Against Property					
Arson	0	0	0	0	1
Bike Theft	2	2	3	0	0
Burglary	0	0	1	0	0
Larceny	42	43	33	63	37
Motor Vehicle Theft	1	2	3	0	1
Vandalism	25	17	18	20	28
Subtotal	70	64	58	83	67
Crimes Against Society					
Narcotics	8	4	66	149	81
Trespassing	9	21	271	62	283
Weapons	2	5	16	21	9
Subtotal	19	30	353	232	373
Total	260	254	590	480	609

Total Crimes 5-Year Trend Current Month only - Rail

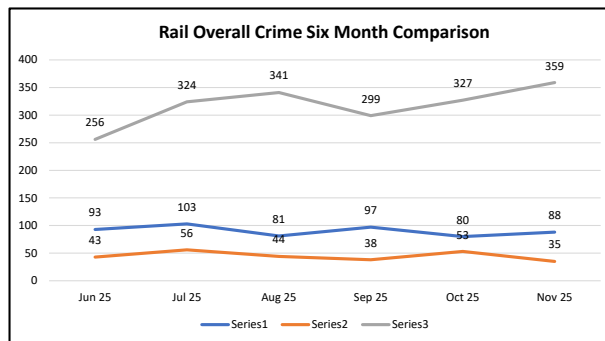
	Nov-21	Nov-22	Nov-23	Nov-24	Nov-25
Crimes Against Persons					
Agg Assault	22	27	22	25	15
Agg Assault on Op	0	0	0	0	0
Battery	53	41	57	58	44
Battery on Operator	1	0	0	0	0
Homicide	1	1	0	0	0
Rape	0	1	1	0	1
Robbery	18	26	24	22	23
Sex Offenses	11	5	5	3	5
Subtotal	106	101	109	108	88
Crimes Against Property					
Arson	0	0	0	0	0
Bike Theft	1	2	3	0	0
Burglary	0	0	1	0	0
Larceny	28	30	25	47	24
Motor Vehicle Theft	1	2	3	0	1
Vandalism	18	13	7	7	10
Subtotal	48	47	39	54	35
Crimes Against Society					
Narcotics	2	0	49	123	73
Trespassing	9	19	269	61	278
Weapons	1	2	13	16	8
Subtotal	12	21	331	200	359
Total	166	169	479	362	482

Total Crimes 5-Year Trend Current Month only - Bus

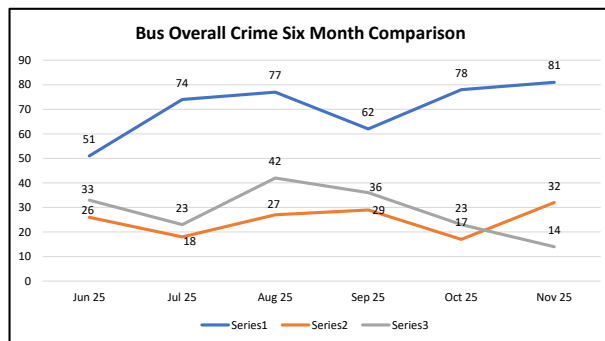
	Nov-21	Nov-22	Nov-23	Nov-24	Nov-25
Crimes Against Persons					
Agg Assault	14	8	9	13	19
Agg Assault on Op	5	9	6	3	5
Battery	26	29	25	22	32
Battery on Operator	13	6	14	7	9
Homicide	0	0	0	0	0
Rape	0	0	0	0	1
Robbery	5	5	13	11	14
Sex Offenses	2	2	3	1	1
Subtotal	65	59	70	57	81
Crimes Against Property					
Arson	0	0	0	0	1
Bike Theft	1	0	0	0	0
Burglary	0	0	0	0	0
Larceny	14	13	8	16	13
Motor Vehicle Theft	0	0	0	0	0
Vandalism	7	4	11	13	18
Subtotal	22	17	19	29	32
Crimes Against Society					
Narcotics	6	4	17	26	8
Trespassing	0	2	2	1	5
Weapons	1	3	3	5	1
Subtotal	7	9	22	32	14
Total	94	85	111	118	127



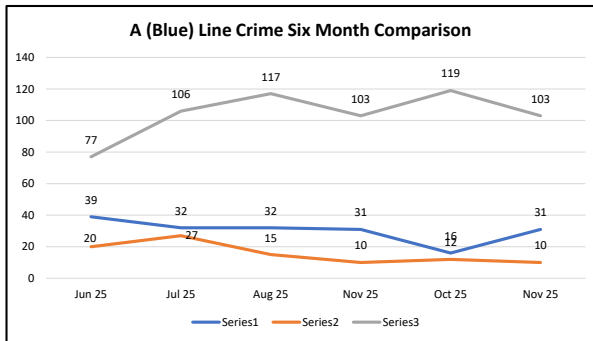
Systemwide	Nov 25	Oct 25	% Change
Crimes Against Persons			
Agg Assault	34	30	13.3%
Agg Assault on Op	5	2	150.0%
Battery	76	92	-17.4%
Battery on Operator	9	1	800.0%
Homicide	0	0	0.0%
Rape	2	1	100.0%
Robbery	37	25	48.0%
Sex Offenses	6	7	-14.3%
Subtotal	169	158	7.0%
Crimes Against Property			
Arson	1	0	100.0%
Bike Theft	0	4	-100.0%
Burglary	0	0	0.0%
Larceny	37	46	-19.6%
Motor Vehicle Theft	1	5	-80.0%
Vandalism	28	15	86.7%
Subtotal	67	70	-4.3%
Crimes Against Society			
Narcotics	81	96	-15.6%
Trespassing	283	245	15.5%
Weapons	9	9	0.0%
Subtotal	373	350	6.6%
Total	609	578	5.4%



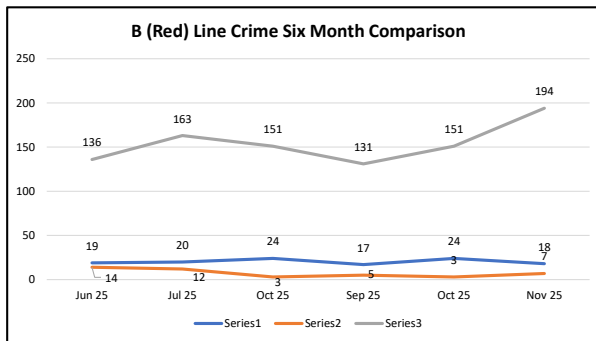
Rail	Nov 25	Oct 25	% Change
Crimes Against Persons			
Agg Assault	15	18	-16.7%
Agg Assault on Op	0	0	0.0%
Battery	44	48	-8.3%
Battery on Operator	0	0	0.0%
Homicide	0	0	0.0%
Rape	1	1	0.0%
Robbery	23	9	155.6%
Sex Offenses	5	4	25.0%
Subtotal	88	80	10.0%
Crimes Against Property			
Arson	0	0	0.0%
Bike Theft	0	3	-100.0%
Burglary	0	0	0.0%
Larceny	24	37	-35.1%
Motor Vehicle Theft	1	5	-80.0%
Vandalism	10	8	25.0%
Subtotal	35	53	-34.0%
Crimes Against Society			
Narcotics	73	84	-13.1%
Trespassing	278	236	17.8%
Weapons	8	7	14.3%
Subtotal	359	327	9.8%
Total	482	460	4.8%



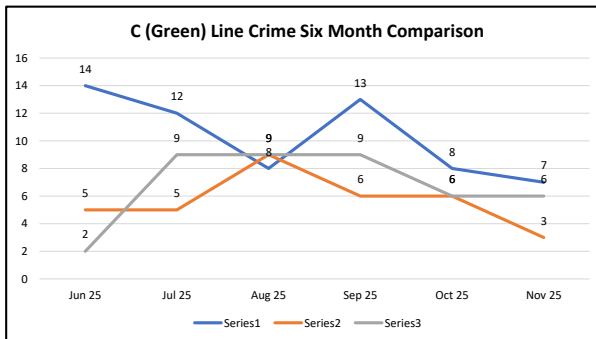
Bus	Nov 25	Oct 25	% Change
Crimes Against Persons			
Agg Assault	19	12	58.3%
Agg Assault on Op	5	2	150.0%
Battery	32	44	-27.3%
Battery on Operator	9	1	800.0%
Homicide	0	0	0.0%
Rape	1	0	100.0%
Robbery	14	16	-12.5%
Sex Offenses	1	3	-66.7%
Subtotal	81	78	3.8%
Crimes Against Property			
Arson	1	0	100.0%
Bike Theft	0	1	-100.0%
Burglary	0	0	0.0%
Larceny	13	9	44.4%
Motor Vehicle Theft	0	0	0.0%
Vandalism	18	7	157.1%
Subtotal	32	17	88.2%
Crimes Against Society			
Narcotics	8	12	-33.3%
Trespassing	5	9	-44.4%
Weapons	1	2	-50.0%
Subtotal	14	23	-39.1%
Total	127	118	7.6%



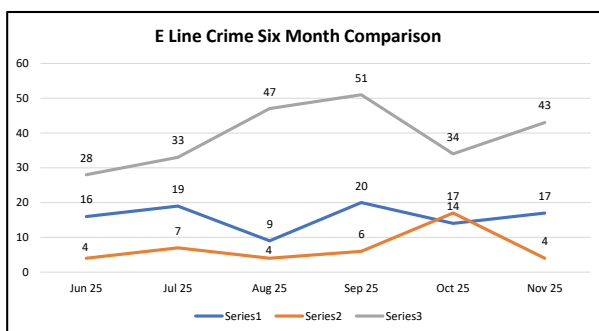
A (Blue) Line	Nov 25	Oct 25	% Change
Crimes Against Persons			
Agg Assault	7	5	40.0%
Agg Assault on Op	0	0	0.0%
Battery	11	8	37.5%
Battery on Operator	0	0	0.0%
Homicide	0	0	0.0%
Rape	0	0	0.0%
Robbery	10	2	400.0%
Sex Offenses	3	1	200.0%
Subtotal	31	16	93.8%
Crimes Against Property			
Arson	0	0	0.0%
Bike Theft	0	3	-100.0%
Burglary	0	0	0.0%
Larceny	7	8	-12.5%
Motor Vehicle Theft	0	1	-100.0%
Vandalism	3	0	300.0%
Subtotal	10	12	-16.7%
Crimes Against Society			
Narcotics	21	29	-27.6%
Trespassing	78	89	-12.4%
Weapons	4	1	300.0%
Subtotal	103	119	-13.4%
Total	144	147	-2.0%



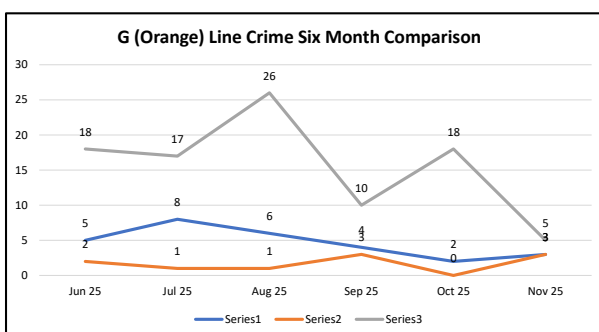
B (Red) Line	Nov 25	Oct 25	% Change
Crimes Against Persons			
Agg Assault	3	8	-62.5%
Agg Assault on Op	0	0	0.0%
Battery	12	12	0.0%
Battery on Operator	0	0	0.0%
Homicide	0	0	0.0%
Rape	0	0	0.0%
Robbery	2	2	0.0%
Sex Offenses	1	2	-50.0%
Subtotal	18	24	-25.0%
Crimes Against Property			
Arson	0	0	0.0%
Bike Theft	0	0	0.0%
Burglary	0	0	0.0%
Larceny	4	2	100.0%
Motor Vehicle Theft	0	1	-100.0%
Vandalism	3	0	300.0%
Subtotal	7	3	133.3%
Crimes Against Society			
Narcotics	42	50	-16.0%
Trespassing	151	96	57.3%
Weapons	1	5	-80.0%
Subtotal	194	151	28.5%
Total	219	178	23.0%



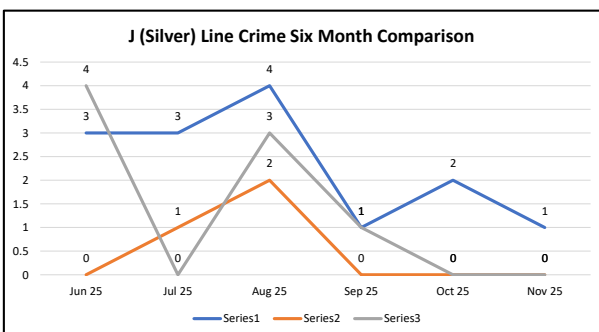
C (Green) Line	Nov 25	Oct 25	% Change
Crimes Against Persons			
Agg Assault	1	2	-50.0%
Agg Assault on Op	0	0	0.0%
Battery	1	3	-66.7%
Battery on Operator	0	0	0.0%
Homicide	0	0	0.0%
Rape	1	0	100.0%
Robbery	4	3	33.3%
Sex Offenses	0	0	0.0%
Subtotal	7	8	-12.5%
Crimes Against Property			
Arson	0	0	0.0%
Bike Theft	0	0	0.0%
Burglary	0	0	0.0%
Larceny	2	3	-33.3%
Motor Vehicle Theft	1	2	-50.0%
Vandalism	0	1	-100.0%
Subtotal	3	6	-50.0%
Crimes Against Society			
Narcotics	3	2	50.0%
Trespassing	3	4	-25.0%
Weapons	0	0	0.0%
Subtotal	6	6	0.0%
Total	16	20	-20.0%



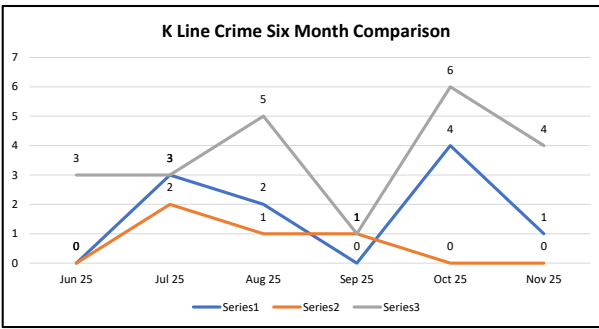
E Line	Nov 25	Oct 25	% Change
Crimes Against Persons			
Agg Assault	2	1	100.0%
Agg Assault on Op	0	0	0.0%
Battery	9	10	-10.0%
Battery on Operator	0	0	0.0%
Homicide	0	0	0.0%
Rape	0	1	-100.0%
Robbery	6	2	200.0%
Sex Offenses	0	0	0.0%
Subtotal	17	14	21.4%
Crimes Against Property			
Arson	0	0	0.0%
Bike Theft	0	0	0.0%
Burglary	0	0	0.0%
Larceny	3	14	-78.6%
Motor Vehicle Theft	0	0	0.0%
Vandalism	1	3	-66.7%
Subtotal	4	17	-76.5%
Crimes Against Society			
Narcotics	5	3	66.7%
Trespassing	37	31	19.4%
Weapons	1	0	100.0%
Subtotal	43	34	26.5%
Total	64	65	-1.5%



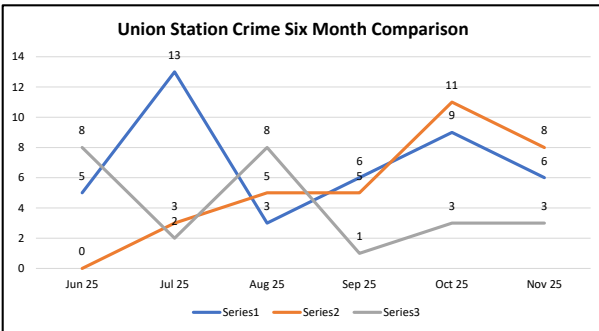
G (Orange) Line	Nov 25	Oct 25	% Change
Crimes Against Persons			
Agg Assault	1	0	100.0%
Agg Assault on Op	0	0	0.0%
Battery	1	2	-50.0%
Battery on Operator	0	0	0.0%
Homicide	0	0	0.0%
Rape	0	0	0.0%
Robbery	1	0	100.0%
Sex Offenses	0	0	0.0%
Subtotal	3	2	50.0%
Crimes Against Property			
Arson	0	0	0.0%
Bike Theft	0	0	0.0%
Burglary	0	0	0.0%
Larceny	2	0	200.0%
Motor Vehicle Theft	0	0	0.0%
Vandalism	1	0	100.0%
Subtotal	3	0	300.0%
Crimes Against Society			
Narcotics	1	10	-90.0%
Trespassing	4	8	-50.0%
Weapons	0	0	0.0%
Subtotal	5	18	-72.2%
Total	11	20	-45.0%



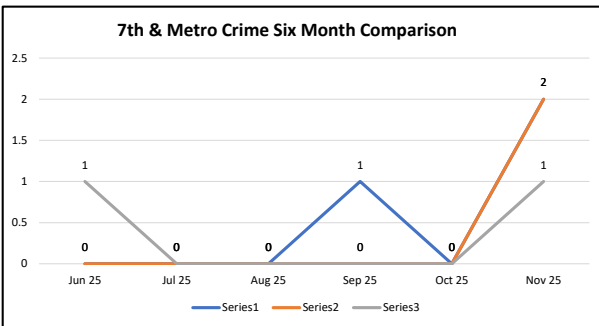
J (Silver) Line	Nov 25	Oct 25	% Change
Crimes Against Persons			
Agg Assault	0	0	0.0%
Agg Assault on Op	0	0	0.0%
Battery	1	0	100.0%
Battery on Operator	0	0	0.0%
Homicide	0	0	0.0%
Rape	0	0	0.0%
Robbery	0	1	-100.0%
Sex Offenses	0	1	-100.0%
Subtotal	1	2	-50.0%
Crimes Against Property			
Arson	0	0	0.0%
Bike Theft	0	0	0.0%
Burglary	0	0	0.0%
Larceny	0	0	0.0%
Motor Vehicle Theft	0	0	0.0%
Vandalism	0	0	0.0%
Subtotal	0	0	0.0%
Crimes Against Society			
Narcotics	0	0	0.0%
Trespassing	0	0	0.0%
Weapons	0	0	0.0%
Subtotal	0	0	0.0%
Total	1	2	-50.0%



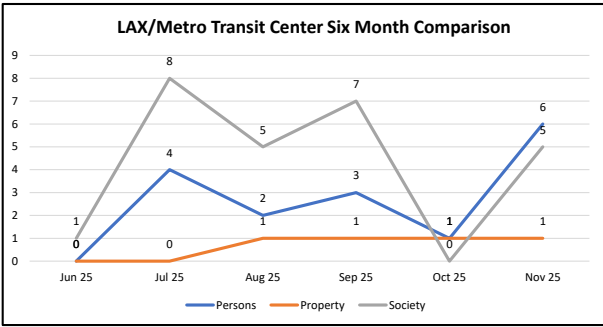
K Line	Nov 25	Oct 25	% Change
Crimes Against Persons			
Agg Assault	0	1	-100.0%
Agg Assault on Op	0	0	0.0%
Battery	0	3	-100.0%
Battery on Operator	0	0	0.0%
Homicide	0	0	0.0%
Rape	0	0	0.0%
Robbery	0	0	0.0%
Sex Offenses	1	0	100.0%
Subtotal	1	4	-75.0%
Crimes Against Property			
Arson	0	0	0.0%
Bike Theft	0	0	0.0%
Burglary	0	0	0.0%
Larceny	0	0	0.0%
Motor Vehicle Theft	0	0	0.0%
Vandalism	0	0	0.0%
Subtotal	0	0	0.0%
Crimes Against Society			
Narcotics	0	0	0.0%
Trespassing	4	6	-33.3%
Weapons	0	0	0.0%
Subtotal	4	6	-33.3%
Total	5	10	-50.0%



Union Station	Nov 25	Oct 25	% Change
Crimes Against Persons			
Agg Assault	1	0	100.0%
Agg Assault on Op	0	0	0.0%
Battery	4	9	-55.6%
Battery on Operator	0	0	0.0%
Homicide	0	0	0.0%
Rape	0	0	0.0%
Robbery	1	0	100.0%
Sex Offenses	0	0	0.0%
Subtotal	6	9	-33.3%
Crimes Against Property			
Arson	0	0	0.0%
Bike Theft	0	0	0.0%
Burglary	0	0	0.0%
Larceny	7	9	-22.2%
Motor Vehicle Theft	0	0	0.0%
Vandalism	1	2	-50.0%
Subtotal	8	11	-27.3%
Crimes Against Society			
Narcotics	1	0	100.0%
Trespassing	2	2	0.0%
Weapons	0	1	-100.0%
Subtotal	3	3	0.0%
Total	17	23	-26.1%



7th & Metro	Nov 25	Oct 25	% Change
Crimes Against Persons			
Agg Assault	0	0	0.0%
Agg Assault on Op	0	0	0.0%
Battery	2	0	200.0%
Battery on Operator	0	0	0.0%
Homicide	0	0	0.0%
Rape	0	0	0.0%
Robbery	0	0	0.0%
Sex Offenses	0	0	0.0%
Subtotal	2	0	200.0%
Crimes Against Property			
Arson	0	0	0.0%
Bike Theft	0	0	0.0%
Burglary	0	0	0.0%
Larceny	1	0	100.0%
Motor Vehicle Theft	0	0	0.0%
Vandalism	1	0	100.0%
Subtotal	2	0	200.0%
Crimes Against Society			
Narcotics	1	0	100.0%
Trespassing	0	0	0.0%
Weapons	0	0	0.0%
Subtotal	1	0	100.0%
Total	5	0	500.0%



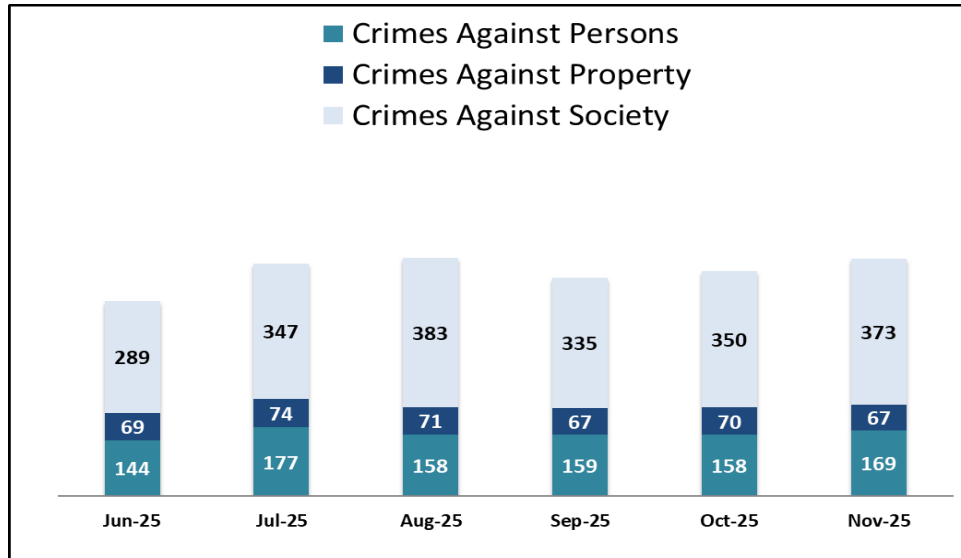
LAX/MTC	Nov 25	Oct 25	% Change
Crimes Against Persons			
Agg Assault	1	0	100.0%
Agg Assault on Op	0	0	0.0%
Battery	5	1	400.0%
Battery on Operator	0	0	0.0%
Homicide	0	0	0.0%
Rape	0	0	0.0%
Robbery	0	0	0.0%
Sex Offenses	0	0	0.0%
Subtotal	6	1	500.0%
Crimes Against Property			
Arson	0	0	0.0%
Bike Theft	0	0	0.0%
Burglary	0	0	0.0%
Larceny	0	0	0.0%
Motor Vehicle Theft	0	1	-100.0%
Vandalism	1	0	100.0%
Subtotal	1	1	0.0%
Crimes Against Society			
Narcotics	0	0	0.0%
Trespassing	3	0	300.0%
Weapons	2	0	200.0%
Subtotal	5	0	500.0%
Total	12	2	500.0%

SYSTEMWIDE LAW ENFORCEMENT OVERVIEW

NOVEMBER 2025

Attachment H

Total Crimes

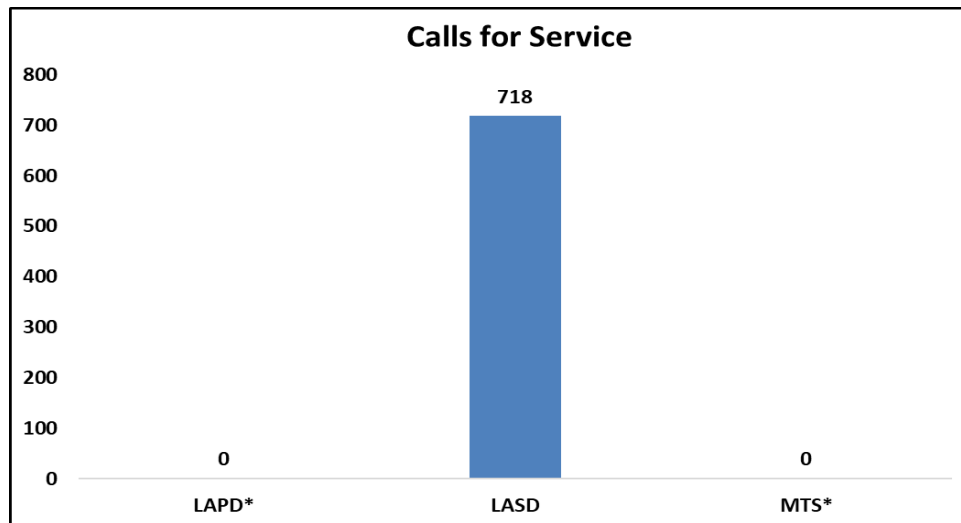


Crimes Against Persons: violent crimes (i.e., homicide, aggravated assaults) are those in which the victims are always individuals

Crimes Against Property: crimes to obtain money, property, or some other benefit (i.e., theft, vandalism, robbery)

Crimes Against Society: represent society's prohibition against engaging in certain types of activity (i.e., drug violations)

Calls for Service



* LAPD and MTS Calls for Service data is currently unavailable

Transit Police

Monthly Crime Report



Attachment H

	2025	2024	%
	November	November	Change
CRIMES AGAINST PERSONS			
Homicide	0	0	0.0%
Rape	2	0	200.0%
Robbery	37	33	12.1%
Aggravated Assault	34	38	-10.5%
Aggravated Assault on Operator	5	3	66.7%
Battery	76	80	-5.0%
Battery on Operator	9	7	28.6%
Sex Offenses	6	4	50.0%
SUB-TOTAL	169	165	2.4%
CRIMES AGAINST PROPERTY			
Burglary	0	0	0.0%
Larceny	37	63	-41.3%
Bike Theft	0	0	0.0%
Motor Vehicle Theft	1	0	100.0%
Arson	1	0	100.0%
Vandalism	28	20	40.0%
SUB-TOTAL	67	83	-19.3%
CRIMES AGAINST SOCIETY			
Weapons	9	21	-57.1%
Narcotics	81	149	-45.6%
Trespassing	283	62	356.5%
SUB-TOTAL	373	232	60.8%
TOTAL	609	480	26.9%
ENFORCEMENT EFFORTS			
Arrests	606	720	-15.8%
Citations	868	720	20.6%
Calls for Service	718	1,155	-37.8%



Metro

SYSTEM SECURITY & LAW ENFORCEMENT

MONTHLY, BI-ANNUAL, ANNUAL COMPARISON

NOVEMBER 2025

Attachment H

Crimes

Monthly

System-Wide	Nov-25	Nov-24	% Change
Crimes Against Persons	169	165	2.4%
Crimes Against Property	67	83	-19.3%
Crimes Against Society	373	232	60.8%
Total	609	480	26.9%

Six Months

System-Wide	Jun-25-Nov-25	Jun-24-Nov-24	% Change
Crimes Against Persons	965	1,092	-11.6%
Crimes Against Property	418	474	-11.8%
Crimes Against Society	2,077	3,995	-48.0%
Total	3,460	5,561	-37.8%

Annual

System-Wide	Dec-24-Nov-25	Dec-23-Nov-24	% Change
Crimes Against Persons	1,875	2,084	-10.0%
Crimes Against Property	831	815	2.0%
Crimes Against Society	3,910	6,150	-36.4%
Total	6,616	9,049	-26.9%

Average Emergency Response Times

Monthly

Nov-25	Nov-24	% Change
2.53	4.13	-38.7%

Six Months

Jun-25-Nov-25	Jun-24-Nov-24	% Change
2.52	4.66	-45.9%

Annual

Dec-24-Nov-25	Dec-23-Nov-24	% Change
2.85	5.05	-43.6%

Bus Operator Assaults

Monthly

Nov-25	Nov-24	% Change
14	10	40.0%

Six Months

Jun-25-Nov-25	Jun-24-Nov-24	% Change
39	82	-52.4%

Annual

Dec-24-Nov-25	Dec-23-Nov-24	% Change
79	160	-50.6%

Ridership

Monthly

Nov-25	Nov-24	% Change
23,820,571	25,844,065	-7.8%

Six Months

Jun-25-Nov-25	Jun-24-Nov-24	% Change
150,554,422	159,139,564	-5.4%

Annual

Dec-24-Nov-25	Dec-23-Nov-24	% Change
306,127,191	308,942,316	-0.9%



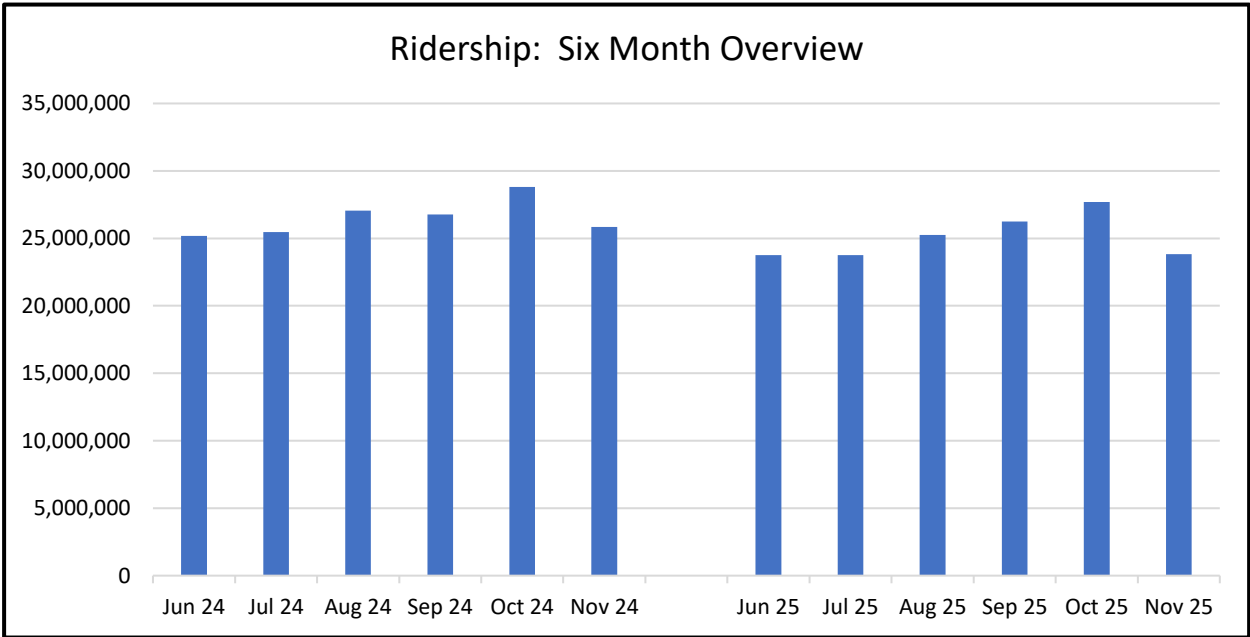
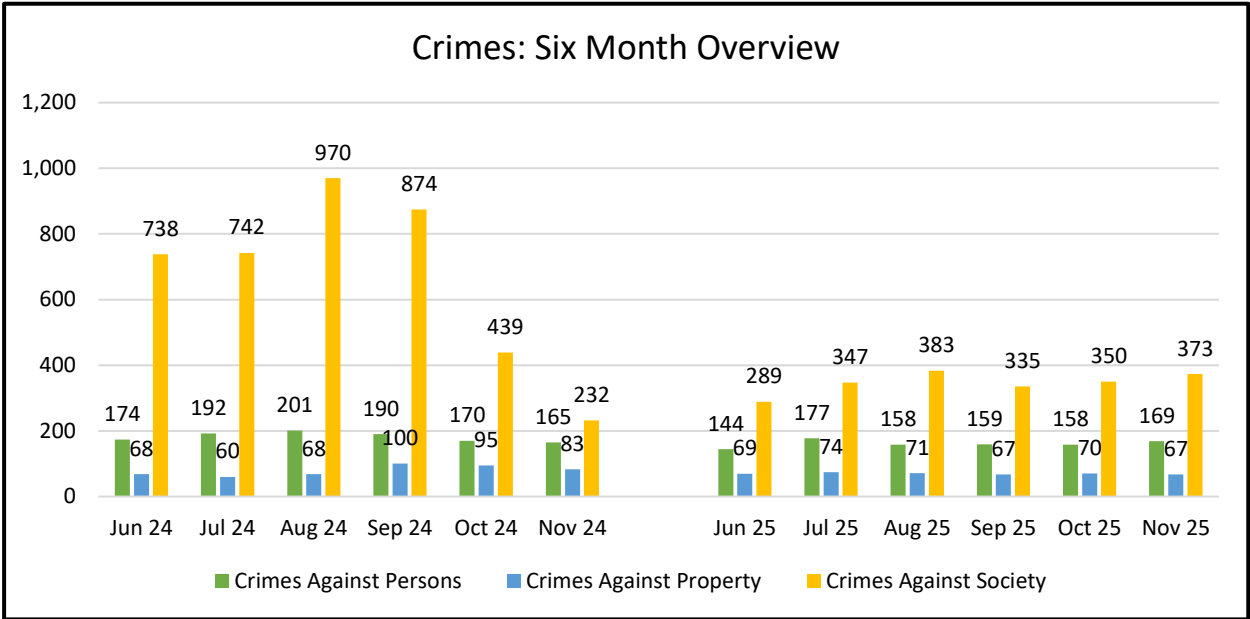
Metro

SYSTEM SECURITY & LAW ENFORCEMENT

MONTHLY, BI-ANNUAL, ANNUAL COMPARISON

NOVEMBER 2025

Attachment H



A LINE (BLUE)

ATTACHMENT H

MONTHLY UPDATE ON TRANSIT POLICING PERFORMANCE - NOVEMBER 2025

REPORTED CRIME				
CRIMES AGAINST PERSONS	LAPD	LASD	MTS	FYTD
Homicide	0	0	0	0
Rape	0	0	0	0
Robbery	3	7	0	34
Aggravated Assault	3	4	0	51
Aggravated Assault on Operator	0	0	0	0
Battery	7	3	1	54
Battery Rail Operator	0	0	0	0
Sex Offenses	0	2	1	10
SUB-TOTAL	13	16	2	149
CRIMES AGAINST PROPERTY	LAPD	LASD	MTS	FYTD
Burglary	0	0	0	1
Larceny	2	5	0	49
Bike Theft	0	0	0	4
Motor Vehicle Theft	0	0	0	4
Arson	0	0	0	2
Vandalism	2	1	0	19
SUB-TOTAL	4	6	0	79
CRIMES AGAINST SOCIETY	LAPD	LASD	MTS	FYTD
Weapons	2	2	0	11
Narcotics	16	5	0	111
Trespassing	71	2	5	426
SUB-TOTAL	89	9	5	548
TOTAL	106	31	7	776

CRIMES PER STATION				
STATION	CRIMES AGAINST PERSONS	CRIMES AGAINST PROPERTY	CRIMES AGAINST SOCIETY	FYTD
Pomona North	0	0	0	0
La Verne/Fairplex	0	0	0	0
San Dimas	0	0	0	2
Glendora	0	0	0	5
APU/Citrus College	1	0	0	7
Azusa Downtown	0	0	0	3
Irwindale	1	0	0	5
Duarte/City of Hope	1	0	0	7
Monrovia	0	1	0	3
Arcadia	2	0	0	5
Sierra Madre Villa	0	0	0	5
Allen	0	0	0	3
Lake	0	0	0	5
Memorial Park	1	0	0	5
Del Mar	0	0	0	3
Fillmore	0	0	3	9
South Pasadena	0	1	0	6
Highland Park	1	0	1	5
Southwest Museum	0	0	3	9
Heritage Square	0	0	0	4
Lincoln/Cypress	1	0	0	8
Chinatown	0	0	34	185
Union Station	1	0	2	6
Little Tokyo/Arts Dist	0	0	2	21
Historic Broadway	2	1	1	12
Grand Av Arts/Bunker Hill	1	1	21	146
7th St/Metro Ctr	0	1	2	11
Pico	3	1	6	51
Grand/LATTC	0	0	15	80
San Pedro St	0	0	0	4
Washington	1	0	0	8
Vernon	1	0	1	7
Slauson	2	1	2	14
Florence	0	1	1	19
Firestone	0	0	1	11
103rd St/Watts Towers	2	0	1	8
Willowbrook/Rosa Parks	2	0	1	17
Compton	4	0	1	13
Artesia	0	0	0	11
Del Amo	2	2	0	11
Wardlow	0	0	1	6
Willow St	1	0	2	11
PCH	0	0	0	1
Anaheim St	0	0	1	4
5th St	0	0	0	0
1st St	0	0	0	0
Downtown Long Beach	1	0	0	14
Pacific Av	0	0	0	0
A Line Rail Yard	0	0	1	6
Total	31	10	103	776

ARRESTS				
AGENCY	LAPD	LASD	MTS	FYTD
Felony	25	6	0	185
Misdemeanor	100	77	0	770
TOTAL	125	83	0	955

CITATIONS				
AGENCY	LAPD	LASD	MTS	FYTD
Misdemeanor Citations	0	0	0	0
Other Citations	87	106	0	730
Vehicle Code Citations	12	1	0	54
TOTAL	99	107	0	784

CALLS FOR SERVICE				
AGENCY	LAPD	LASD	MTS	FYTD
Routine	0	120	0	617
Priority	0	94	0	539
Emergency	0	6	0	47
TOTAL	0	220	0	1,203

DISPATCHED VS. PROACTIVE			
AGENCY	LAPD	LASD	MTS
Dispatched	27%	4%	0%
Proactive	73%	96%	0%
TOTAL	100%	100%	0%

PERCENTAGE OF TIME SPENT ON THE RAIL SYSTEM	
A Line - LAPD	83%
A Line - LASD	87%
A Line - MTS	0%

GRADE CROSSING OPERATIONS				
LOCATION	LAPD	LASD	MTS	FYTD
Pomona North	0	16	0	62
La Verne/Fairplex	0	5	0	15
San Dimas	0	2	0	25
Glendora	0	16	0	43
Azusa	0	25	0	115
Irwindale	0	15	0	108
Duarte Station	0	6	0	61
Monrovia	0	11	0	46
Magnolia Ave	0	0	0	0
Arcadia Station	0	10	0	57
Pasadena	0	10	0	117
South Pasadena	0	1	0	15
Marmion Way	0	0	0	0
Flower St	0	0	0	0
Washington St	28	0	0	90
Slauson	0	2	0	5
Florence	0	3	0	16
Firestone	0	7	0	26
103rd St	0	0	0	7
Willowbrook	0	19	0	104
Compton	0	4	0	14
Artesia	0	5	0	27
Del Amo	0	8	0	25
Wardlow Rd	0	0	0	0
Long Beach Blvd	0	0	0	0
Pacific Av	0	0	0	0
TOTAL	28	165	0	833

LEGEND
Los Angeles Police Department
Los Angeles County Sheriff's Department
Metro Transit Security

B LINE (RED)

ATTACHMENT H

MONTHLY UPDATE ON TRANSIT POLICING PERFORMANCE - NOVEMBER 2025

REPORTED CRIME		
CRIMES AGAINST PERSONS	LAPD	FYTD
Homicide	0	0
Rape	0	0
Robbery	2	8
Aggravated Assault	3	20
Aggravated Assault on Operator	0	0
Battery	12	68
Battery Rail Operator	0	0
Sex Offenses	1	8
SUB-TOTAL	18	104
CRIMES AGAINST PROPERTY	LAPD	FYTD
Burglary	0	0
Larceny	4	24
Bike Theft	0	0
Motor Vehicle Theft	0	3
Arson	0	0
Vandalism	3	9
SUB-TOTAL	7	36
CRIMES AGAINST SOCIETY	LAPD	FYTD
Weapons	1	17
Narcotics	42	244
Trespassing	151	528
SUB-TOTAL	194	789
TOTAL	219	929

ARRESTS		
AGENCY	LAPD	FYTD
Felony	32	183
Misdemeanor	221	972
TOTAL	253	1,155

CITATIONS		
AGENCY	LAPD	FYTD
Other Citations	243	998
Vehicle Code Citations	18	73
TOTAL	261	1,071

CALLS FOR SERVICE		
AGENCY	LAPD	FYTD
Routine	0	0
Priority	0	0
Emergency	0	0
TOTAL	0	0

DISPATCHED VS. PROACTIVE	
AGENCY	LAPD
Dispatched	38%
Proactive	62%
TOTAL	100%

CRIMES PER STATION				
STATION	CRIMES AGAINST PERSONS	CRIMES AGAINST PROPERTY	CRIMES AGAINST SOCIETY	FYTD
Union Station	4	2	5	53
Civic Center/Grand Park	0	0	7	13
Pershing Square	1	1	22	55
7th St/Metro Ctr	5	1	62	164
Westlake/MacArthur Park	2	0	27	184
Wilshire/Vermont	0	1	1	29
Wilshire/Normandie	0	0	0	1
Vermont/Beverly	0	1	2	35
Wilshire/Western	0	0	1	4
Vermont/Santa Monica	0	0	2	20
Vermont/Sunset	0	0	4	22
Hollywood/Western	1	0	25	112
Hollywood/Vine	1	0	8	60
Hollywood/Highland	0	0	12	24
Universal City/Studio City	1	0	5	20
North Hollywood	3	1	11	133
B Line Rail Yard	0	0	0	0
Total	18	7	194	929

PERCENTAGE OF TIME SPENT ON THE RAIL SYSTEM	
B Line - LAPD	83%

LEGEND
Los Angeles Police Department

C LINE (GREEN)

ATTACHMENT H

MONTHLY UPDATE ON TRANSIT POLICING PERFORMANCE - NOVEMBER 2025

REPORTED CRIME			
CRIMES AGAINST PERSONS	LAPD	LASD	FYTD
Homicide	0	0	0
Rape	1	0	1
Robbery	1	3	19
Aggravated Assault	0	1	8
Aggravated Assault on Operator	0	0	0
Battery	0	1	19
Battery Rail Operator	0	0	0
Sex Offenses	0	0	1
SUB-TOTAL	2	5	48
CRIMES AGAINST PROPERTY	LAPD	LASD	FYTD
Burglary	0	0	0
Larceny	1	1	19
Bike Theft	0	0	0
Motor Vehicle Theft	1	0	5
Arson	0	0	0
Vandalism	0	0	5
SUB-TOTAL	2	1	29
CRIMES AGAINST SOCIETY	LAPD	LASD	FYTD
Weapons	0	0	1
Narcotics	0	3	13
Trespassing	3	0	25
SUB-TOTAL	3	3	39
TOTAL	7	9	116

CRIMES PER STATION				
STATION	CRIMES AGAINST PERSONS	CRIMES AGAINST PROPERTY	CRIMES AGAINST SOCIETY	FYTD
LAX/Metro Transit Center	0	0	3	33
Aviation/Century	0	0	0	2
Aviation/Imperial	0	1	0	5
Hawthorne/Lennox	0	0	1	1
Crenshaw	2	1	2	7
Vermont/Athens	0	0	0	7
Harbor Fwy	2	0	0	6
Avalon	0	1	0	10
Willowbrook/Rosa Parks	2	0	0	22
Lynwood	1	0	0	8
Lakewood Bl	0	0	0	3
Norwalk	0	0	0	12
Total	7	3	6	116

ARRESTS			
AGENCY	LAPD	LASD	FYTD
Felony	0	0	18
Misdemeanor	5	15	95
TOTAL	5	15	113

CITATIONS			
AGENCY	LAPD	LASD	FYTD
Other Citations	0	20	84
Vehicle Code Citations	0	0	2
TOTAL	0	20	86

CALLS FOR SERVICE			
AGENCY	LAPD	LASD	FYTD
Routine	0	59	317
Priority	0	30	177
Emergency	0	2	16
TOTAL	0	91	510

DISPATCHED VS. PROACTIVE		
AGENCY	LAPD	LASD
Dispatched	39%	6%
Proactive	61%	94%
TOTAL	100%	100%

PERCENTAGE OF TIME SPENT ON THE RAIL SYSTEM	
C Line - LAPD	86%
C Line - LASD	94%

LEGEND	
Los Angeles Police Department	
Los Angeles County Sheriff's Department	

E LINE

ATTACHMENT H

MONTHLY UPDATE ON TRANSIT POLICING PERFORMANCE - NOVEMBER 2025

REPORTED CRIME			
CRIMES AGAINST PERSONS	LAPD	LASD	FYTD
Homicide	0	0	0
Rape	0	0	2
Robbery	6	0	16
Aggravated Assault	1	1	21
Aggravated Assault on Operator	0	0	0
Battery	2	7	38
Battery Rail Operator	0	0	0
Sex Offenses	0	0	2
SUB-TOTAL	9	8	79
CRIMES AGAINST PROPERTY	LAPD	LASD	FYTD
Burglary	0	0	0
Larceny	3	0	29
Bike Theft	0	0	1
Motor Vehicle Theft	0	0	0
Arson	0	0	0
Vandalism	1	0	8
SUB-TOTAL	4	0	38
CRIMES AGAINST SOCIETY	LAPD	LASD	FYTD
Weapons	0	1	4
Narcotics	5	0	39
Trespassing	37	0	165
SUB-TOTAL	42	1	208
TOTAL	55	9	325

ARRESTS			
AGENCY	LAPD	LASD	FYTD
Felony	3	1	47
Misdemeanor	55	3	253
TOTAL	58	4	300

CITATIONS			
AGENCY	LAPD	LASD	FYTD
Other Citations	80	3	329
Vehicle Code Citations	4	0	26
TOTAL	84	3	355

CALLS FOR SERVICE			
AGENCY	LAPD	LASD	FYTD
Routine	0	74	390
Priority	0	20	111
Emergency	0	2	8
TOTAL	0	96	509

DISPATCHED VS. PROACTIVE		
AGENCY	LAPD	LASD
Dispatched	34%	11%
Proactive	66%	89%
TOTAL	100%	100%

CRIMES PER STATION				
STATION	CRIMES AGAINST PERSONS	CRIMES AGAINST PROPERTY	CRIMES AGAINST SOCIETY	FYTD
Atlantic	0	0	0	6
East LA Civic Ctr	0	0	0	1
Maravilla	0	0	0	2
Indiana (both LAPD & LASD)	0	0	1	11
Soto	1	0	2	16
Mariachi Plaza	1	0	0	15
Pico/Aliso	1	0	0	3
Little Tokyo/Arts Dist	0	0	0	0
Historic Broadway	0	0	0	0
Grand Av Arts/Bunker Hill	0	0	0	0
7th St/Metro Ctr	0	0	0	3
Pico	0	0	0	2
LATTC/Ortho Institute	1	0	0	26
Jefferson/USC	0	0	0	9
Expo Park/USC	0	1	0	9
Expo/Vermont	1	0	4	15
Expo/Western	0	1	21	95
Expo/Crenshaw	1	0	5	32
Farmdale	1	0	0	3
Expo/La Brea	1	1	4	18
La Cienega/Jefferson	0	1	4	9
Culver City	2	0	0	4
Palms	1	0	1	3
Westwood/Rancho Park	0	0	0	1
Expo/Sepulveda	0	0	0	7
Expo/Bundy	0	0	0	2
26th St/Bergamot	1	0	0	1
17th St/SMC	0	0	1	5
Downtown Santa Monica	5	0	0	27
E Line Rail Yard	0	0	0	0
Total	17	4	43	325

PERCENTAGE OF TIME SPENT ON THE RAIL SYSTEM	
E Line - LAPD	83%
E Line - LASD	96%

GRADE CROSSING OPERATIONS			
LOCATION	LAPD	LASD	FYTD
East Los Angeles	0	6	6
Figueroa St	0	0	0
Exposition Blvd	85	0	85
Culver City	0	0	0
Santa Monica	0	13	13
TOTAL	85	19	104

LEGEND	
Los Angeles Police Department	
Los Angeles County Sheriff's Department	

G LINE (ORANGE)

ATTACHMENT H

MONTHLY UPDATE ON TRANSIT POLICING PERFORMANCE - NOVEMBER 2025

REPORTED CRIME

CRIMES AGAINST PERSONS	LAPD	FYTD
Homicide	0	0
Rape	0	0
Robbery	1	3
Aggravated Assault	1	9
Aggravated Assault on Operator	0	0
Battery	1	10
Battery Bus Operator	0	0
Sex Offenses	0	1
SUB-TOTAL	3	23
CRIMES AGAINST PROPERTY	LAPD	FYTD
Burglary	0	0
Larceny	2	6
Bike Theft	0	0
Motor Vehicle Theft	0	0
Arson	0	0
Vandalism	1	2
SUB-TOTAL	3	8
CRIMES AGAINST SOCIETY	LAPD	FYTD
Weapons	0	4
Narcotics	1	48
Trespassing	4	24
SUB-TOTAL	5	76
TOTAL	11	107

ARRESTS

AGENCY	LAPD	FYTD
Felony	0	23
Misdemeanor	7	79
TOTAL	7	102

CITATIONS

AGENCY	LAPD	FYTD
Other Citations	4	84
Vehicle Code Citations	44	196
TOTAL	48	280

CALLS FOR SERVICE

AGENCY	LAPD	FYTD
Routine	0	0
Priority	0	0
Emergency	0	0
TOTAL	0	0

DISPATCHED VS. PROACTIVE

AGENCY	LAPD
Dispatched	28%
Proactive	72%
TOTAL	100%

CRIMES PER STATION

STATION	CRIMES AGAINST PERSONS	CRIMES AGAINST PROPERTY	CRIMES AGAINST SOCIETY	FYTD
North Hollywood	0	0	0	16
Laurel Canyon	0	0	0	0
Valley College	0	0	0	3
Woodman	0	0	0	3
Van Nuys	0	0	0	1
Sepulveda	0	0	0	9
Woodley	0	0	0	1
Balboa	0	0	0	2
Reseda	1	0	3	33
Tampa	0	0	0	0
Pierce College	0	0	0	1
De Soto	0	0	0	1
Canoga	0	1	0	13
Sherman Way	0	0	0	3
Roscoe	2	1	1	9
Nordhoff	0	0	0	4
Chatsworth	0	1	1	8
Total	3	3	5	107

PERCENTAGE OF TIME SPENT ON THE BUS SYSTEM

G Line - LAPD	83%
---------------	-----

LEGEND

Los Angeles Police Department

J LINE (SILVER)

ATTACHMENT H

MONTHLY UPDATE ON TRANSIT POLICING PERFORMANCE - NOVEMBER 2025

REPORTED CRIME			
CRIMES AGAINST PERSONS	LAPD	LASD	FYTD
Homicide	0	0	0
Rape	0	0	0
Robbery	0	0	1
Aggravated Assault	0	0	4
Aggravated Assault on Operator	0	0	0
Battery	1	0	5
Battery Bus Operator	0	0	0
Sex Offenses	0	0	1
SUB-TOTAL	1	0	11
CRIMES AGAINST PROPERTY	LAPD	LASD	FYTD
Burglary	0	0	0
Larceny	0	0	0
Bike Theft	0	0	0
Motor Vehicle Theft	0	0	1
Arson	0	0	0
Vandalism	0	0	2
SUB-TOTAL	0	0	3
CRIMES AGAINST SOCIETY	LAPD	LASD	FYTD
Weapons	0	0	0
Narcotics	0	0	1
Trespassing	0	0	3
SUB-TOTAL	0	0	4
TOTAL	1	0	18

ARRESTS			
AGENCY	LAPD	LASD	FYTD
Felony	1	0	8
Misdemeanor	1	0	13
TOTAL	2	0	21

CITATIONS			
AGENCY	LAPD	LASD	FYTD
Other Citations	0	0	7
Vehicle Code Citations	0	0	5
TOTAL	0	0	12

CALLS FOR SERVICE			
AGENCY	LAPD	LASD	FYTD
Routine	0	10	44
Priority	0	2	11
Emergency	0	0	1
TOTAL	0	12	56

DISPATCHED VS. PROACTIVE		
AGENCY	LAPD	LASD
Dispatched	21%	4%
Proactive	79%	96%
TOTAL	100%	100%

CRIMES PER STATION				
STATION	CRIMES AGAINST PERSONS	CRIMES AGAINST PROPERTY	CRIMES AGAINST SOCIETY	FYTD
El Monte	0	0	0	3
Cal State LA	0	0	0	0
LAC/USC Medical Ctr	0	0	0	1
Alameda	0	0	0	0
Downtown	0	0	0	1
37th St/USC	0	0	0	0
Slauson	0	0	0	2
Manchester	0	0	0	3
Harbor Fwy	1	0	0	2
Rosecrans	0	0	0	0
Harbor Gateway Transit Ctr	0	0	0	5
Carson	0	0	0	0
PCH	0	0	0	1
San Pedro/Beacon	0	0	0	0
Total	1	0	0	18

PERCENTAGE OF TIME SPENT ON THE BUS SYSTEM	
J Line - LAPD	83%
J Line - LASD	86%

LEGEND	
Los Angeles Police Department	
Los Angeles County Sheriff's Department	

K LINE

ATTACHMENT H

MONTHLY UPDATE ON TRANSIT POLICING PERFORMANCE - NOVEMBER 2025

REPORTED CRIME			
CRIMES AGAINST PERSONS	LAPD	LASD	FYTD
Homicide	0	0	0
Rape	0	0	0
Robbery	0	0	1
Aggravated Assault	0	0	4
Aggravated Assault on Operator	0	0	0
Battery	0	0	4
Battery Bus Operator	0	0	0
Sex Offenses	0	1	1
SUB-TOTAL	0	1	10
CRIMES AGAINST PROPERTY	LAPD	LASD	FYTD
Burglary	0	0	0
Larceny	0	0	3
Bike Theft	0	0	0
Motor Vehicle Theft	0	0	0
Arson	0	0	0
Vandalism	0	0	1
SUB-TOTAL	0	0	4
CRIMES AGAINST SOCIETY	LAPD	LASD	FYTD
Weapons	0	0	0
Narcotics	0	0	0
Trespassing	4	0	19
SUB-TOTAL	4	0	19
TOTAL	4	1	33

ARRESTS			
AGENCY	LAPD	LASD	FYTD
Felony	0	0	3
Misdemeanor	5	1	35
TOTAL	5	1	38

CITATIONS			
AGENCY	LAPD	LASD	FYTD
Other Citations	3	1	25
Vehicle Code Citations	0	0	1
TOTAL	3	1	26

CALLS FOR SERVICE			
AGENCY	LAPD	LASD	FYTD
Routine	0	67	331
Priority	0	7	42
Emergency	0	0	0
TOTAL	0	74	373

DISPATCHED VS. PROACTIVE		
AGENCY	LAPD	LASD
Dispatched	33%	31%
Proactive	67%	69%
TOTAL	100%	100%

CRIMES PER STATION				
STATION	CRIMES AGAINST PERSONS	CRIMES AGAINST PROPERTY	CRIMES AGAINST SOCIETY	FYTD
Expo / Crenshaw	0	0	1	10
Martin Luther King Jr	0	0	2	10
Leimert Park	0	0	1	4
Hyde Park	0	0	0	1
Fairview Heights	0	0	0	0
Downtown Inglewood	0	0	0	1
Westchester / Veterans	0	0	0	0
LAX/Metro Transit Center	0	0	0	3
Aviation/Century	0	0	0	2
Mariposa	0	0	0	0
El Segundo	0	0	0	0
Douglas	0	0	0	1
Redondo Beach	1	0	0	1
Total	1	0	4	33

PERCENTAGE OF TIME SPENT ON THE RAIL SYSTEM	
K Line - LAPD	86%
K Line - LASD	94%

LEGEND	
Los Angeles Police Department	
Los Angeles County Sheriff's Department	

BUS PATROL

ATTACHMENT H

MONTHLY UPDATE ON TRANSIT POLICING PERFORMANCE - NOVEMBER 2025

REPORTED CRIME			
CRIMES AGAINST PERSONS	LAPD	LASD	FYTD
Homicide	0	0	1
Rape	1	0	4
Robbery	11	2	60
Aggravated Assault	14	4	71
Aggravated Assault on Operator	4	1	12
Battery	24	6	143
Battery Bus Operator	5	4	23
Sex Offenses	1	0	24
SUB-TOTAL	60	17	338
CRIMES AGAINST PROPERTY	LAPD	LASD	FYTD
Burglary	0	0	0
Larceny	9	2	57
Bike Theft	0	0	2
Motor Vehicle Theft	0	0	0
Arson	0	1	2
Vandalism	14	3	51
SUB-TOTAL	23	6	112
CRIMES AGAINST SOCIETY	LAPD	LASD	FYTD
Weapons	0	1	9
Narcotics	3	4	38
Trespassing	1	0	11
SUB-TOTAL	4	5	58
TOTAL	87	28	508

LASD's Crimes per Sector		
Sector		FYTD
Westside	0	14
San Fernando	1	5
San Gabriel Valley	9	34
Gateway Cities	9	38
South Bay	9	49
Total	28	140

LAPD's Crimes per Sector		
Sector		FYTD
Valley Bureau		
Van Nuys	2	9
West Valley	1	7
North Hollywood	3	24
Foothill	1	4
Devonshire	2	9
Mission	1	10
Topanga	2	7
Central Bureau		
Central	8	33
Rampart	10	26
Hollenbeck	0	17
Northeast	5	17
Newton	7	21
West Bureau		
Hollywood	5	17
Wilshire	1	11
West LA	2	8
Pacific	1	10
Olympic	5	5
Southwest Bureau		
Southwest	11	35
Harbor	0	2
77th Street	13	54
Southeast	7	17
Total	87	343

ARRESTS			
AGENCY	LAPD	LASD	FYTD
Felony	1	6	89
Misdemeanor	3	28	137
TOTAL	4	34	226

CITATIONS			
AGENCY	LAPD	LASD	FYTD
Other Citations	21	40	279
Vehicle Code Citations	168	5	686
TOTAL	189	45	965

CALLS FOR SERVICE			
AGENCY	LAPD	LASD	FYTD
Routine	0	139	658
Priority	0	83	434
Emergency	0	3	25
TOTAL	0	225	1,117

DISPATCHED VS. PROACTIVE		
AGENCY	LAPD	LASD
Dispatched	0%	4%
Proactive	0%	96%
TOTAL	0%	100%

PERCENTAGE OF TIME SPENT ON THE BUS SYSTEM	
LAPD BUS	0%
LASD BUS	92%

LEGEND	
Los Angeles Police Department	
Los Angeles County Sheriff's Department	

UNION STATION

ATTACHMENT H

MONTHLY UPDATE ON TRANSIT POLICING PERFORMANCE - NOVEMBER 2025

REPORTED CRIME		
CRIMES AGAINST PERSONS	LAPD	FYTD
Homicide	0	0
Rape	0	1
Robbery	1	1
Aggravated Assault	1	4
Aggravated Assault on Operator	0	0
Battery	4	29
Battery Rail Operator	0	0
Sex Offenses	0	2
SUB-TOTAL	6	37
CRIMES AGAINST PROPERTY	LAPD	FYTD
Burglary	0	0
Larceny	7	24
Bike Theft	0	0
Motor Vehicle Theft	0	1
Arson	0	0
Vandalism	1	7
SUB-TOTAL	8	32
CRIMES AGAINST SOCIETY	LAPD	FYTD
Weapons	0	1
Narcotics	1	2
Trespassing	2	14
SUB-TOTAL	3	17
TOTAL	17	86

ARRESTS		
AGENCY	LAPD	FYTD
Felony	1	7
Misdemeanor	6	31
TOTAL	7	38

CITATIONS		
AGENCY	LAPD	FYTD
Other Citations	8	35
Vehicle Code Citations	0	0
TOTAL	8	35

CALLS FOR SERVICE		
AGENCY	LAPD	FYTD
Routine	0	0
Priority	0	0
Emergency	0	0
TOTAL	0	0

DISPATCHED VS. PROACTIVE	
AGENCY	LAPD
Dispatched	29%
Proactive	71%
TOTAL	100%

PERCENTAGE OF TIME SPENT ON THE SYSTEM	
Union Station	87%

LEGEND	
Los Angeles Police Department	

7TH & METRO STATION

ATTACHMENT H

MONTHLY UPDATE ON TRANSIT POLICING PERFORMANCE - NOVEMBER 2025

REPORTED CRIME		
CRIMES AGAINST PERSONS	LAPD	FYTD
Homicide	0	0
Rape	0	0
Robbery	0	0
Aggravated Assault	0	0
Aggravated Assault on Operator	0	0
Battery	2	3
Battery Rail Operator	0	0
Sex Offenses	0	0
SUB-TOTAL	2	3
CRIMES AGAINST PROPERTY	LAPD	FYTD
Burglary	0	0
Larceny	1	1
Bike Theft	0	0
Motor Vehicle Theft	0	0
Arson	0	0
Vandalism	1	1
SUB-TOTAL	2	2
CRIMES AGAINST SOCIETY	LAPD	FYTD
Weapons	0	0
Narcotics	1	1
Trespassing	0	0
SUB-TOTAL	1	1
TOTAL	5	6

ARRESTS		
AGENCY	LAPD	FYTD
Felony	0	0
Misdemeanor	3	4
TOTAL	3	4

CITATIONS		
AGENCY	LAPD	FYTD
Other Citations	0	37
Vehicle Code Citations	0	0
TOTAL	0	37

CALLS FOR SERVICE		
AGENCY	LAPD	FYTD
Routine	0	0
Priority	0	0
Emergency	0	0
TOTAL	0	0

DISPATCHED VS. PROACTIVE	
AGENCY	LAPD
Dispatched	35%
Proactive	65%
TOTAL	100%

PERCENTAGE OF TIME SPENT ON THE SYSTEM	
7th & Metro Station	86%

LEGEND	
Los Angeles Police Department	

LAX/METRO TRANSIT CENTER

ATTACHMENT H

MONTHLY UPDATE ON TRANSIT POLICING PERFORMANCE - NOVEMBER 2025

REPORTED CRIME			
CRIMES AGAINST PERSONS	LAPD	MTS	FYTD
Homicide	0	0	0
Rape	0	0	0
Robbery	0	0	0
Aggravated Assault	1	0	3
Aggravated Assault on Operator	0	0	0
Battery	3	2	8
Battery Rail Operator	0	0	0
Sex Offenses	0	0	4
SUB-TOTAL	4	2	15
CRIMES AGAINST PROPERTY	LAPD	MTS	FYTD
Burglary	0	0	0
Larceny	0	0	1
Bike Theft	0	0	0
Motor Vehicle Theft	0	0	1
Arson	0	0	0
Vandalism	0	1	4
SUB-TOTAL	0	1	6
CRIMES AGAINST SOCIETY	LAPD	MTS	FYTD
Weapons	0	2	2
Narcotics	0	0	0
Trespassing	0	3	19
SUB-TOTAL	0	5	21
TOTAL	4	8	42

ARRESTS			
AGENCY	LAPD	MTS	FYTD
Felony	0	0	0
Misdemeanor	0	0	0
TOTAL	0	0	0

CITATIONS			
AGENCY	LAPD	MTS	FYTD
Other Citations	0	0	2
Vehicle Code Citations	0	0	0
TOTAL	0	0	2

CALLS FOR SERVICE			
AGENCY	LAPD	MTS	FYTD
Routine	0	0	0
Priority	0	0	0
Emergency	0	0	0
TOTAL	0	0	0

DISPATCHED VS. PROACTIVE		
AGENCY	LAPD	MTS
Dispatched	0	0%
Proactive	0	0%
TOTAL	0%	0%

PERCENTAGE OF TIME SPENT ON THE SYSTEM	
LAX/MTC - LAPD	N/C
LAX/MTC - MTS	N/C

LEGEND	
Los Angeles Police Department	
Metro Transit Security	



SYSTEM SECURITY & LAW ENFORCEMENT

Attachment H

Sexual Crimes / Harassment Calls for Service November 2025

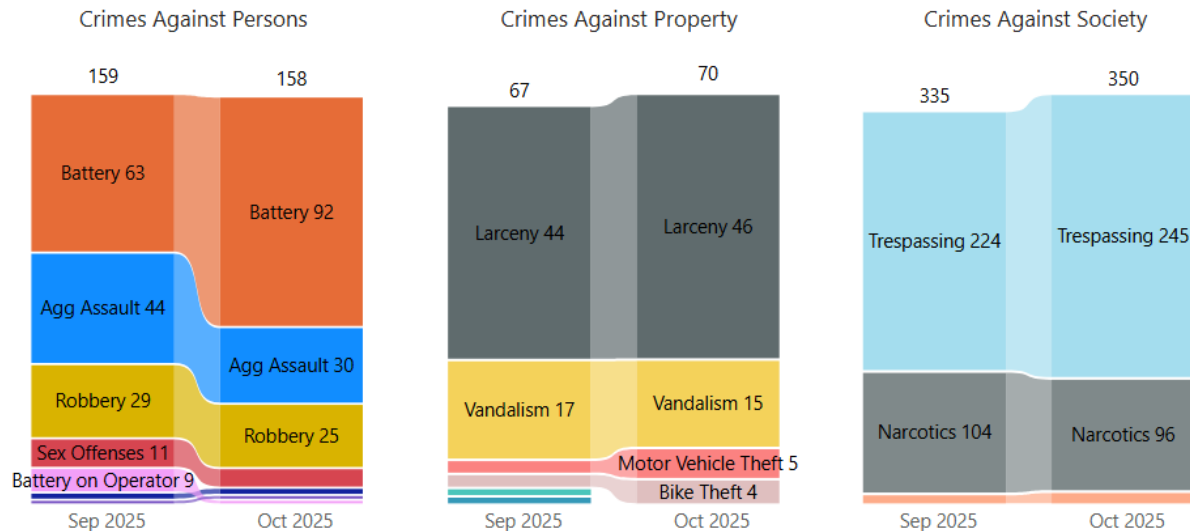
Calls related to sexual crimes/harassment are routed through System Security & Law Enforcement Operations Center, which then transfers the caller to a free 24/7 hotline — Center for the Pacific Asian Family Inc., and Sister Family Services — that can provide more directed counseling. Between November 1 and November 30, Metro Transit Security, LAPD and LASD received seven (7) incidents and referred all victims of sexual crimes/harassment to the above free hotlines.

Incident Type & Totals						
	Nov 25	Oct 25	% Change	Nov 25	Nov 24	% Change
Sexual Harassment	0	0	0.0%	0	0	0.0%
Sexual Battery	2	3	-33.3%	2	3	-33.3%
Lewd Conduct	0	1	-100.0%	0	0	0.0%
Indecent Exposure	3	3	0.0%	3	1	200.0%
Rape	2	0	200.0%	2	0	200.0%
TOTAL	7	7	0.0%	7	4	75.0%

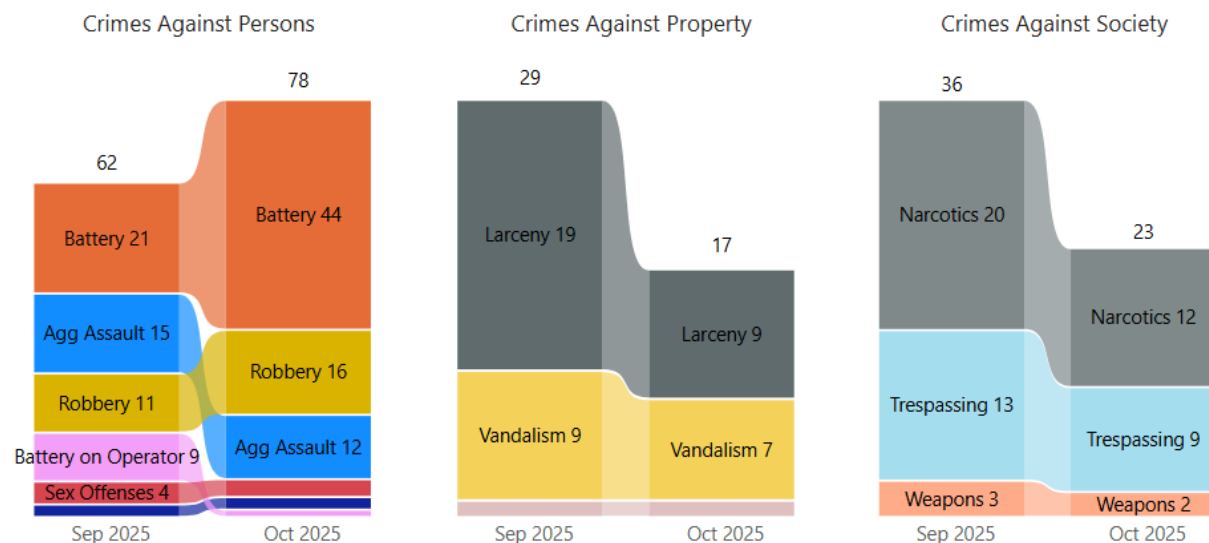
Counseling Information Provided	
	Nov 25
Yes	7
No - If no, why?	0
Gone On Arrival	0
Did Not Have Info	0
Telephonic Report	0
Not Offered	0
Refused	0
Officer Witnessed Incident	0
TOTAL	7

October 2025

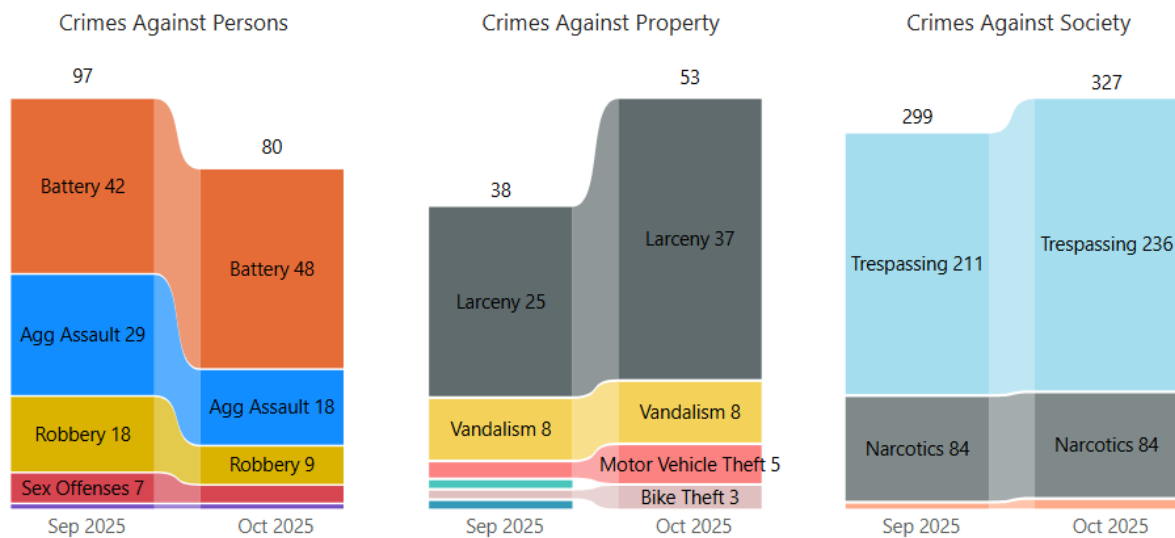
Systemwide



Bus



Rail



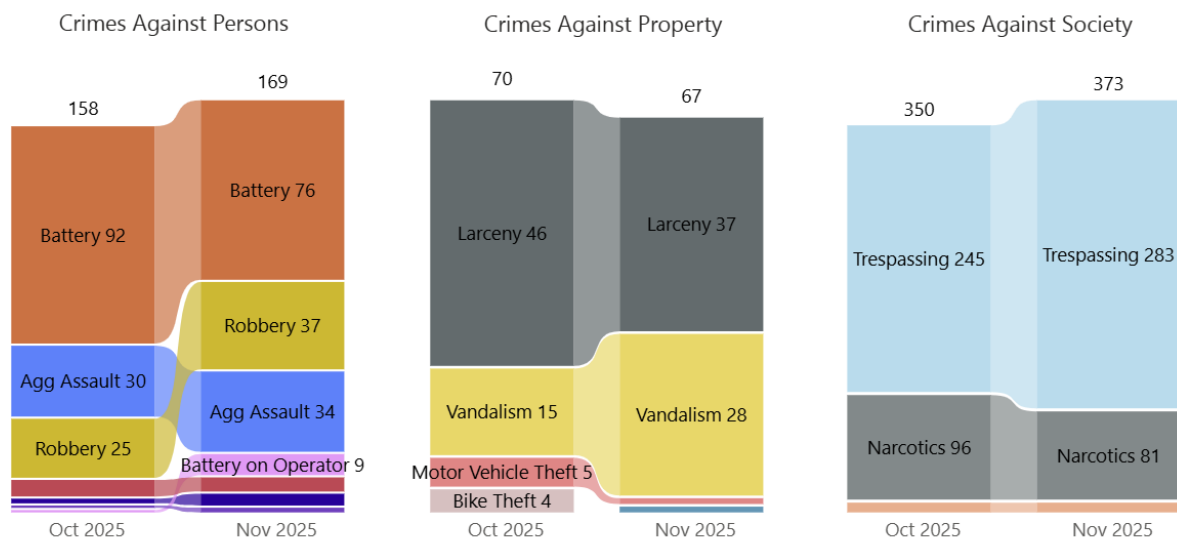
Crimes Against Persons ● Agg Assault ● Agg Assault on Op ● Battery ● Battery on Operator ● Homicide ● Rape ● Robbery ● Sex Offenses

Crimes Against Property ● Arson ● Bike Theft ● Burglary ● Larceny ● Motor Vehicle Theft ● Vandalism

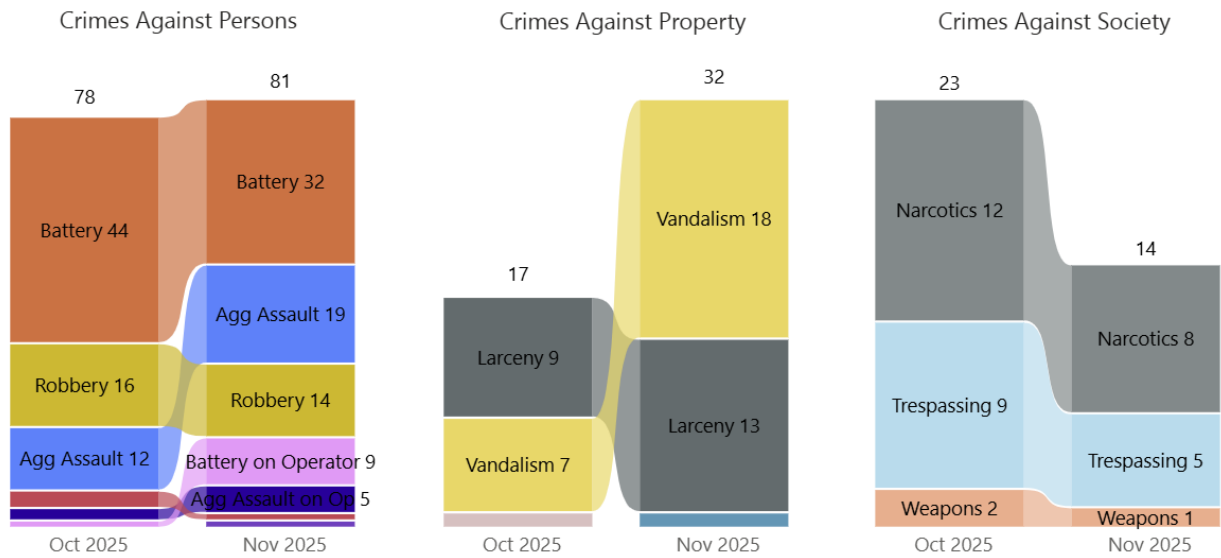
Crimes Against Society ● Narcotics ● Trespassing ● Weapons

November 2025

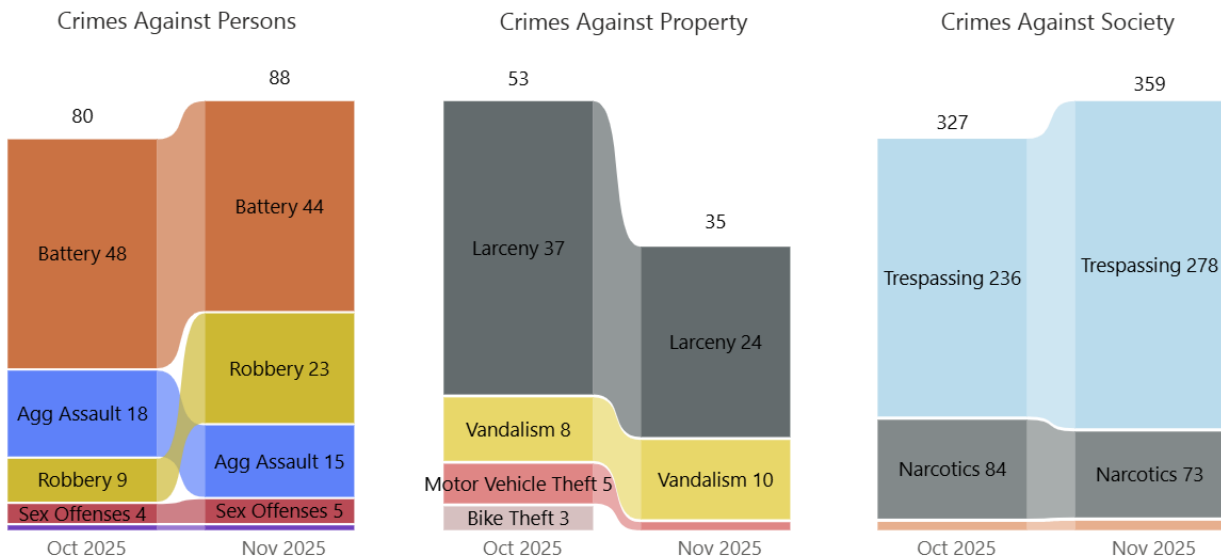
Systemwide



Bus



Rail



Crimes Against Persons ● Agg Assault ● Agg Assault on Op ● Battery ● Battery on Operator ● Homicide ● Rape ● Robbery ● Sex Offenses

Crimes Against Property ● Arson ● Bike Theft ● Burglary ● Larceny ● Motor Vehicle Theft ● Vandalism

Crimes Against Society ● Narcotics ● Trespassing ● Weapons