

Crenshaw/LAX Transit Corridor Project

PLA Targeted Worker Attainment: Prime: Walsh/Shea

Report Data Through May 16, 2015

No. of Work Hours*	Targeted Economically Disadvantaged Worker Utilization (%) Goal: 40%	Apprentice Utilization (%) Goal: 20%	Disadvantaged Worker Utilization (%) Goal: 10%
664,567.20	59.02%	18.07% <small>Based on Total Apprenticeable Work Hours</small>	10.84%

Percentage Project Complete Based on Worker Hours: 22.15% (rounded)

Executive Order 11246 Demographic Summary

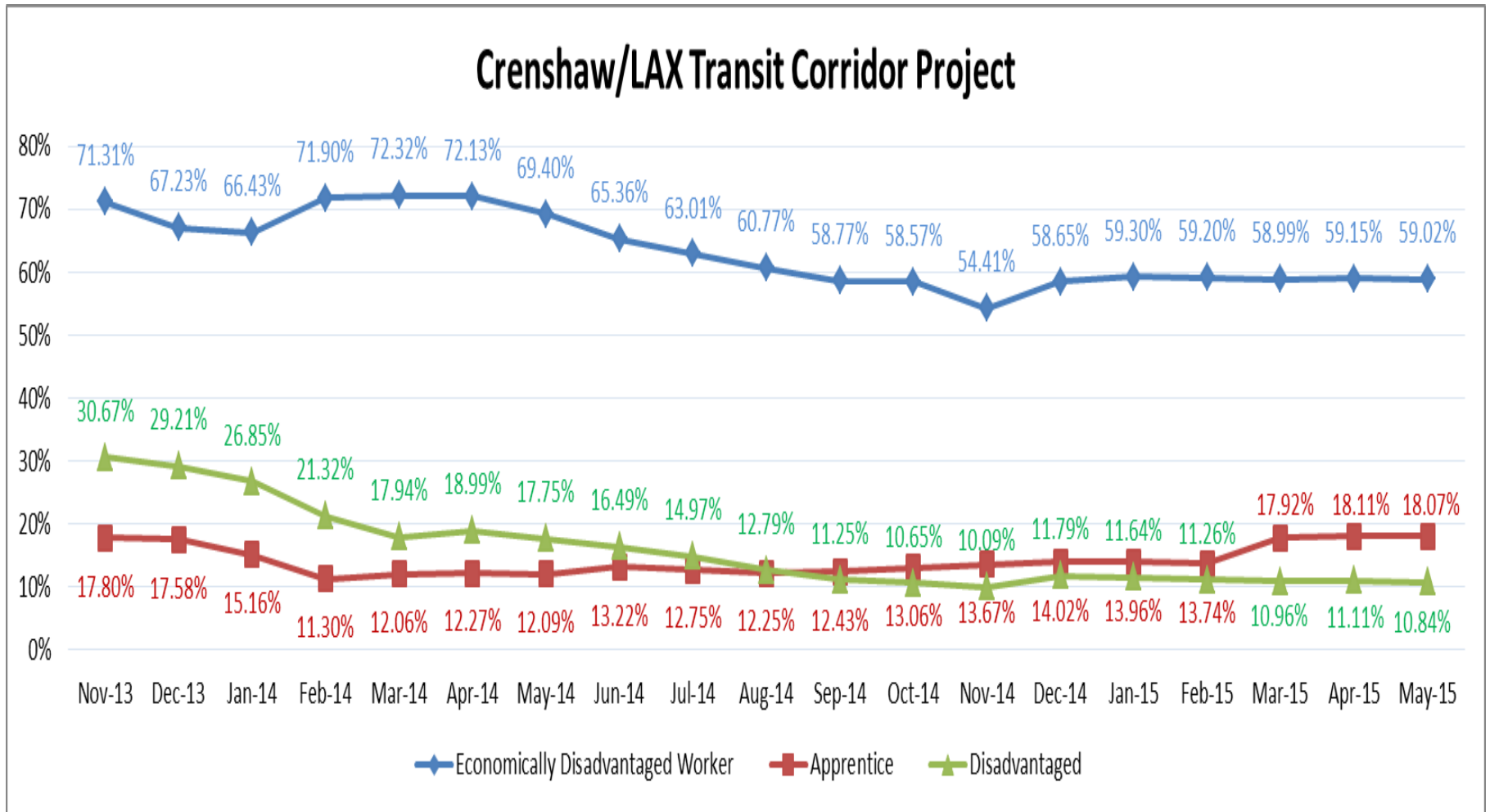
No. of Work Hours*	African American Utilization	Asian/Pacific Islander Utilization	Caucasian Utilization	Hispanic Utilization	Native American Utilization	Other/Declined to state	Minority Utilization Goal: 28.3% (rounded)	Female Utilization Goal: 6.9%
664,567.20	17.05%	0.98%	22.67%	54.60%	1.24%	3.45%	73.87%	2.64%



*Cumulative Hours Through End of Noted Reporting Period – as Reported by Prime Contractor. Data subject to change to reflect updates or audits.

Crenshaw/LAX Transit Corridor Project

PLA Targeted Worker Attainment: Prime: Walsh/Shea



*As Reported by Walsh/Shea. Data subject to change to reflect updates or audits.

Data reflects a 19 month period

Regional Connector Transit Corridor Project

PLA Targeted Worker Attainment:

Prime: Regional Connector Constructors, Joint Venture

Report Data Through May 25, 2015

No. of Work Hours*	Targeted Economically Disadvantaged Worker Utilization (%) Goal: 40%	Apprentice Utilization (%) Goal: 20%	Disadvantaged Worker Utilization (%) Goal: 10%
15,323.25	61.99%	16.30% <small>Based on Total Apprenticeable Work Hours</small>	11.42%

Percentage Project Complete Based on Worker Hours: 0.47% (rounded)

Executive Order 11246 Demographic Summary

No. of Work Hours*	African American Utilization	Asian/Pacific Islander Utilization	Caucasian Utilization	Hispanic Utilization	Native American Utilization	Other/Declined to state	Minority Utilization Goal: 28.3% (rounded)	Female Utilization Goal: 6.9%
15,323.25	10.88%	2.04%	27.78%	53.64%	0.00%	5.65%	66.56%	4.29%

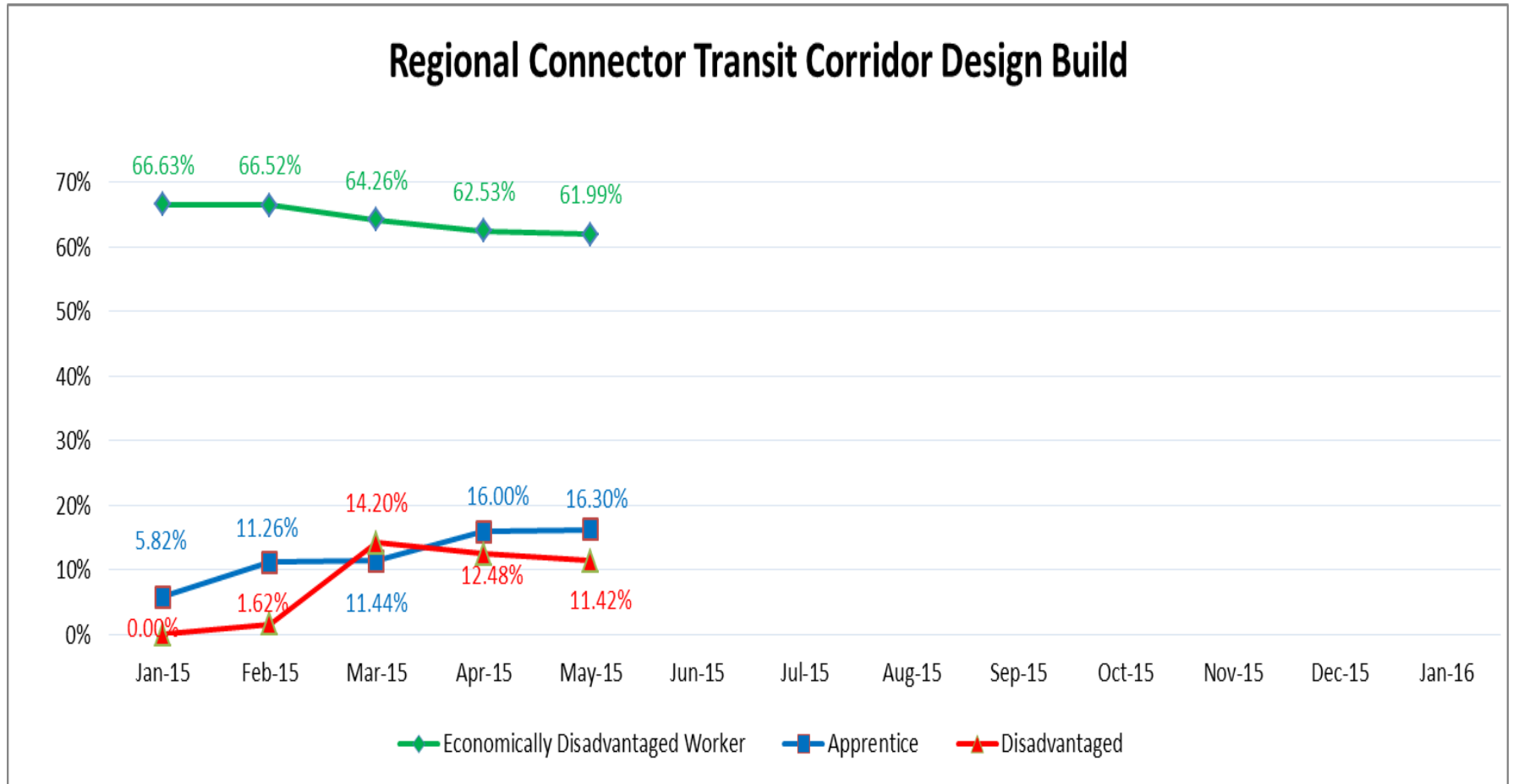


*Cumulative Hours Through End of Noted Reporting Period – as Reported by Prime Contractor. Data subject to change to reflect updates or audits.

Regional Connector Transit Corridor Project

PLA Targeted Worker Attainment:

Prime: Regional Connector Constructors, Joint Venture



*As Reported by RCC, JV. Data subject to change to reflect updates or audits.

Data reflects a 5 month period

Regional Connector Advanced Utility Relocations

PLA Targeted Worker Attainment: Prime: Pulice Construction

FINAL

No. of Work Hours*	Targeted Economically Disadvantaged Worker Utilization (%) Goal: 40%	Apprentice Utilization (%) Goal: 20%	Disadvantaged Worker Utilization (%) Goal: 10%
58,903.00	51.61%	21.37% <small>Contractor Reported Based on Total Work Hours</small>	22.83%

Percentage Project Complete Based on Worker Hours: 100% (rounded)

Executive Order 11246 Demographic Summary

No. of Work Hours*	African American Utilization	Asian/Pacific Islander Utilization	Caucasian Utilization	Hispanic Utilization	Native American Utilization	Other/Declined to state	Minority Utilization Goal: 28.3% (rounded)	Female Utilization Goal: 6.9%
58,903.00	1.36%	0.41%	17.43%	80.30%	0.00%	0.50%	82.07%	2.57%

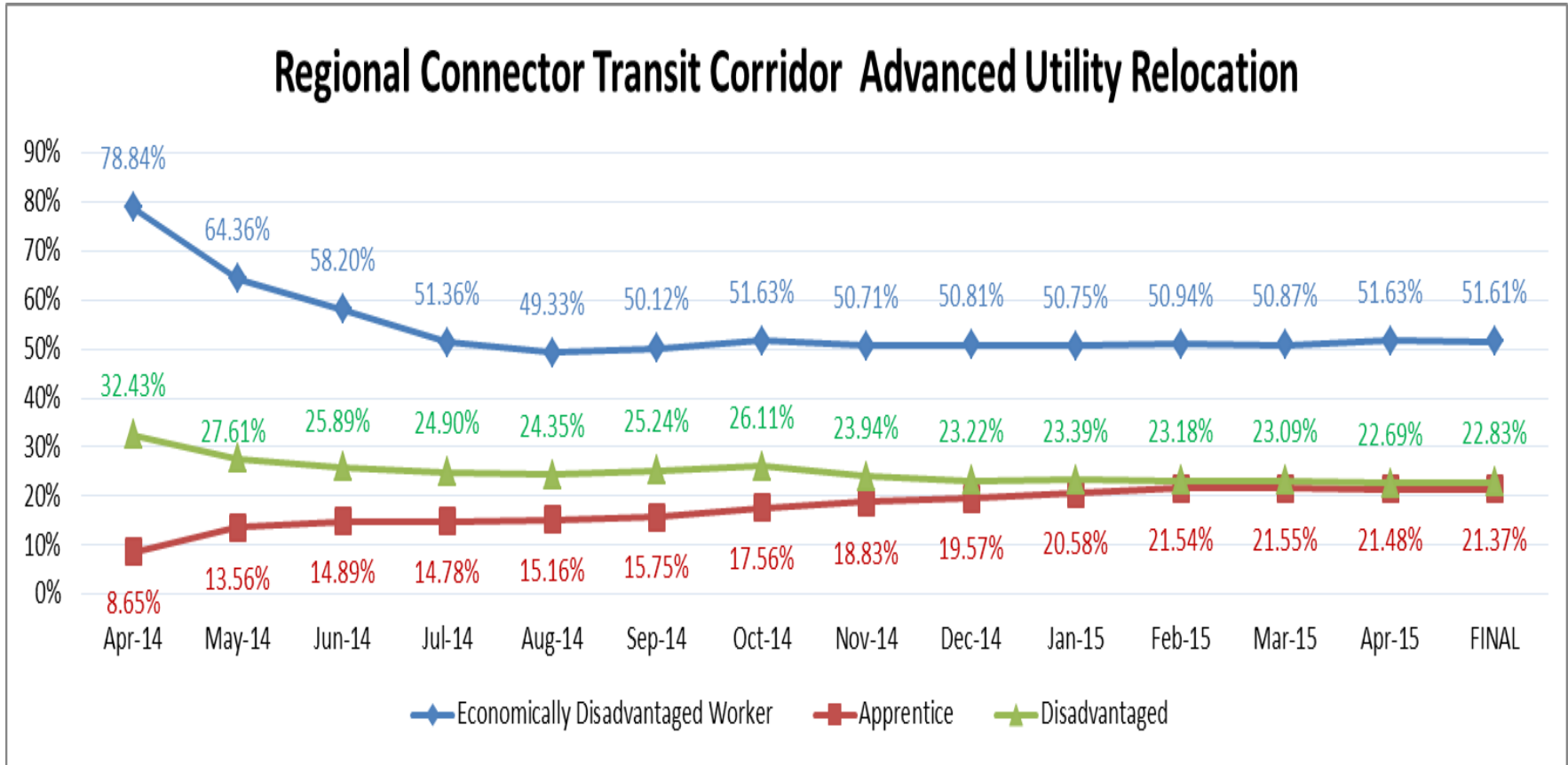


*Cumulative Hours Through End of Noted Reporting Period – as Reported by Prime Contractor. Data subject to change to reflect updates or audits.

Regional Connector Advanced Utility Relocations

PLA Targeted Worker Attainment: Prime: Pulice Construction

FINAL



*As Reported by Pulice Contractor. Data subject to change to reflect updates or audits.

Data reflects a 13 month period

Crenshaw/LAX Advanced Utility Relocations

PLA Targeted Worker Attainment: Prime: Metrobuilders

(FINAL)

No. of Work Hours*	Targeted Economically Disadvantaged Worker Utilization (%) Goal: 40%	Apprentice Utilization (%) Goal: 20%	Disadvantaged Worker Utilization (%) Goal: 10%
61,708.26	61.41%	13.84% Based on Total Apprenticeable Hours	21.08%

Percentage Project Complete Based on Worker Hours: 100%

Executive Order 11246 Demographic Summary

No. of Work Hours*	African American Utilization	Asian/Pacific Islander Utilization	Caucasian Utilization	Hispanic Utilization	Native American Utilization	Other/Declined to state	Minority Utilization Goal: 28.3% (rounded)	Female Utilization Goal: 6.9%
61,708.26	11.66%	0.01%	22.02%	66.29%	0.01%	0.00%	77.97%	0.52%

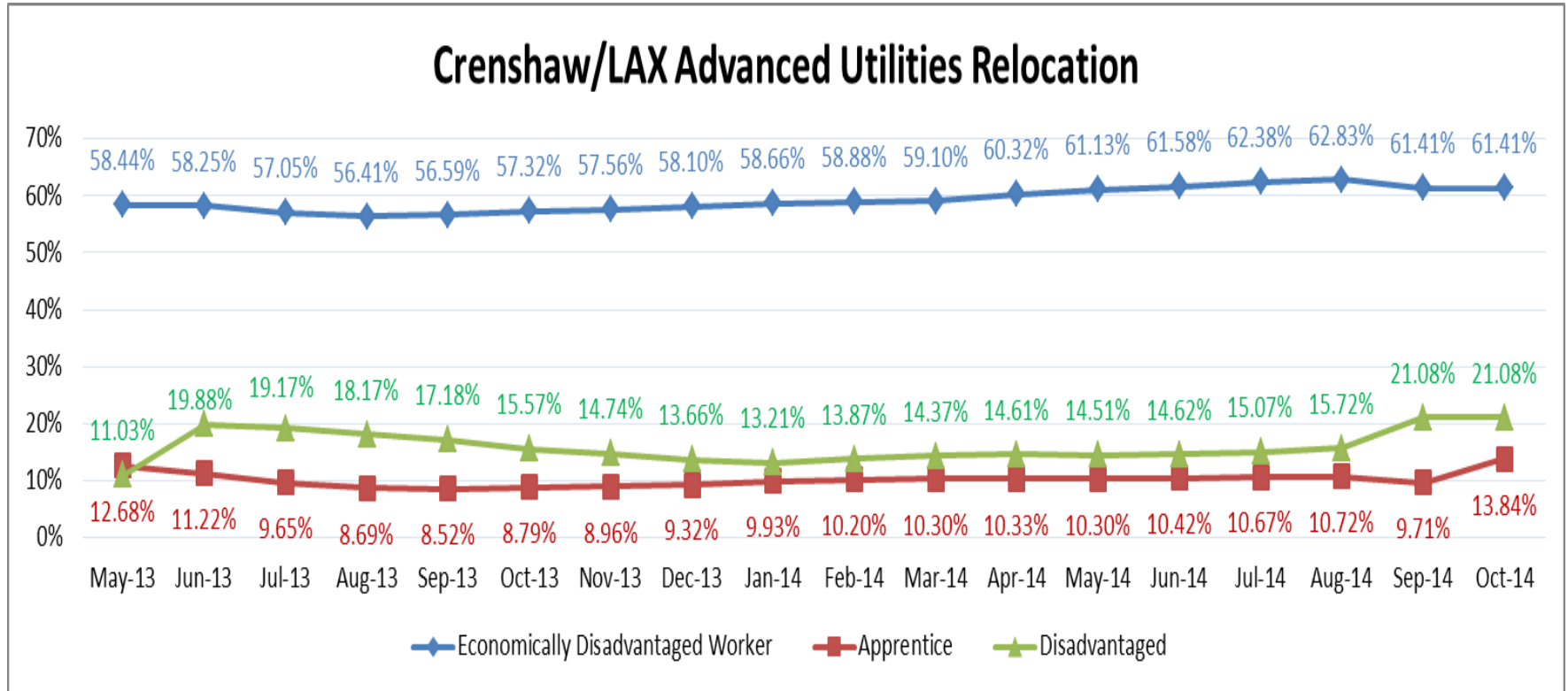


*Cumulative Hours Through End of Noted Reporting Period – as Reported by Prime Contractor. Data subject to change to reflect updates or audits.

Crenshaw/LAX Transit Corridor Project

PLA Targeted Worker Attainment: Prime: Metrobuilders

(FINAL)



*As Reported by Metrobuilders. Data subject to change to reflect updates or audits.

Data reflects a 18 months period.