



SYSTEM SECURITY & LAW ENFORCEMENT

Attachment I

Total Crime Summary - May 2025

Total Crimes 5-Year Trend Year-to-Date - Systemwide

	2021	2022	2023	2024	2025
Crimes Against Persons					
Agg Assault	131	186	199	180	165
Agg Assault on Op	7	14	11	16	8
Battery	279	389	429	388	381
Battery on Operator	26	52	51	45	24
Homicide	1	1	2	3	0
Rape	5	7	7	7	2
Robbery	81	140	172	133	129
Sex Offenses	39	45	56	45	54
Subtotal	569	834	927	817	763
Crimes Against Property					
Arson	6	3	0	1	3
Bike Theft	15	21	11	3	3
Burglary	5	7	9	5	5
Larceny	135	238	199	211	225
Motor Vehicle Theft	5	9	18	13	24
Vandalism	114	151	79	54	98
Subtotal	280	429	316	287	358
Crimes Against Society					
Narcotics	83	38	231	371	530
Trespassing	34	44	617	1,313	904
Weapons	23	12	51	76	87
Subtotal	140	94	899	1,760	1,521
Total	989	1,357	2,142	2,864	2,642

Total Crimes 5-Year Trend Year-to-End - Rail

	2021	2022	2023	2024	2025
Crimes Against Persons					
Agg Assault	88	133	150	118	101
Agg Assault on Op	2	0	1	0	0
Battery	186	268	297	254	225
Battery on Operator	1	4	5	0	0
Homicide	1	0	2	1	0
Rape	5	6	7	5	0
Robbery	61	113	123	86	77
Sex Offenses	24	34	33	25	28
Subtotal	368	558	618	489	431
Crimes Against Property					
Arson	6	3	0	1	3
Bike Theft	7	12	5	2	3
Burglary	5	5	9	5	5
Larceny	102	162	144	143	154
Motor Vehicle Theft	3	4	16	6	20
Vandalism	66	108	39	28	45
Subtotal	189	294	213	185	230
Crimes Against Society					
Narcotics	30	16	175	337	454
Trespassing	30	39	609	1,298	888
Weapons	11	9	41	67	76
Subtotal	71	64	825	1,702	1,418
Total	628	916	1,656	2,376	2,079

Total Crimes 5-Year Trend Year-to-Date - Bus

	2021	2022	2023	2024	2025
Crimes Against Persons					
Agg Assault	43	53	49	62	64
Agg Assault on Op	5	14	10	16	8
Battery	93	121	132	134	156
Battery on Operator	25	48	46	45	24
Homicide	0	1	0	2	0
Rape	0	1	0	2	2
Robbery	20	27	49	47	52
Sex Offenses	15	11	23	20	26
Subtotal	201	276	309	328	332
Crimes Against Property					
Arson	0	0	0	0	0
Bike Theft	8	9	6	1	0
Burglary	0	2	0	0	0
Larceny	33	76	55	68	71
Motor Vehicle Theft	2	5	2	7	4
Vandalism	48	43	40	26	53
Subtotal	91	135	103	102	128
Crimes Against Society					
Narcotics	53	22	56	34	76
Trespassing	4	5	8	15	16
Weapons	12	3	10	9	11
Subtotal	69	30	74	58	103
Total	361	441	486	488	563

Total Crimes 5-Year Trend Current Month only - Systemwide

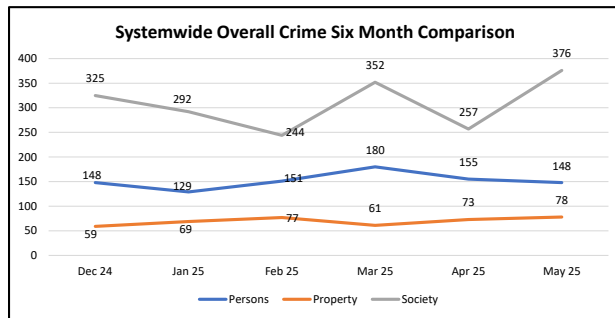
	May-21	May-22	May-23	May-24	May-25
Crimes Against Persons					
Agg Assault	39	33	29	55	25
Agg Assault on Op	1	3	3	3	3
Battery	50	70	81	82	87
Battery on Operator	7	6	5	8	2
Homicide	0	0	0	1	0
Rape	1	2	0	1	0
Robbery	17	30	36	46	20
Sex Offenses	5	14	10	10	11
Subtotal	120	158	164	206	148
Crimes Against Property					
Arson	3	0	0	0	0
Bike Theft	5	3	2	0	1
Burglary	2	0	0	1	1
Larceny	35	42	43	50	52
Motor Vehicle Theft	1	1	2	3	8
Vandalism	23	27	18	19	16
Subtotal	69	73	65	73	78
Crimes Against Society					
Narcotics	19	9	26	95	142
Trespassing	6	7	123	303	220
Weapons	5	3	10	21	14
Subtotal	30	19	159	419	376
Total	219	250	388	698	602

Total Crimes 5-Year Trend Current Month only - Rail

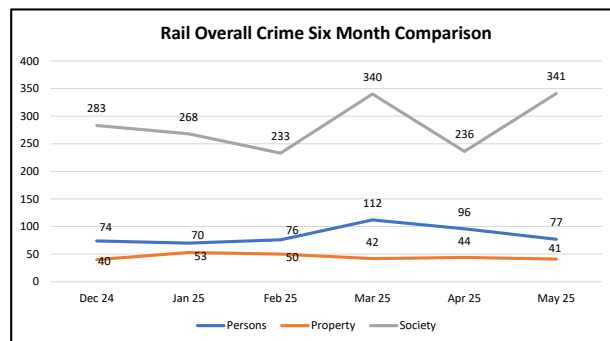
	May-21	May-22	May-23	May-24	May-25
Crimes Against Persons					
Agg Assault	27	17	20	35	15
Agg Assault on Op	0	0	1	0	0
Battery	29	52	53	53	44
Battery on Operator	0	1	0	0	0
Homicide	0	0	0	0	0
Rape	1	1	0	1	0
Robbery	11	20	24	30	11
Sex Offenses	3	12	7	7	7
Subtotal	71	103	105	126	77
Crimes Against Property					
Arson	3	0	0	0	0
Bike Theft	2	2	2	0	1
Burglary	2	0	0	1	1
Larceny	27	24	33	43	28
Motor Vehicle Theft	1	0	2	1	6
Vandalism	15	18	8	9	5
Subtotal	50	44	45	54	41
Crimes Against Society					
Narcotics	7	1	21	88	113
Trespassing	4	7	121	300	214
Weapons	2	1	9	19	14
Subtotal	13	9	151	407	341
Total	134	156	301	587	459

Total Crimes 5-Year Trend Current Month only - Bus

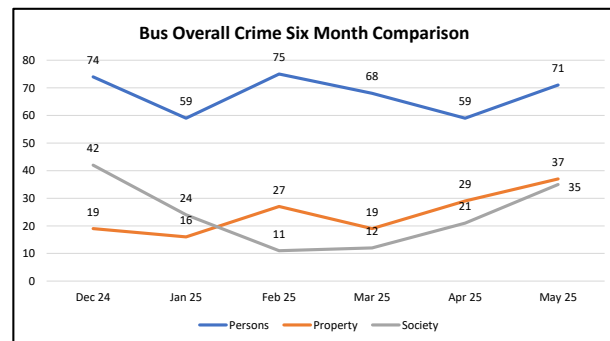
	May-21	May-22	May-23	May-24	May-25
Crimes Against Persons					
Agg Assault	12	16	9	20	10
Agg Assault on Op	1	3	2	3	3
Battery	21	18	28	29	43
Battery on Operator	7	5	5	8	2
Homicide	0	0	0	1	0
Rape	0	1	0	0	0
Robbery	6	10	12	16	9
Sex Offenses	2	2	3	3	4
Subtotal	49	55	59	80	71
Crimes Against Property					
Arson	0	0	0	0	0
Bike Theft	3	1	0	0	0
Burglary	0	0	0	0	0
Larceny	8	18	10	7	24
Motor Vehicle Theft	0	1	0	2	2
Vandalism	8	9	10	10	11
Subtotal	19	29	20	19	37
Crimes Against Society					
Narcotics	12	8	5	7	29
Trespassing	2	0	2	3	6
Weapons	3	2	1	2	0
Subtotal	17	10	8	12	35
Total	85	94	87	111	143



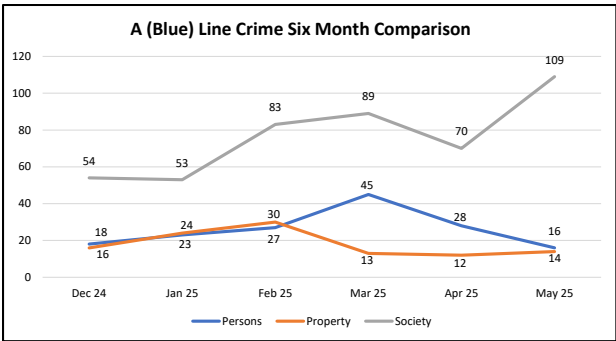
Systemwide	May 25	Apr 25	% Change
Crimes Against Persons			
Agg Assault	25	34	-26.5%
Agg Assault on Op	3	2	50.0%
Battery	87	70	24.3%
Battery on Operator	2	5	-60.0%
Homicide	0	0	0.0%
Rape	0	2	-100.0%
Robbery	20	37	-45.9%
Sex Offenses	11	5	120.0%
Subtotal	148	155	-4.5%
Crimes Against Property			
Arson	0	0	0.0%
Bike Theft	1	1	0.0%
Burglary	1	1	0.0%
Larceny	52	42	23.8%
Motor Vehicle Theft	8	5	60.0%
Vandalism	16	24	-33.3%
Subtotal	78	73	6.8%
Crimes Against Society			
Narcotics	142	91	56.0%
Trespassing	220	153	43.8%
Weapons	14	13	7.7%
Subtotal	376	257	46.3%
Total	602	485	24.1%



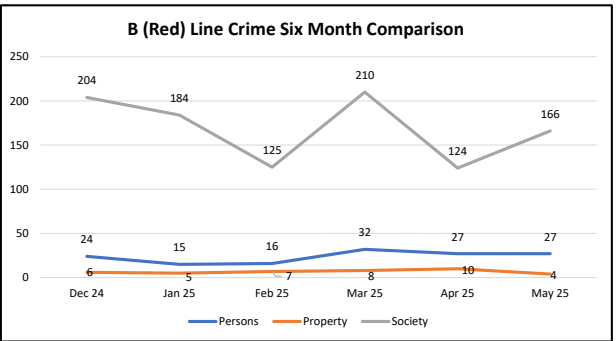
Rail	May 25	Apr 25	% Change
Crimes Against Persons			
Agg Assault	15	25	-40.0%
Agg Assault on Op	0	0	0.0%
Battery	44	40	10.0%
Battery on Operator	0	0	0.0%
Homicide	0	0	0.0%
Rape	0	0	0.0%
Robbery	11	29	-62.1%
Sex Offenses	7	2	250.0%
Subtotal	77	96	-19.8%
Crimes Against Property			
Arson	0	0	0.0%
Bike Theft	1	1	0.0%
Burglary	1	1	0.0%
Larceny	28	29	-3.4%
Motor Vehicle Theft	6	3	100.0%
Vandalism	5	10	-50.0%
Subtotal	41	44	-6.8%
Crimes Against Society			
Narcotics	113	78	44.9%
Trespassing	214	148	44.6%
Weapons	14	10	40.0%
Subtotal	341	236	44.5%
Total	459	376	22.1%



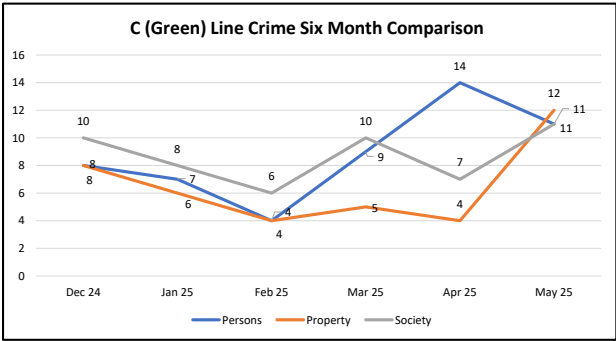
Bus	May 25	Apr 25	% Change
Crimes Against Persons			
Agg Assault	10	9	11.1%
Agg Assault on Op	3	2	50.0%
Battery	43	30	43.3%
Battery on Operator	2	5	-60.0%
Homicide	0	0	0.0%
Rape	0	2	-100.0%
Robbery	9	8	12.5%
Sex Offenses	4	3	33.3%
Subtotal	71	59	20.3%
Crimes Against Property			
Arson	0	0	0.0%
Bike Theft	0	0	0.0%
Burglary	0	0	0.0%
Larceny	24	13	84.6%
Motor Vehicle Theft	2	2	0.0%
Vandalism	11	14	-21.4%
Subtotal	37	29	27.6%
Crimes Against Society			
Narcotics	29	13	123.1%
Trespassing	6	5	20.0%
Weapons	0	3	-100.0%
Subtotal	35	21	66.7%
Total	143	109	31.2%



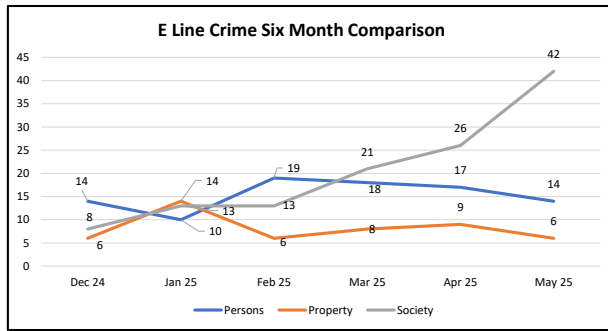
A (Blue) Line	May 25	Apr 25	% Change
Crimes Against Persons			
Agg Assault	2	11	-81.8%
Agg Assault on Op	0	0	0.0%
Battery	9	10	-10.0%
Battery on Operator	0	0	0.0%
Homicide	0	0	0.0%
Rape	0	0	0.0%
Robbery	3	6	-50.0%
Sex Offenses	2	1	100.0%
Subtotal	16	28	-42.9%
Crimes Against Property			
Arson	0	0	0.0%
Bike Theft	0	1	-100.0%
Burglary	1	1	0.0%
Larceny	10	5	100.0%
Motor Vehicle Theft	1	2	-50.0%
Vandalism	2	3	-33.3%
Subtotal	14	12	16.7%
Crimes Against Society			
Narcotics	30	19	57.9%
Trespassing	75	46	63.0%
Weapons	4	5	-20.0%
Subtotal	109	70	55.7%
Total	139	110	26.4%



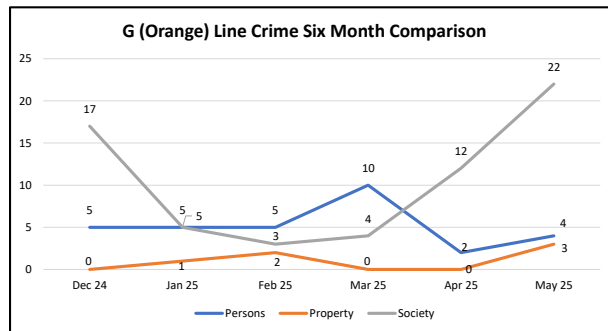
B (Red) Line	May 25	Apr 25	% Change
Crimes Against Persons			
Agg Assault	5	2	150.0%
Agg Assault on Op	0	0	0.0%
Battery	18	20	-10.0%
Battery on Operator	0	0	0.0%
Homicide	0	0	0.0%
Rape	0	0	0.0%
Robbery	3	5	-40.0%
Sex Offenses	1	0	100.0%
Subtotal	27	27	0.0%
Crimes Against Property			
Arson	0	0	0.0%
Bike Theft	0	0	0.0%
Burglary	0	0	0.0%
Larceny	3	8	-62.5%
Motor Vehicle Theft	0	0	0.0%
Vandalism	1	2	-50.0%
Subtotal	4	10	-60.0%
Crimes Against Society			
Narcotics	58	51	13.7%
Trespassing	101	69	46.4%
Weapons	7	4	75.0%
Subtotal	166	124	33.9%
Total	197	161	22.4%



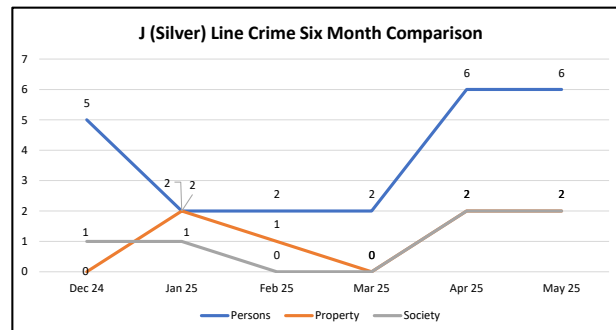
C (Green) Line	May 25	Apr 25	% Change
Crimes Against Persons			
Agg Assault	2	6	-66.7%
Agg Assault on Op	0	0	0.0%
Battery	6	3	100.0%
Battery on Operator	0	0	0.0%
Homicide	0	0	0.0%
Rape	0	0	0.0%
Robbery	3	5	-40.0%
Sex Offenses	0	0	0.0%
Subtotal	11	14	-21.4%
Crimes Against Property			
Arson	0	0	0.0%
Bike Theft	1	0	100.0%
Burglary	0	0	0.0%
Larceny	5	3	66.7%
Motor Vehicle Theft	5	1	400.0%
Vandalism	1	0	100.0%
Subtotal	12	4	200.0%
Crimes Against Society			
Narcotics	6	1	500.0%
Trespassing	5	6	-16.7%
Weapons	0	0	0.0%
Subtotal	11	7	57.1%
Total	34	25	36.0%



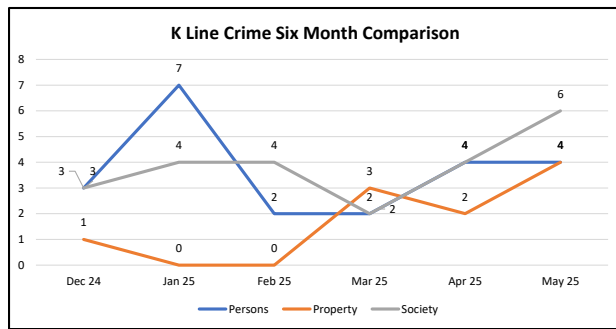
E Line	May 25	Apr 25	% Change
Crimes Against Persons			
Agg Assault	5	3	66.7%
Agg Assault on Op	0	0	0.0%
Battery	4	4	0.0%
Battery on Operator	0	0	0.0%
Homicide	0	0	0.0%
Rape	0	0	0.0%
Robbery	1	9	-88.9%
Sex Offenses	4	1	300.0%
Subtotal	14	17	-17.6%
Crimes Against Property			
Arson	0	0	0.0%
Bike Theft	0	0	0.0%
Burglary	0	0	0.0%
Larceny	6	7	-14.3%
Motor Vehicle Theft	0	0	0.0%
Vandalism	0	2	-100.0%
Subtotal	6	9	-33.3%
Crimes Against Society			
Narcotics	14	6	133.3%
Trespassing	26	19	36.8%
Weapons	2	1	100.0%
Subtotal	42	26	61.5%
Total	62	52	19.2%



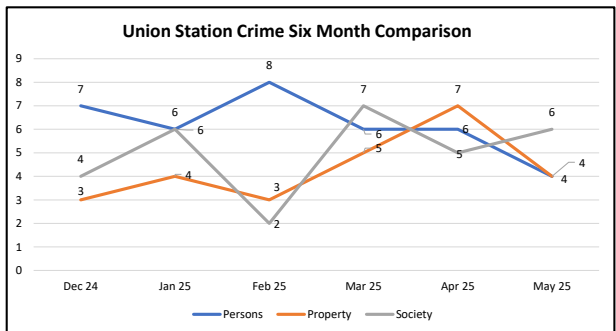
G (Orange) Line	May 25	Apr 25	% Change
Crimes Against Persons			
Agg Assault	1	0	100.0%
Agg Assault on Op	0	0	0.0%
Battery	3	2	50.0%
Battery on Operator	0	0	0.0%
Homicide	0	0	0.0%
Rape	0	0	0.0%
Robbery	0	0	0.0%
Sex Offenses	0	0	0.0%
Subtotal	4	2	100.0%
Crimes Against Property			
Arson	0	0	0.0%
Bike Theft	0	0	0.0%
Burglary	0	0	0.0%
Larceny	2	0	200.0%
Motor Vehicle Theft	1	0	100.0%
Vandalism	0	0	0.0%
Subtotal	3	0	300.0%
Crimes Against Society			
Narcotics	18	8	125.0%
Trespassing	4	3	33.3%
Weapons	0	1	-100.0%
Subtotal	22	12	83.3%
Total	29	14	107.1%



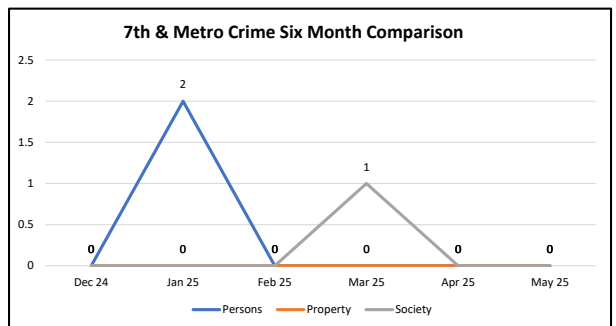
J (Silver) Line	May 25	Apr 25	% Change
Crimes Against Persons			
Agg Assault	1	4	-75.0%
Agg Assault on Op	0	0	0.0%
Battery	3	0	300.0%
Battery on Operator	0	0	0.0%
Homicide	0	0	0.0%
Rape	0	0	0.0%
Robbery	2	2	0.0%
Sex Offenses	0	0	0.0%
Subtotal	6	6	0.0%
Crimes Against Property			
Arson	0	0	0.0%
Bike Theft	0	0	0.0%
Burglary	0	0	0.0%
Larceny	2	1	100.0%
Motor Vehicle Theft	0	1	-100.0%
Vandalism	0	0	0.0%
Subtotal	2	2	0.0%
Crimes Against Society			
Narcotics	2	2	0.0%
Trespassing	0	0	0.0%
Weapons	0	0	0.0%
Subtotal	2	2	0.0%
Total	10	10	0.0%



K Line	May 25	Apr 25	% Change
Crimes Against Persons			
Agg Assault	0	1	-100.0%
Agg Assault on Op	0	0	0.0%
Battery	4	2	100.0%
Battery on Operator	0	0	0.0%
Homicide	0	0	0.0%
Rape	0	0	0.0%
Robbery	0	1	-100.0%
Sex Offenses	0	0	0.0%
Subtotal	4	4	0.0%
Crimes Against Property			
Arson	0	0	0.0%
Bike Theft	0	0	0.0%
Burglary	0	0	0.0%
Larceny	3	2	50.0%
Motor Vehicle Theft	0	0	0.0%
Vandalism	1	0	100.0%
Subtotal	4	2	100.0%
Crimes Against Society			
Narcotics	0	1	-100.0%
Trespassing	5	3	66.7%
Weapons	1	0	100.0%
Subtotal	6	4	50.0%
Total	14	10	40.0%



Union Station	May 25	Apr 25	% Change
Crimes Against Persons			
Agg Assault	0	2	-100.0%
Agg Assault on Op	0	0	0.0%
Battery	4	1	300.0%
Battery on Operator	0	0	0.0%
Homicide	0	0	0.0%
Rape	0	0	0.0%
Robbery	0	3	-100.0%
Sex Offenses	0	0	0.0%
Subtotal	4	6	-33.3%
Crimes Against Property			
Arson	0	0	0.0%
Bike Theft	0	0	0.0%
Burglary	0	0	0.0%
Larceny	3	4	-25.0%
Motor Vehicle Theft	0	0	0.0%
Vandalism	1	3	-66.7%
Subtotal	4	7	-42.9%
Crimes Against Society			
Narcotics	0	0	0.0%
Trespassing	5	5	0.0%
Weapons	1	0	100.0%
Subtotal	6	5	20.0%
Total	14	18	-22.2%



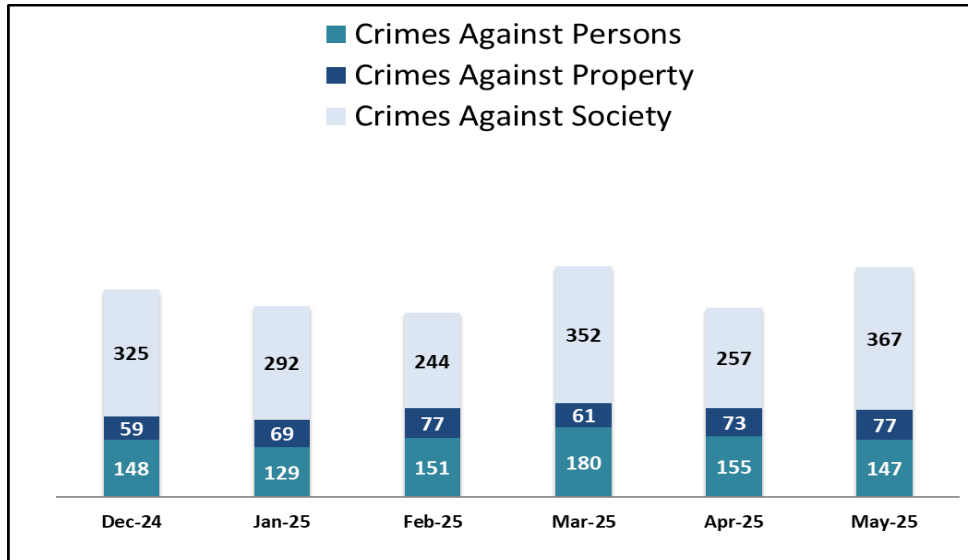
7th & Metro	May 25	Apr 25	% Change
Crimes Against Persons			
Agg Assault	0	0	0.0%
Agg Assault on Op	0	0	0.0%
Battery	0	0	0.0%
Battery on Operator	0	0	0.0%
Homicide	0	0	0.0%
Rape	0	0	0.0%
Robbery	0	0	0.0%
Sex Offenses	0	0	0.0%
Subtotal	0	0	0.0%
Crimes Against Property			
Arson	0	0	0.0%
Bike Theft	0	0	0.0%
Burglary	0	0	0.0%
Larceny	0	0	0.0%
Motor Vehicle Theft	0	0	0.0%
Vandalism	0	0	0.0%
Subtotal	0	0	0.0%
Crimes Against Society			
Narcotics	0	0	0.0%
Trespassing	0	0	0.0%
Weapons	0	0	0.0%
Subtotal	0	0	0.0%
Total	0	0	0.0%

SYSTEMWIDE LAW ENFORCEMENT OVERVIEW

MAY 2025

Attachment I

Total Crimes

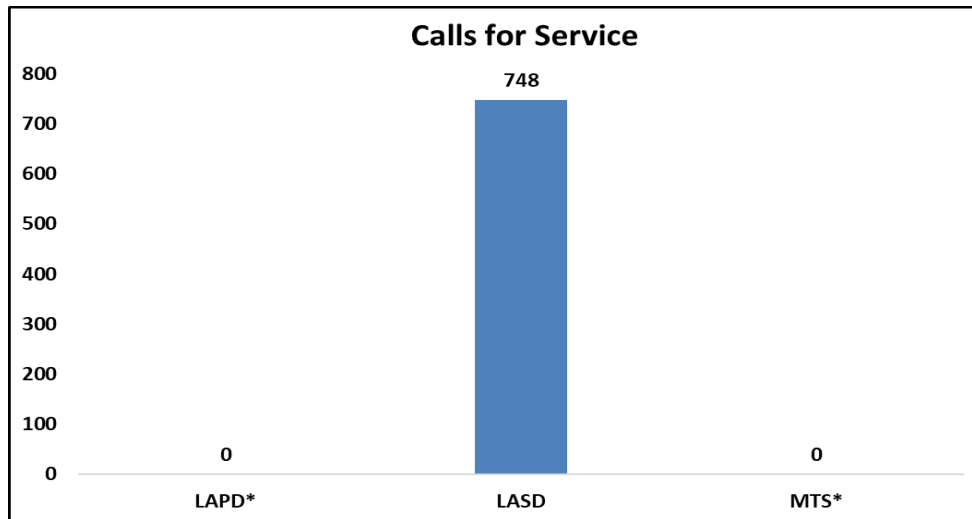


Crimes Against Persons: violent crimes (i.e., homicide, aggravated assaults) are those in which the victims are always individuals

Crimes Against Property: crimes to obtain money, property, or some other benefit (i.e., theft, vandalism, robbery)

Crimes Against Society: represent society's prohibition against engaging in certain types of activity (i.e., drug violations)

Calls for Service



* LAPD and MTS Calls for Service data is currently unavailable



SYSTEMWIDE LAW ENFORCEMENT OVERVIEW


MAY 2025

Attachment I

Average Incident Response Times

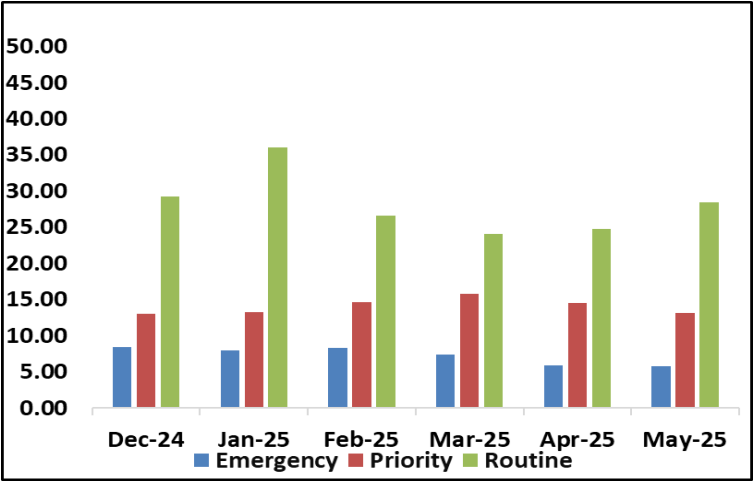
These graphs show how long it takes (in minutes) for LAPD, LASD, and MTS to respond to Emergency, Priority, and Routine calls

LAPD

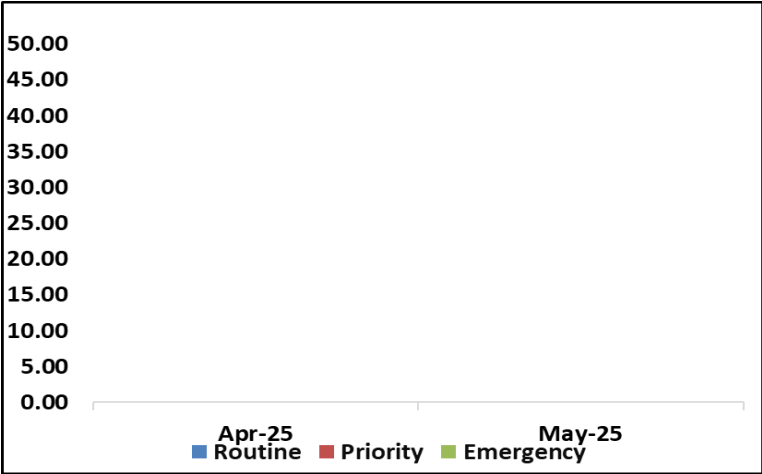


* LAPD Incident Response Times data is currently unavailable

LASD



MTS



* MTS Incident Response Times data is currently unavailable



Metro

SYSTEM SECURITY & LAW ENFORCEMENT

MONTHLY, BI-ANNUAL, ANNUAL COMPARISON

MAY 2025

Attachment I

Crimes

Monthly

System-Wide	May-25	May-24	% Change
Crimes Against Persons	147	206	-28.6%
Crimes Against Property	74	73	1.4%
Crimes Against Society	363	419	-13.4%
Total	584	698	-16.3%

Six Months

System-Wide	Dec-24-May-25	Dec-23-May-24	% Change
Crimes Against Persons	910	992	-8.3%
Crimes Against Property	413	341	21.1%
Crimes Against Society	1,833	2,155	-14.9%
Total	3,156	3,488	-9.5%

Annual

System-Wide	Jun-24-May-25	Jun-23-May-24	% Change
Crimes Against Persons	2,002	2,125	-5.8%
Crimes Against Property	887	720	23.2%
Crimes Against Society	5,828	3,192	82.6%
Total	8,717	6,037	44.4%

Average Emergency Response Times

Monthly

May-25	May-24	% Change
1.93	5.81	-66.7%

Six Months

Dec-24-May-25	Dec-23-May-24	% Change
3.18	5.44	-41.6%

Annual

Jun-24-May-25	Jun-23-May-24	% Change
3.92	5.40	-27.3%

Bus Operator Assaults

Monthly

May-25	May-24	% Change
5	11	-54.5%

Six Months

Dec-24-May-25	Dec-23-May-24	% Change
40	78	-48.7%

Annual

Jun-24-May-25	Jun-23-May-24	% Change
122	167	-26.9%

Ridership

Monthly

May-25	May-24	% Change
27,453,541	27,170,160	1.0%

Six Months

Dec-24-May-25	Dec-23-May-24	% Change
155,572,769	149,802,752	3.9%

Annual

Jun-24-May-25	Jun-23-May-24	% Change
314,712,333	297,507,561	5.8%



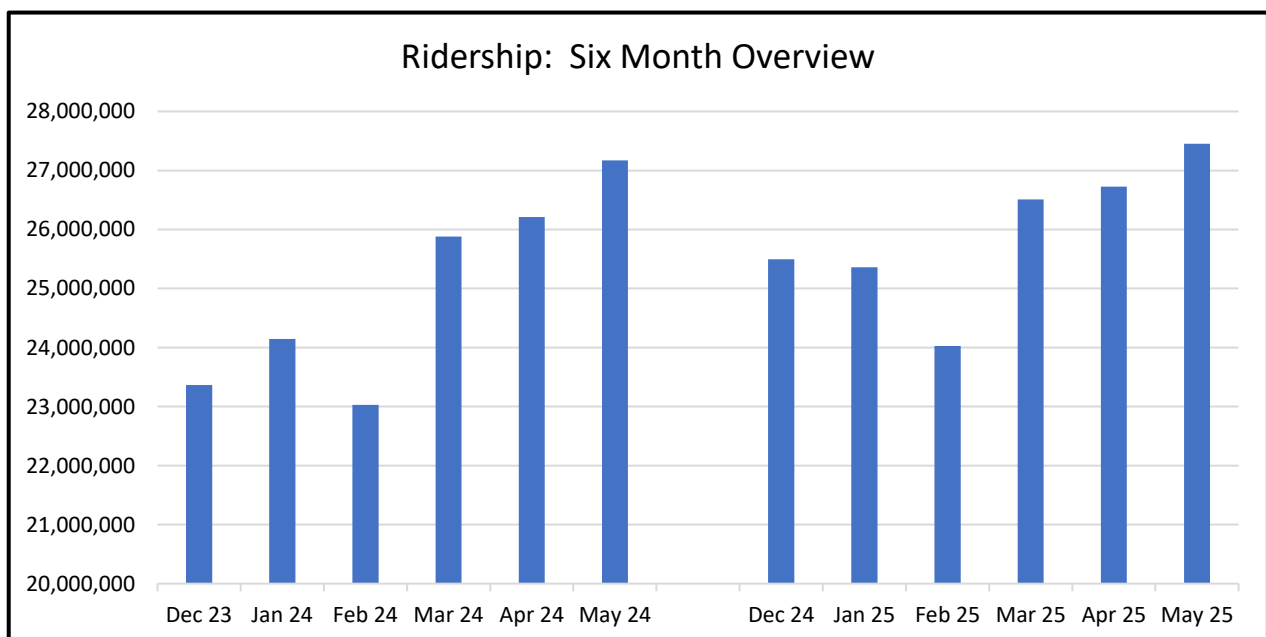
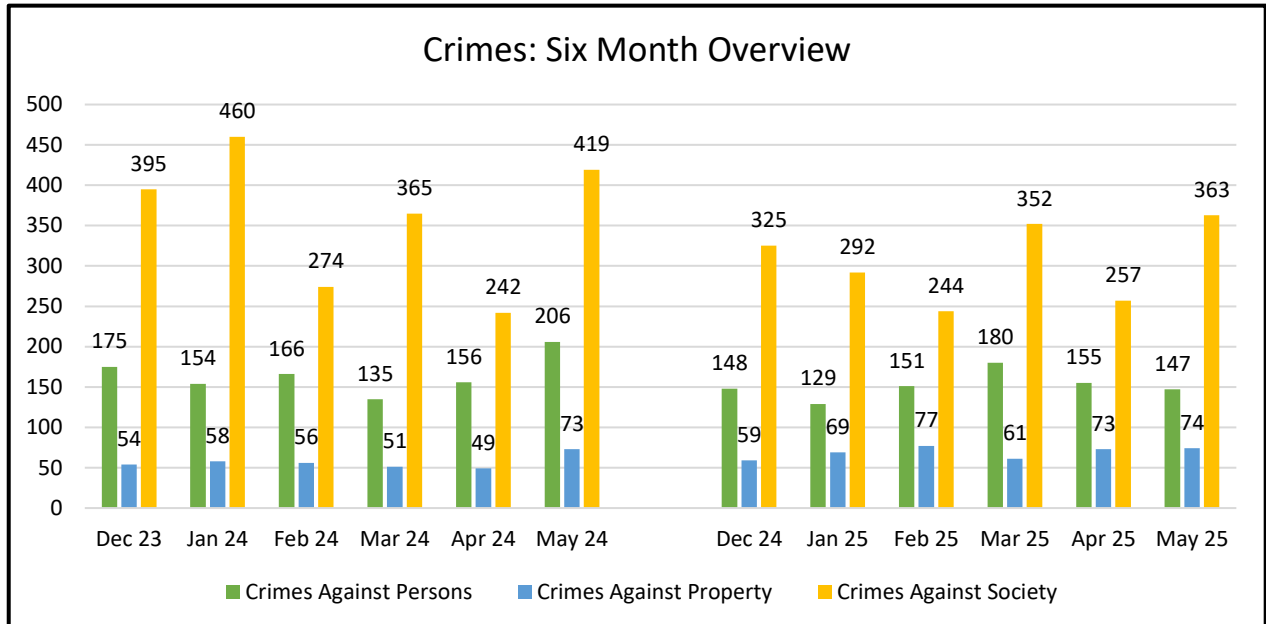
Metro

SYSTEM SECURITY & LAW ENFORCEMENT

MONTHLY, BI-ANNUAL, ANNUAL COMPARISON

MAY 2025

Attachment I



A LINE (BLUE)

ATTACHMENT I

MONTHLY UPDATE ON TRANSIT POLICING PERFORMANCE - MAY 2025

REPORTED CRIME				
CRIMES AGAINST PERSONS	LAPD	LASD	MTS	FYTD
Homicide	0	0	0	0
Rape	0	0	0	0
Robbery	1	2	0	53
Aggravated Assault	1	1	0	89
Aggravated Assault on Operator	0	0	0	1
Battery	3	5	1	144
Battery Rail Operator	0	0	0	0
Sex Offenses	1	1	0	16
SUB-TOTAL	6	9	1	303
CRIMES AGAINST PROPERTY	LAPD	LASD	MTS	FYTD
Burglary	0	0	1	3
Larceny	3	7	0	157
Bike Theft	0	0	0	2
Motor Vehicle Theft	0	1	0	12
Arson	0	0	0	2
Vandalism	1	1	0	35
SUB-TOTAL	4	9	1	211
CRIMES AGAINST SOCIETY	LAPD	LASD	MTS	FYTD
Weapons	2	1	1	53
Narcotics	26	4	0	237
Trespassing	60	3	12	660
SUB-TOTAL	88	8	13	950
TOTAL	98	26	15	1,464

CRIMES PER STATION				
STATION	CRIMES AGAINST PERSONS	CRIMES AGAINST PROPERTY	CRIMES AGAINST SOCIETY	FYTD
APU/Citrus College	0	0	1	8
Azusa Downtown	1	0	0	22
Irwindale	0	0	0	4
Duarte/City of Hope	0	0	0	5
Monrovia	0	0	0	7
Arcadia	0	0	0	4
Sierra Madre Villa	0	0	0	12
Allen	0	0	0	2
Lake	1	0	1	20
Memorial Park	0	0	0	7
Del Mar	0	1	0	6
Fillmore	0	0	0	9
South Pasadena	0	0	0	11
Highland Park	0	0	2	30
Southwest Museum	0	0	0	34
Heritage Square	0	1	2	24
Lincoln/Cypress	0	0	1	33
Chinatown	0	0	20	193
Union Station	1	0	0	32
Little Tokyo/Arts Dist	0	0	5	57
Historic Broadway	0	0	2	32
Grand Av Arts/Bunker Hill	1	0	22	245
7th St/Metro Ctr	1	0	3	20
Pico	2	0	14	78
Grand/LATTC	0	1	10	93
San Pedro St	0	1	3	20
Washington	0	0	1	24
Vernon	1	1	0	12
Slauson	0	0	1	29
Florence	0	3	1	34
Firestone	2	2	0	40
103rd St/Watts Towers	0	0	3	26
Willowbrook/Rosa Parks	1	0	2	111
Compton	2	0	1	36
Artesia	1	2	1	49
Del Amo	1	1	0	19
Wardlow	0	0	4	5
Willow St	0	0	4	20
PCH	0	0	1	6
Anaheim St	0	0	1	9
5th St	0	0	0	1
1st St	0	0	0	1
Downtown Long Beach	1	0	1	19
Pacific Av	0	0	0	3
Blue Line Rail Yard	0	1	2	10
Other	0	0	0	0
Total	16	14	109	1,462

ARRESTS				
AGENCY	LAPD	LASD	MTS	FYTD
Felony	25	12	0	388
Misdemeanor	93	15	0	1,199
TOTAL	118	27	0	1,587

CITATIONS				
AGENCY	LAPD	LASD	MTS	FYTD
Misdemeanor Citations	0	0	0	5
Other Citations	130	21	0	1,350
Vehicle Code Citations	18	2	0	156
TOTAL	148	23	0	1,511

CALLS FOR SERVICE				
AGENCY	LAPD	LASD	MTS	FYTD
Routine	Currently Unavailable	111	0	3,788
Priority	Currently Unavailable	108	0	1,414
Emergency	Currently Unavailable	9	0	197
TOTAL	0	228	0	5,399

DISPATCHED VS. PROACTIVE			
AGENCY	LAPD	LASD	MTS
Dispatched	16%	N/C	0%
Proactive	84%	N/C	0%
TOTAL	100%	0%	0%

PERCENTAGE OF TIME SPENT ON THE RAIL SYSTEM	
Blue Line-LAPD	83%
Blue Line-LASD	N/C
Blue Line-MTS	0%

GRADE CROSSING OPERATIONS				
LOCATION	LAPD	LASD	MTS	FYTD
Azusa	0	29	0	292
Irwindale	0	24	0	268
Duarte Station	0	4	0	72
Monrovia	0	4	0	109
Magnolia Ave	0	0	0	0
Arcadia Station	0	16	0	193
Pasadena	0	43	0	480
South Pasadena	0	7	0	143
Marmion Way	0	0	0	0
Flower St	0	0	0	0
Washington St	53	0	0	509
Slauson	1	2	0	113
Florence	0	3	0	158
Firestone	0	5	0	114
103rd St	6	0	0	131
Willowbrook	0	16	0	155
Compton	0	2	0	60
Artesia	0	3	0	66
Del Amo	0	2	0	51
Wardlow Rd	0	0	0	20
Long Beach Blvd	0	0	0	0
Pacific Av	0	0	0	0
TOTAL	60	160	0	2,934

LEGEND	
Los Angeles Police Department	
Los Angeles County Sheriff's Department	
Metro Transit Security	

B LINE (RED)

ATTACHMENT I

MONTHLY UPDATE ON TRANSIT POLICING PERFORMANCE - MAY 2025

REPORTED CRIME		
CRIMES AGAINST PERSONS	LAPD	FYTD
Homicide	0	0
Rape	0	1
Robbery	3	42
Aggravated Assault	5	79
Aggravated Assault on Operator	0	0
Battery	18	224
Battery Rail Operator	0	0
Sex Offenses	1	22
SUB-TOTAL	27	368
CRIMES AGAINST PROPERTY	LAPD	FYTD
Burglary	0	0
Larceny	3	66
Bike Theft	0	0
Motor Vehicle Theft	0	1
Arson	0	0
Vandalism	1	25
SUB-TOTAL	4	92
CRIMES AGAINST SOCIETY	LAPD	FYTD
Weapons	7	126
Narcotics	58	756
Trespassing	101	2,206
SUB-TOTAL	166	3,088
TOTAL	197	3,548

ARRESTS		
AGENCY	LAPD	FYTD
Felony	45	843
Misdemeanor	195	3,552
TOTAL	240	4,395

CITATIONS		
AGENCY	LAPD	FYTD
Other Citations	226	3,394
Vehicle Code Citations	2	371
TOTAL	228	3,765

CALLS FOR SERVICE		
AGENCY	LAPD	FYTD
Routine	Currently Unavailable	0
Priority	Currently Unavailable	0
Emergency	Currently Unavailable	0
TOTAL	0	0

DISPATCHED VS. PROACTIVE		
AGENCY	LAPD	
Dispatched	31%	
Proactive	69%	
TOTAL	100%	

PERCENTAGE OF TIME SPENT ON THE RAIL SYSTEM	
Red Line- LAPD	76%

LEGEND
Los Angeles Police Department

CRIMES PER STATION				
STATION	CRIMES AGAINST PERSONS	CRIMES AGAINST PROPERTY	CRIMES AGAINST SOCIETY	FYTD
Union Station	5	1	7	798
Civic Center/Grand Park	0	0	2	35
Pershing Square	2	0	12	405
7th St/Metro Ctr	5	0	22	298
Westlake/MacArthur Park	3	1	29	561
Wilshire/Vermont	0	0	5	230
Wilshire/Normandie	0	0	0	26
Vermont/Beverly	1	1	4	103
Wilshire/Western	1	1	4	76
Vermont/Santa Monica	0	0	2	51
Vermont/Sunset	2	0	2	79
Hollywood/Western	0	0	23	111
Hollywood/Vine	1	0	13	124
Hollywood/Highland	1	0	2	91
Universal City/Studio City	1	0	8	97
North Hollywood	5	0	31	463
Red Line Rail Yard	0	0	0	0
Total	27	4	166	3,548

C LINE (GREEN)

ATTACHMENT I

MONTHLY UPDATE ON TRANSIT POLICING PERFORMANCE - MAY 2025

REPORTED CRIME			
CRIMES AGAINST PERSONS	LAPD	LASD	FYTD
Homicide	0	0	0
Rape	0	0	0
Robbery	0	3	38
Aggravated Assault	1	1	37
Aggravated Assault on Operator	0	0	0
Battery	1	5	28
Battery Rail Operator	0	0	0
Sex Offenses	0	0	8
SUB-TOTAL	2	9	111
CRIMES AGAINST PROPERTY	LAPD	LASD	FYTD
Burglary	0	0	0
Larceny	2	3	45
Bike Theft	0	1	1
Motor Vehicle Theft	5	0	17
Arson	0	0	0
Vandalism	1	0	11
SUB-TOTAL	8	4	74
CRIMES AGAINST SOCIETY	LAPD	LASD	FYTD
Weapons	0	0	14
Narcotics	2	4	62
Trespassing	3	2	74
SUB-TOTAL	5	6	150
TOTAL	15	19	335

CRIMES PER STATION				
STATION	CRIMES AGAINST PERSONS	CRIMES AGAINST PROPERTY	CRIMES AGAINST SOCIETY	FYTD
LAX/Metro Transit Center	0	0	0	0
Aviation/Century	0	0	0	0
Aviation/Imperial	0	7	2	41
Hawthorne/Lennox	0	0	0	16
Crenshaw	0	1	0	22
Vermont/Athens	4	0	0	14
Harbor Fwy	1	0	3	74
Avalon	1	1	0	28
Willowbrook/Rosa Parks	1	0	3	39
Long Beach Bl	1	2	1	54
Lakewood Bl	0	0	0	9
Norwalk	3	1	2	32
Total	11	12	11	329

ARRESTS			
AGENCY	LAPD	LASD	FYTD
Felony	1	1	84
Misdemeanor	7	22	301
TOTAL	8	23	385

CITATIONS			
AGENCY	LAPD	LASD	FYTD
Other Citations	2	31	379
Vehicle Code Citations	5	2	18
TOTAL	7	33	397

CALLS FOR SERVICE			
AGENCY	LAPD	LASD	FYTD
Routine	Currently Unavailable	62	2,103
Priority	Currently Unavailable	34	420
Emergency	Currently Unavailable	0	37
TOTAL	0	96	2,560

DISPATCHED VS. PROACTIVE		
AGENCY	LAPD	LASD
Dispatched	30%	N/C
Proactive	70%	N/C
TOTAL	100%	0%

PERCENTAGE OF TIME SPENT ON THE RAIL SYSTEM	
Green Line-LAPD	79%
Green Line-LASD	N/C

LEGEND
Los Angeles Police Department
Los Angeles County Sheriff's Department

E LINE

ATTACHMENT I

MONTHLY UPDATE ON TRANSIT POLICING PERFORMANCE - MAY 2025

REPORTED CRIME			
CRIMES AGAINST PERSONS	LAPD	LASD	FYTD
Homicide	0	0	0
Rape	0	0	2
Robbery	0	1	40
Aggravated Assault	5	0	32
Aggravated Assault on Operator	0	0	0
Battery	2	2	78
Battery Rail Operator	0	0	0
Sex Offenses	4	0	11
SUB-TOTAL	11	3	163
CRIMES AGAINST PROPERTY	LAPD	LASD	FYTD
Burglary	0	0	3
Larceny	6	0	64
Bike Theft	0	0	0
Motor Vehicle Theft	0	0	1
Arson	0	0	0
Vandalism	0	0	14
SUB-TOTAL	6	0	82
CRIMES AGAINST SOCIETY	LAPD	LASD	FYTD
Weapons	2	0	12
Narcotics	14	0	67
Trespassing	26	0	403
SUB-TOTAL	42	0	482
TOTAL	59	3	727

CRIMES PER STATION				
STATION	CRIMES AGAINST PERSONS	CRIMES AGAINST PROPERTY	CRIMES AGAINST SOCIETY	FYTD
Atlantic	1	0	0	6
East LA Civic Ctr	0	0	0	3
Maravilla	0	0	0	5
Indiana (both LAPD & LASD)	0	0	2	31
Soto	2	0	1	29
Mariachi Plaza	0	0	4	25
Pico/Aliso	0	0	0	8
Little Tokyo/Arts Dist	0	0	0	3
Historic Broadway	0	0	0	0
Grand Av Arts/Bunker Hill	0	0	0	0
7th St/Metro Ctr	0	0	0	2
Pico	0	1	3	14
LATTC/Ortho Institute	0	0	2	91
Jefferson/USC	0	0	1	12
Expo Park/USC	0	0	0	16
Expo/Vermont	3	1	8	60
Expo/Western	1	2	15	85
Expo/Crenshaw	1	0	6	87
Farmdale	0	0	0	20
Expo/La Brea	1	0	0	49
La Cienega/Jefferson	1	0	0	94
Culver City	1	0	0	8
Palms	1	1	0	9
Westwood/Rancho Park	0	1	0	5
Expo/Sepulveda	1	0	0	10
Expo/Bundy	0	0	0	7
26th St/Bergamot	0	0	0	9
17th St/SMC	0	0	0	8
Downtown Santa Monica	1	0	0	31
Expo Line Rail Yard	0	0	0	0
Total	14	6	42	727

ARRESTS			
AGENCY	LAPD	LASD	FYTD
Felony	5	0	86
Misdemeanor	38	5	602
TOTAL	43	5	688

CITATIONS			
AGENCY	LAPD	LASD	FYTD
Other Citations	71	6	817
Vehicle Code Citations	6	1	23
TOTAL	77	7	840

CALLS FOR SERVICE			
AGENCY	LAPD	LASD	FYTD
Routine	Currently Unavailable	73	1,444
Priority	Currently Unavailable	17	240
Emergency	Currently Unavailable	0	24
TOTAL	0	90	1,708

DISPATCHED VS. PROACTIVE		
AGENCY	LAPD	LASD
Dispatched	26%	N/C
Proactive	74%	N/C
TOTAL	100%	0%

PERCENTAGE OF TIME SPENT ON THE RAIL SYSTEM	
Expo Line-LAPD	82%
Expo Line-LASD	N/C

GRADE CROSSING OPERATIONS			
LOCATION	LAPD	LASD	FYTD
East Los Angeles	0	8	76
Figuerroa St	0	0	0
Exposition Blvd	93	0	1,514
Culver City	0	11	115
Santa Monica	0	82	907
TOTAL	93	101	2,612

LEGEND	
Los Angeles Police Department	
Los Angeles County Sheriff's Department	

G LINE (ORANGE)

ATTACHMENT I

MONTHLY UPDATE ON TRANSIT POLICING PERFORMANCE - MAY 2025

REPORTED CRIME		
CRIMES AGAINST PERSONS	LAPD	FYTD
Homicide	0	0
Rape	0	0
Robbery	0	11
Aggravated Assault	1	15
Aggravated Assault on Operator	0	0
Battery	3	28
Battery Bus Operator	0	0
Sex Offenses	0	1
SUB-TOTAL	4	55
CRIMES AGAINST PROPERTY	LAPD	FYTD
Burglary	0	0
Larceny	2	9
Bike Theft	0	0
Motor Vehicle Theft	1	1
Arson	0	0
Vandalism	0	9
SUB-TOTAL	3	19
CRIMES AGAINST SOCIETY	LAPD	FYTD
Weapons	0	5
Narcotics	18	70
Trespassing	4	33
SUB-TOTAL	22	108
TOTAL	29	182

ARRESTS		
AGENCY	LAPD	FYTD
Felony	8	50
Misdemeanor	31	100
TOTAL	39	150

CITATIONS		
AGENCY	LAPD	FYTD
Other Citations	35	177
Vehicle Code Citations	35	212
TOTAL	70	389

CALLS FOR SERVICE		
AGENCY	LAPD	FYTD
Routine	Currently Unavailable	0
Priority	Currently Unavailable	0
Emergency	Currently Unavailable	0
TOTAL	0	0

DISPATCHED VS. PROACTIVE		
AGENCY	LAPD	
Dispatched	20%	
Proactive	80%	
TOTAL	100%	

CRIMES PER STATION				
STATION	CRIMES AGAINST PERSONS	CRIMES AGAINST PROPERTY	CRIMES AGAINST SOCIETY	FYTD
North Hollywood	3	0	4	30
Laurel Canyon	0	0	0	5
Valley College	0	0	0	2
Woodman	0	2	0	9
Van Nuys	0	0	2	10
Sepulveda	0	0	0	3
Woodley	0	0	0	1
Balboa	0	1	1	4
Reseda	0	0	7	54
Tampa	0	0	0	4
Pierce College	0	0	0	0
De Soto	0	0	0	3
Canoga	0	0	0	5
Warner Center	0	0	0	0
Sherman Way	0	0	3	10
Roscoe	0	0	1	3
Nordhoff	0	0	0	2
Chatsworth	1	0	4	37
Total	4	3	22	182

PERCENTAGE OF TIME SPENT ON THE BUS SYSTEM	
Orange Line- LAPD	83%

LEGEND
Los Angeles Police Department

J LINE (SILVER)

ATTACHMENT I

MONTHLY UPDATE ON TRANSIT POLICING PERFORMANCE - MAY 2025

REPORTED CRIME			
CRIMES AGAINST PERSONS	LAPD	LASD	FYTD
Homicide	0	0	0
Rape	0	0	0
Robbery	2	0	9
Aggravated Assault	1	0	12
Aggravated Assault on Operator	0	0	0
Battery	3	0	11
Battery Bus Operator	0	0	2
Sex Offenses	0	0	2
SUB-TOTAL	6	0	36
CRIMES AGAINST PROPERTY	LAPD	LASD	FYTD
Burglary	0	0	0
Larceny	1	1	7
Bike Theft	0	0	0
Motor Vehicle Theft	0	0	1
Arson	0	0	0
Vandalism	0	0	2
SUB-TOTAL	1	1	10
CRIMES AGAINST SOCIETY	LAPD	LASD	FYTD
Weapons	0	0	2
Narcotics	2	0	14
Trespassing	0	0	33
SUB-TOTAL	2	0	49
TOTAL	9	1	95

ARRESTS			
AGENCY	LAPD	LASD	FYTD
Felony	2	0	10
Misdemeanor	1	0	43
TOTAL	3	0	53

CITATIONS			
AGENCY	LAPD	LASD	FYTD
Other Citations	1	0	87
Vehicle Code Citations	2	0	42
TOTAL	3	0	129

CALLS FOR SERVICE			
AGENCY	LAPD	LASD	FYTD
Routine	Currently Unavailable	5	64
Priority	Currently Unavailable	2	22
Emergency	Currently Unavailable	0	1
TOTAL	0	7	87

DISPATCHED VS. PROACTIVE		
AGENCY	LAPD	LASD
Dispatched	12%	3%
Proactive	88%	97%
TOTAL	100%	100%

PERCENTAGE OF TIME SPENT ON THE BUS SYSTEM	
Silver Line- LAPD	89%
Silver Line- LASD	93%

LEGEND	
Los Angeles Police Department	
Los Angeles County Sheriff's Department	

CRIMES PER STATION				
STATION	CRIMES AGAINST PERSONS	CRIMES AGAINST PROPERTY	CRIMES AGAINST SOCIETY	FYTD
El Monte	0	1	0	4
Cal State LA	0	1	0	1
LAC/USC Medical Ctr	0	0	0	2
Alameda	1	0	0	2
Downtown	0	0	0	1
37th St/USC	1	0	0	8
Slauson	0	0	0	13
Manchester	0	0	2	17
Harbor Fwy	0	0	0	21
Rosecrans	0	0	0	0
Harbor Gateway Transit Ctr	3	0	0	18
Carson	0	0	0	0
PCH	0	0	0	0
San Pedro/Beacon	1	0	0	4
Total	6	2	2	91

K LINE

ATTACHMENT I

MONTHLY UPDATE ON TRANSIT POLICING PERFORMANCE - MAY 2025

REPORTED CRIME			
CRIMES AGAINST PERSONS	LAPD	LASD	FYTD
Homicide	0	0	0
Rape	0	0	0
Robbery	0	0	5
Aggravated Assault	0	0	5
Aggravated Assault on Operator	0	0	0
Battery	3	1	22
Battery Bus Operator	0	0	0
Sex Offenses	0	0	1
SUB-TOTAL	3	1	33
CRIMES AGAINST PROPERTY	LAPD	LASD	FYTD
Burglary	0	0	0
Larceny	1	2	15
Bike Theft	0	0	0
Motor Vehicle Theft	0	0	0
Arson	0	0	1
Vandalism	0	1	5
SUB-TOTAL	1	3	21
CRIMES AGAINST SOCIETY	LAPD	LASD	FYTD
Weapons	0	1	4
Narcotics	0	0	6
Trespassing	5	0	31
SUB-TOTAL	5	1	41
TOTAL	9	5	95

CRIMES PER STATION				
STATION	CRIMES AGAINST PERSONS	CRIMES AGAINST PROPERTY	CRIMES AGAINST SOCIETY	FYTD
Expo / Crenshaw	1	1	0	22
Martin Luther King Jr Station	0	0	1	9
Leimert Park Station	1	0	1	7
Hyde Park Station	1	0	0	10
Fairview Heights Station	0	0	0	4
Downtown Inglewood Station	0	0	1	3
Westchester / Veterans Station	1	0	0	5
LAX/Metro Transit Center	0	0	0	0

ARRESTS			
AGENCY	LAPD	LASD	FYTD
Felony	0	2	17
Misdemeanor	5	1	60
TOTAL	5	3	77

CITATIONS			
AGENCY	LAPD	LASD	FYTD
Other Citations	11	3	63
Vehicle Code Citations	0	1	8
TOTAL	11	4	71

CALLS FOR SERVICE			
AGENCY	LAPD	LASD	FYTD
Routine	Currently Unavailable	68	1,160
Priority	Currently Unavailable	4	64
Emergency	Currently Unavailable	12	16
TOTAL	0	84	1,240

DISPATCHED VS. PROACTIVE		
AGENCY	LAPD	LASD
Dispatched	26%	N/C
Proactive	74%	N/C
TOTAL	100%	0%

PERCENTAGE OF TIME SPENT ON THE RAIL SYSTEM	
K Line - LAPD	84%
K Line - LASD	N/C

LEGEND	
Los Angeles Police Department	
Los Angeles County Sheriff's Department	

BUS PATROL

ATTACHMENT I

MONTHLY UPDATE ON TRANSIT POLICING PERFORMANCE - MAY 2025

REPORTED CRIME			
CRIMES AGAINST PERSONS	LAPD	LASD	FYTD
Homicide	0	0	1
Rape	0	0	2
Robbery	3	4	92
Aggravated Assault	6	2	131
Aggravated Assault on Operator	3	0	29
Battery	29	8	317
Battery Bus Operator	2	0	73
Sex Offenses	3	1	41
SUB-TOTAL	46	15	686
CRIMES AGAINST PROPERTY	LAPD	LASD	FYTD
Burglary	0	0	1
Larceny	17	3	149
Bike Theft	0	0	0
Motor Vehicle Theft	0	1	3
Arson	0	0	0
Vandalism	8	3	121
SUB-TOTAL	25	7	274
CRIMES AGAINST SOCIETY	LAPD	LASD	FYTD
Weapons	0	0	33
Narcotics	3	6	111
Trespassing	1	1	31
SUB-TOTAL	4	7	175
TOTAL	75	29	1,135

LASD's Crimes per Sector		
Sector		FYTD
Westside	2	36
San Fernando	0	7
San Gabriel Valley	7	59
Gateway Cities	9	86
South Bay	11	121
Total	29	309

LAPD's Crimes per Sector		
Sector		FYTD
Valley Bureau		
Van Nuys	1	18
West Valley	2	23
North Hollywood	2	33
Foothill	4	16
Devonshire	2	12
Mission	1	22
Topanga	0	7
Central Bureau		
Central	10	144
Rampart	5	46
Hollenbeck	3	28
Northeast	2	26
Newton	7	63
West Bureau		
Hollywood	1	37
Wilshire	6	40
West LA	1	27
Pacific	2	15
Olympic	6	68
Southwest Bureau		
Southwest	10	65
Harbor	1	14
77th Street	5	88
Southeast	4	33
Total	75	825

ARRESTS			
AGENCY	LAPD	LASD	FYTD
Felony	1	8	199
Misdemeanor	12	33	467
TOTAL	13	41	666

CITATIONS			
AGENCY	LAPD	LASD	FYTD
Other Citations	42	36	1,412
Vehicle Code Citations	159	16	1,670
TOTAL	201	52	3,082

CALLS FOR SERVICE			
AGENCY	LAPD	LASD	FYTD
Routine	Currently Unavailable	161	1,934
Priority	Currently Unavailable	73	1,019
Emergency	Currently Unavailable	9	49
TOTAL	0	243	3,002

DISPATCHED VS. PROACTIVE		
AGENCY	LAPD	LASD
Dispatched	0%	3%
Proactive	0%	97%
TOTAL	0%	100%

PERCENTAGE OF TIME SPENT ON THE BUS SYSTEM	
LAPD BUS	0%
LASD BUS	91%

LEGEND	
Los Angeles Police Department	
Los Angeles County Sheriff's Department	

UNION STATION

ATTACHMENT I

MONTHLY UPDATE ON TRANSIT POLICING PERFORMANCE - MAY 2025

REPORTED CRIME		
CRIMES AGAINST PERSONS	LAPD	FYTD
Homicide	0	0
Rape	0	2
Robbery	1	6
Aggravated Assault	1	15
Aggravated Assault on Operator	0	0
Battery	3	44
Battery Rail Operator	0	0
Sex Offenses	0	5
SUB-TOTAL	5	72
CRIMES AGAINST PROPERTY	LAPD	FYTD
Burglary	0	0
Larceny	1	24
Bike Theft	0	0
Motor Vehicle Theft	0	1
Arson	0	0
Vandalism	0	15
SUB-TOTAL	1	40
CRIMES AGAINST SOCIETY	LAPD	FYTD
Weapons	0	1
Narcotics	5	15
Trespassing	2	43
SUB-TOTAL	7	59
TOTAL	13	171

ARRESTS		
AGENCY	LAPD	FYTD
Felony	3	36
Misdemeanor	16	71
TOTAL	19	107

CITATIONS		
AGENCY	LAPD	FYTD
Other Citations	11	701
Vehicle Code Citations	0	7
TOTAL	11	708

CALLS FOR SERVICE		
AGENCY	LAPD	FYTD
Routine	Currently Unavailable	0
Priority	Currently Unavailable	0
Emergency	Currently Unavailable	0
TOTAL	0	0

DISPATCHED VS. PROACTIVE		
AGENCY	LAPD	
Dispatched	32%	
Proactive	68%	
TOTAL	100%	

PERCENTAGE OF TIME SPENT ON THE SYSTEM	
Union Station	82%

LEGEND	
Los Angeles Police Department	

7TH & METRO STATION

ATTACHMENT I

MONTHLY UPDATE ON TRANSIT POLICING PERFORMANCE - MAY 2025

REPORTED CRIME		
CRIMES AGAINST PERSONS	LAPD	FYTD
Homicide	0	0
Rape	0	0
Robbery	0	1
Aggravated Assault	0	0
Aggravated Assault on Operator	0	0
Battery	0	1
Battery Rail Operator	0	0
Sex Offenses	0	0
SUB-TOTAL	0	2
CRIMES AGAINST PROPERTY	LAPD	FYTD
Burglary	0	0
Larceny	0	0
Bike Theft	0	0
Motor Vehicle Theft	0	0
Arson	0	0
Vandalism	0	0
SUB-TOTAL	0	0
CRIMES AGAINST SOCIETY	LAPD	FYTD
Weapons	0	0
Narcotics	0	1
Trespassing	0	0
SUB-TOTAL	0	1
TOTAL	0	3

ARRESTS		
AGENCY	LAPD	FYTD
Felony	1	2
Misdemeanor	1	1
TOTAL	2	3

CITATIONS		
AGENCY	LAPD	FYTD
Other Citations	0	0
Vehicle Code Citations	0	0
TOTAL	0	0

CALLS FOR SERVICE		
AGENCY	LAPD	FYTD
Routine	Currently Unavailable	0
Priority	Currently Unavailable	0
Emergency	Currently Unavailable	0
TOTAL	0	0

DISPATCHED VS. PROACTIVE	
AGENCY	LAPD
Dispatched	26%
Proactive	74%
TOTAL	100%

PERCENTAGE OF TIME SPENT ON THE SYSTEM	
7th & Metro Station	84%

LEGEND	
Los Angeles Police Department	



SYSTEM SECURITY & LAW ENFORCEMENT

Attachment I

Sexual Crimes / Harassment Calls for Service May 2025

Calls related to sexual crimes/harassment are routed through System Security & Law Enforcement Operations Center, which then transfers the caller to a free 24/7 hotline — Center for the Pacific Asian Family Inc., and Sister Family Services — that can provide more directed counseling. Between May 1 and May 31, Metro Transit Security, LAPD and LASD received eleven (11) incidents and referred all victims of sexual crimes/harassment to the above free hotlines.

Incident Type & Totals						
	May 25	Apr 25	% Change	May 25	Apr 24	% Change
Sexual Harassment	1	1	0.0%	1	0	100.0%
Sexual Battery	5	1	400.0%	5	6	-16.7%
Lewd Conduct	3	2	50.0%	3	1	200.0%
Indecent Exposure	2	1	100.0%	2	5	-60.0%
Rape	0	2*	-100.0%	0	0	0.0%
TOTAL	11	7	57.1%	11	12	-8.3%

**Note that one of the rape incidents involves a party that has previously reported the same type of rape incident three times.*

Counseling Information Provided	
	May 2025
Yes	11
No - If no, why?	0
Gone On Arrival	0
Did Not Have Info	0
Telephonic Report	0
Not Offered	0
Refused	0
Officer Witnessed Incident	0
TOTAL	11