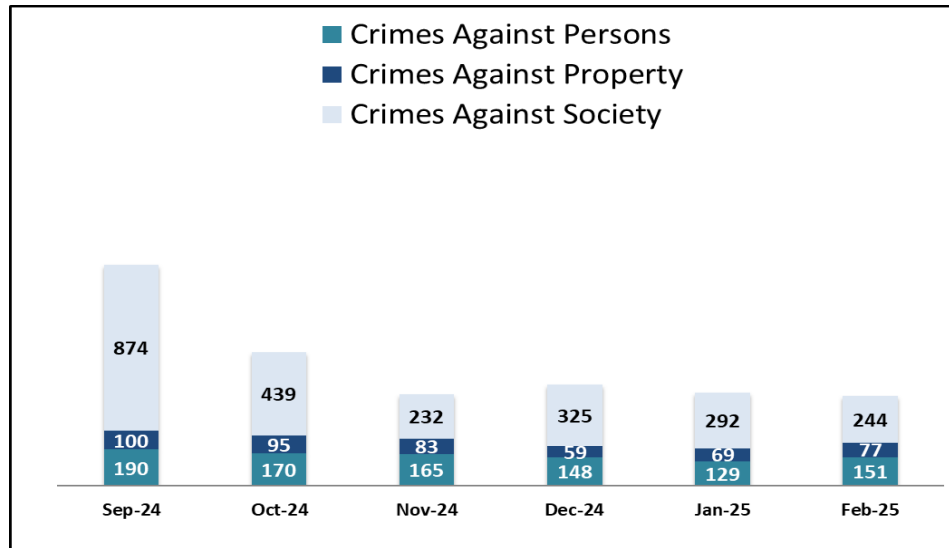


SYSTEMWIDE LAW ENFORCEMENT OVERVIEW

FEBRUARY 2025

Attachment D

Total Crimes

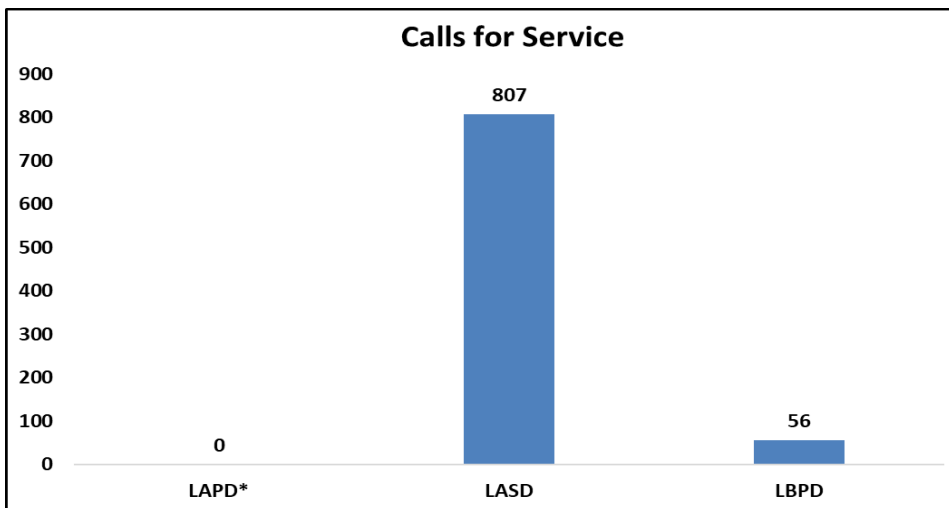


Crimes Against Persons: violent crimes (i.e., homicide, aggravated assaults) are those in which the victims are always individuals

Crimes Against Property: crimes to obtain money, property, or some other benefit (i.e., theft, vandalism, robbery)

Crimes Against Society: represent society's prohibition against engaging in certain types of activity (i.e., drug violations)

Calls for Service



* LAPD Calls for Service data is currently unavailable



SYSTEM SECURITY & LAW ENFORCEMENT

SYSTEMWIDE LAW ENFORCEMENT OVERVIEW


FEBRUARY 2025

Attachment D

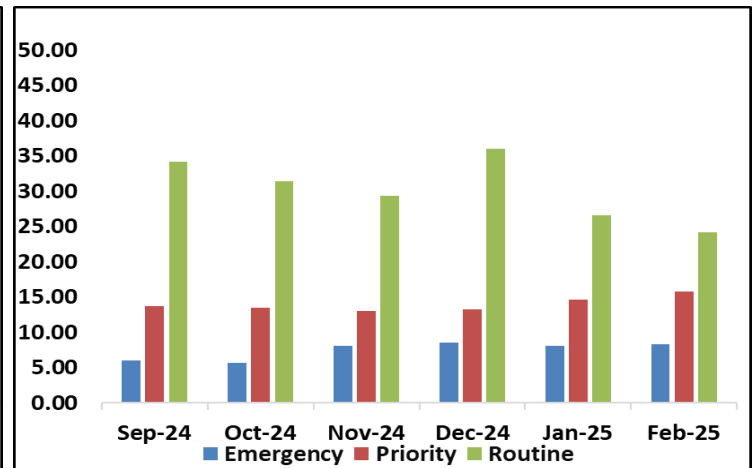
Average Incident Response Times

These graphs show how long it takes (in minutes) for LAPD, LASD, and LBPd to respond to Emergency, Priority, and Routine calls

LAPD

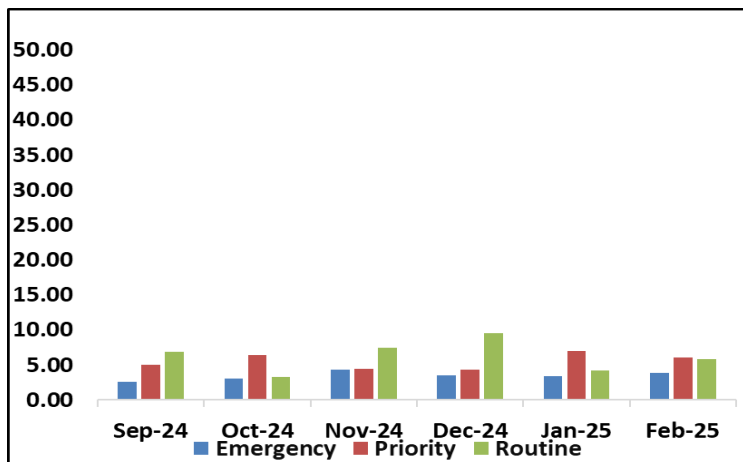


LASD



* LAPD Incident Response Times data is currently unavailable

LBPd



Transit Police

Monthly Crime Report



Attachment D

	2025	2024	%
	February	February	Change
CRIMES AGAINST PERSONS			
Homicide	0	1	-100.0%
Rape	0	2	-100.0%
Robbery	27	21	28.6%
Aggravated Assault	28	42	-33.3%
Aggravated Assault on Operator	0	1	-100.0%
Battery	81	76	6.6%
Battery on Operator	7	11	-36.4%
Sex Offenses	8	12	-33.3%
SUB-TOTAL	151	166	-9.0%
CRIMES AGAINST PROPERTY			
Burglary	2	0	200.0%
Larceny	49	45	8.9%
Bike Theft	0	0	0.0%
Motor Vehicle Theft	4	1	300.0%
Arson	0	1	-100.0%
Vandalism	22	9	144.4%
SUB-TOTAL	77	56	37.5%
CRIMES AGAINST SOCIETY			
Weapons	10	12	-16.7%
Narcotics	69	50	38.0%
Trespassing	165	212	-22.2%
SUB-TOTAL	244	274	-10.9%
TOTAL	472	496	-4.8%
ENFORCEMENT EFFORTS			
Arrests	533	478	11.5%
Citations	887	454	95.4%
Calls for Service	1,008	2,669	-62.2%



SYSTEM SECURITY & LAW ENFORCEMENT

MONTHLY, BI-ANNUAL, ANNUAL COMPARISON

FEBRUARY 2025

Attachment D

Crimes

Monthly

System-Wide	Feb-25	Feb-24	% Change
Crimes Against Persons	151	166	-9.04%
Crimes Against Property	77	56	37.50%
Crimes Against Society	244	274	-10.95%
Total	472	496	-4.84%

Six Months

System-Wide	Sep-24-Feb-25	Sep-23-Feb-24	% Change
Crimes Against Persons	953	1,075	-11.35%
Crimes Against Property	483	347	39.19%
Crimes Against Society	2,406	1,900	26.63%
Total	3,842	3,322	15.65%

Annual

System-Wide	Mar-24-Feb-25	Mar-23-Feb-24	% Change
Crimes Against Persons	2,017	2,186	-7.73%
Crimes Against Property	852	742	14.82%
Crimes Against Society	5,882	2,917	101.65%
Total	8,751	5,845	49.72%

Average Emergency Response Times

Monthly

Feb-25	Feb-24	% Change
4.04	4.77	-15.30%

Six Months

Sep-24-Feb-25	Sep-23-Feb-24	% Change
3.61	5.46	-33.84%

Annual

Mar-24-Feb-25	Mar-23-Feb-24	% Change
4.75	5.42	-12.34%

Bus Operator Assaults

Monthly

Feb-25	Feb-24	% Change
7	12	-41.67%

Six Months

Sep-24-Feb-25	Sep-23-Feb-24	% Change
46	89	-48.31%

Annual

Mar-24-Feb-25	Mar-23-Feb-24	% Change
133	180	-26.11%

Ridership

Monthly

Feb-25	Feb-24	% Change
24,028,584	23,031,303	4.33%

Six Months

Sep-24-Feb-25	Sep-23-Feb-24	% Change
156,309,395	145,960,296	7.09%

Annual

Mar-24-Feb-25	Mar-23-Feb-24	% Change
313,284,858	290,275,227	7.93%



Metro

SYSTEM SECURITY & LAW ENFORCEMENT

MONTHLY, BI-ANNUAL, ANNUAL COMPARISON

FEBRUARY 2025

Attachment D

