

Frontline Safety – Additional Data (August 2025)

Operator Safety

Figures A and B provide context on operator assaults in August compared to prior months and years. Figures C and D illustrate the methods and reasons for assaults, respectively.

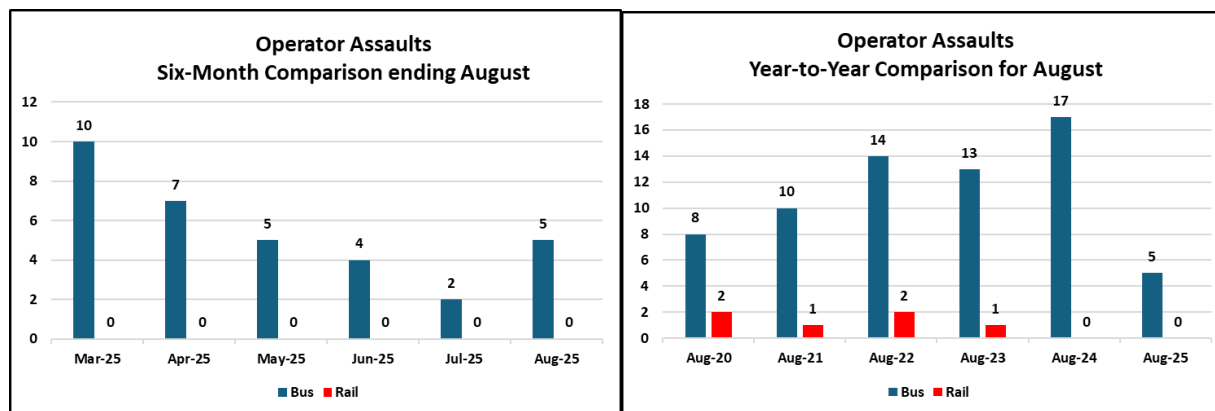


Figure A (Left) and Figure B (Right)

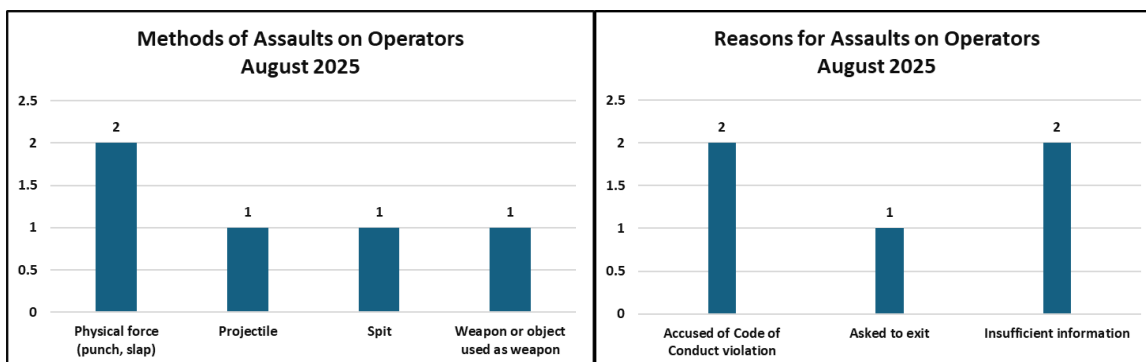


Figure C (Left) and Figure D (Right)

For more details on each report of an operator assault, see the next page.

**Operator Assaults
August 2025**

| Date | Time | Line | Bus | Intersection/City | Narrative | Barrier | Reason | Method | Transported to Hospital? |
|-----------|-------|------|------|----------------------------------|---|--------------------------|--------------------------------------|---------------------------------|--------------------------|
| 8/1/2025 | 16:30 | 40 | 2003 | MLK Blvd & Roxton Ave. | Suspect leaned against the barrier door and spat thru a gap in the enclosure, hitting the operator in the face. | Barrier present - closed | Insufficient information | Spit | No |
| 8/1/2025 | 19:15 | 164 | 1598 | Victory Blvd & Randi Ave. | Female juvenile threw a alcoholic beverage at victim's ankle and sprayed the victim with pepper spray. | Outside of operator area | Accused of Code of Conduct violation | Projectile | Yes |
| 8/5/2025 | 4:00 | 40 | 1986 | 1521 Kingsdale Av, Redondo Beach | Operator was outside of the bus when the suspect punched bus operator after bus operator told suspect he could not board the bus. | Outside of operator area | Asked to exit | Physical force (punch, slap) | No |
| 8/5/2025 | 18:20 | 108 | 5989 | W. Slauson & Crenshaw Blvd. | Suspect attempted to break into the operator barrier and stab victim with a screwdriver. Suspect exited the bus and vandalized bus. | Barrier present - closed | Insufficient information | Weapon or object used as weapon | No |
| 8/31/2025 | 21:30 | 460 | 5677 | 12901 Hoxie Av, Norwalk | Suspect arrested for head-butting bus operator when bus operator asked suspect to stop disturbing bus patrons. | Outside of operator area | Accused of Code of Conduct violation | Physical force (punch, slap) | Yes |

Assaults per Vehicle Revenue Mile

The Federal Transit Administration (FTA)'s National Transit Database (NTD) added an assaults per vehicle revenue mile (VRM) requirement as part of the reporting of assaults on transit workers from transportation agencies. While transit agencies are required to report this metric annually to the NTD, this report will provide a monthly update, showing the most recent 12-month rolling average. Due to Metro's vast service area (measured in Vehicle Revenue Miles), the metric is normalized by 100,000 miles.

The rolling yearly average rate of assaults on transit workers (including rail, bus, and other frontline workers) per 100,000 vehicle revenue miles in August 2025 was 0.95 compared to 0.98 in July 2025. This means that over the last 12 months ending August 2025, there was an average of 0.95 assaults per 100,000 revenue miles, a 3.0% decrease compared to the 12 months ending July 2025.

Other Frontline Staff Safety

Figures E and F illustrate assault methods and reasons, respectively.

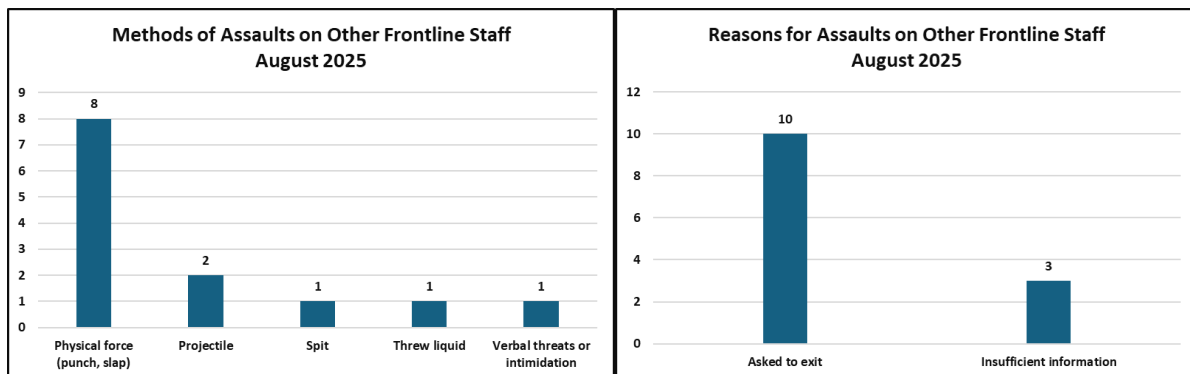


Figure E (Left) and Figure F (Right)