

MONTHLY, BI-ANNUAL, ANNUAL COMPARISON

NOVEMBER 2020

Attachment D

**Crimes**

Monthly	System-Wide	Nov-19	Nov-20	% Change
	Crimes Against Persons	119	98	-17.65%
	Crimes Against Property	66	44	-33.33%
	Crimes Against Society	42	21	-50.00%
	Total	227	163	-28.19%

Six Months	System-Wide	Jun-Nov 19	Jun-Nov 20	% Change
	Crimes Against Persons	787	659	-16.26%
	Crimes Against Property	469	313	-33.26%
	Crimes Against Society	217	96	-55.76%
	Total	1,473	1,068	-27.49%

Annual	System-Wide	Dec-18-Nov-19	Dec-19-Nov-20	% Change
	Crimes Against Persons	1,576	1,328	-15.74%
	Crimes Against Property	1,020	693	-32.06%
	Crimes Against Society	361	231	-36.01%
	Total	2,957	2,252	-23.84%

**Average Emergency Response Times (in minutes)**

Monthly	Nov-19	Nov-20	Change in Seconds	*% Change
	4:14	4:18	4	1.57%

Six Months	Jun-Nov 19	Jun-Nov 20	Change in Seconds	*% Change
	5:00	4:54	-6	-2.00%

Annual	Dec-18-Nov-19	Dec-19-Nov-20	Change in Seconds	*% Change
	5:01	4:34	-27	-8.97%

*\*time calculations and variations are based in seconds*

**Bus Operator Assaults**

Monthly	Nov-19	Nov-20	% Change
	6	5	-16.67%

Six Months	Jun-Nov 19	Jun-Nov 20	% Change
	39	40	2.56%

Annual	Dec-18-Nov-19	Dec-19-Nov-20	% Change
	87	81	-6.90%

**Fare Compliance**

Monthly		Nov-19	Nov-20	% Change
	Green Checks	21,289	1,017	-95.22%
	Yellow Checks	12,180	308	-97.47%
	Red Checks	6,219	8	-99.87%
	Total	39,688	1,333	-96.64%

Six Months		Jun-Nov 19	Jun-Nov 20	% Change
	Green Checks	171,274	6,642	-96.12%
	Yellow Checks	72,366	2,865	-96.04%
	Red Checks	41,339	84	-99.80%
	Total	284,979	9,591	-96.63%

Annual		Dec-18-Nov-19	Dec-19-Nov-20	% Change
	Green Checks	630,855	94,031	-85.09%
	Yellow Checks	185,836	26,040	-85.99%
	Red Checks	96,071	18,420	-80.83%
	Total	912,762	138,491	-84.83%

**Ridership**

Monthly	Nov-19	Nov-20	% Change
	29,481,960	17,575,476	-40.39%

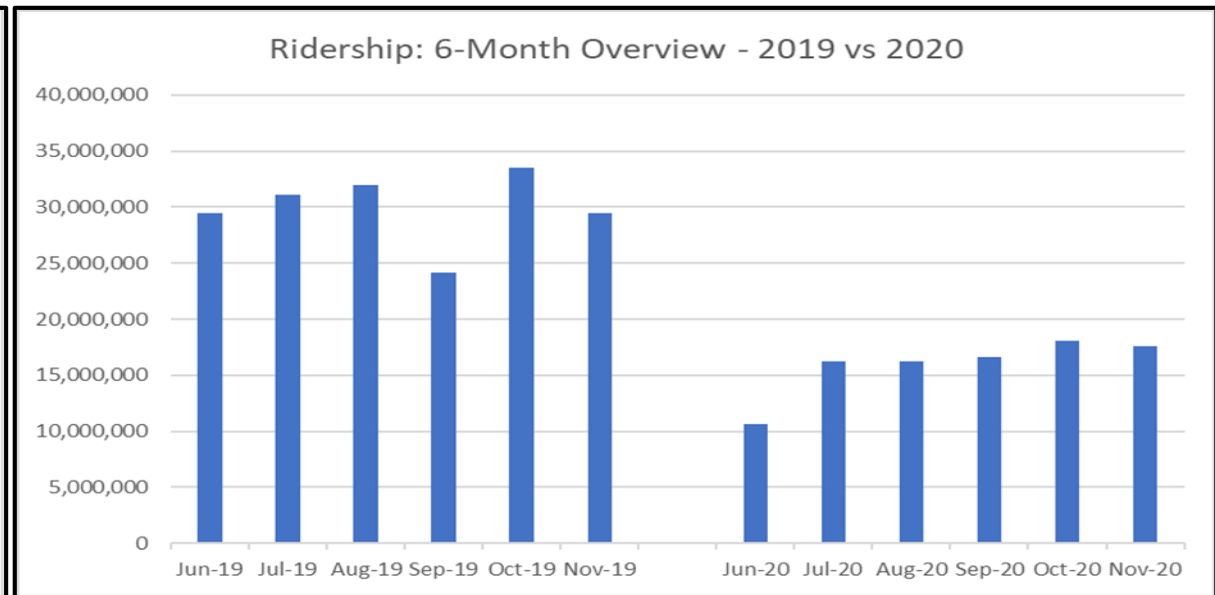
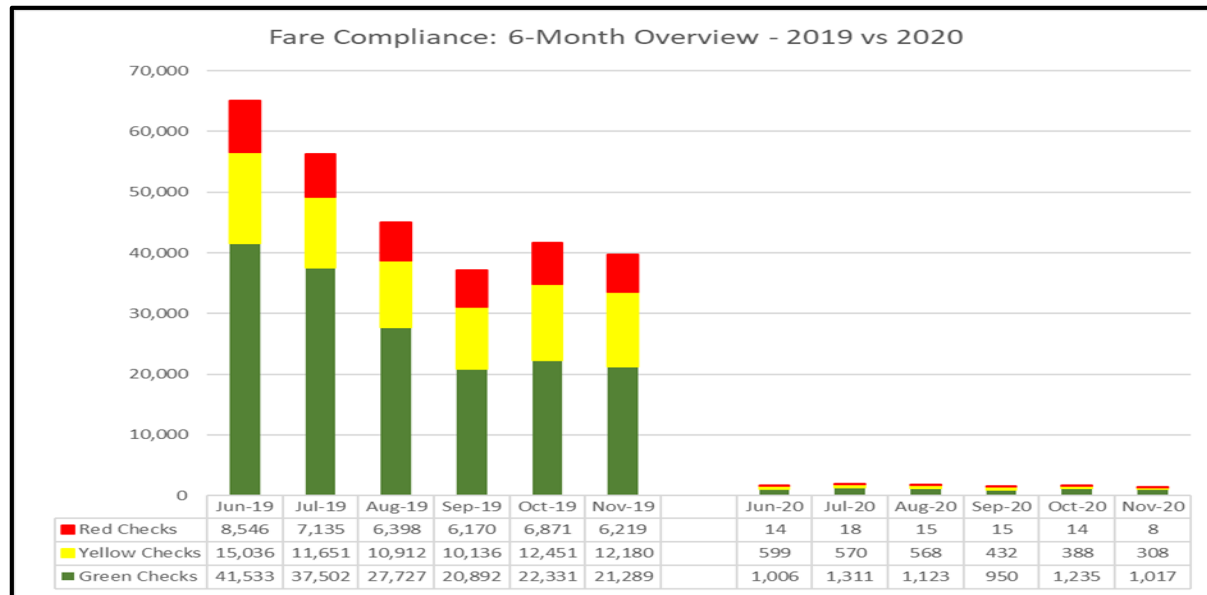
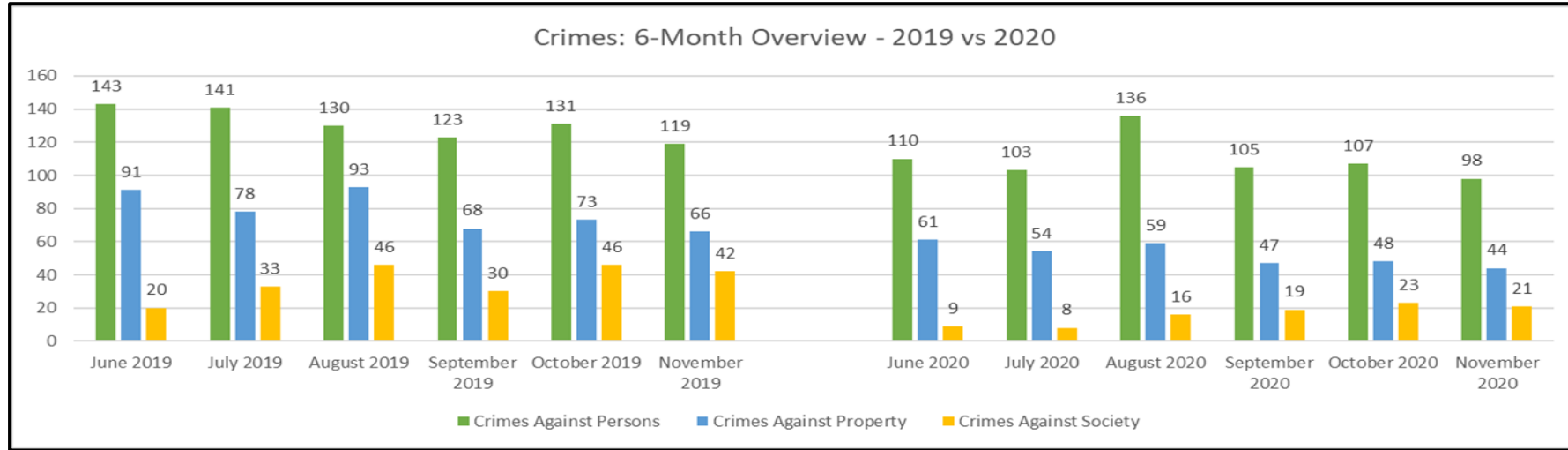
Six Months	Jun-Nov 19	Jun-Nov 20	% Change
	179,548,542	99,021,984	-44.85%

Annual	Dec-18-Nov-19	Dec-19-Nov-20	% Change
	364,608,924	231,026,801	-36.64%

# MONTHLY, BI-ANNUAL, ANNUAL COMPARISON

## NOVEMBER 2020

Attachment D



**MONTHLY, BI-ANNUAL, ANNUAL COMPARISON**

**DECEMBER 2020**

Attachment D

**Crimes**

Monthly	System-Wide	Dec-19	Dec-20	% Change
	Crimes Against Persons	121	89	-26.45%
	Crimes Against Property	68	54	-20.59%
	Crimes Against Society	48	16	-66.67%
	Total	237	159	-32.91%

Six Months	System-Wide	Jul-Dec-19	Jul-Dec-20	% Change
	Crimes Against Persons	765	638	-16.60%
	Crimes Against Property	446	306	-31.39%
	Crimes Against Society	245	103	-57.96%
	Total	1,456	1,047	-28.09%

Annual	System-Wide	Jan-19-Dec-19	Jan-20-Dec-20	% Change
	Crimes Against Persons	1,598	1,296	-18.90%
	Crimes Against Property	995	679	-31.76%
	Crimes Against Society	391	199	-49.10%
	Total	2,984	2,174	-27.14%

**Average Emergency Response Times (in minutes)**

Monthly	Dec-19	Dec-20	Change in Seconds	% Change
	4:08	5:01	53	21.37%

Six Months	Jul-Dec-19	Jul-Dec-20	Change in Seconds	% Change
	4:51	4:50	-1	-0.34%

Annual	Jan-19-Dec-19	Jan-20-Dec-20	Change in Seconds	% Change
	4:57	4:38	-19	-6.40%

*\*time calculations and variations are based in seconds*

**Bus Operator Assaults**

Monthly	Dec-19	Dec-20	% Change
	12	8	-33.33%

Six Months	Jul-Dec-19	Jul-Dec-20	% Change
	45	38	-15.56%

Annual	Jan-19-Dec-19	Jan-20-Dec-20	% Change
	94	77	-18.09%

**Fare Compliance**

Monthly		Dec-19	Dec-20	% Change
	Green Checks	15,019	1,013	-93.26%
	Yellow Checks	6,227	382	-93.87%
	Red Checks	5,076	13	-99.74%
	Total	26,322	1,408	-94.65%

Six Months		Jul-Dec-19	Jul-Dec-20	% Change
	Green Checks	144,760	6,649	-95.41%
	Yellow Checks	63,557	2,648	-95.83%
	Red Checks	37,869	83	-99.78%
	Total	246,186	9,380	-96.19%

Annual		Jan-19-Dec-19	Jan-20-Dec-20	% Change
	Green Checks	515,761	80,025	-84.48%
	Yellow Checks	156,925	20,195	-87.13%
	Red Checks	86,078	13,357	-84.48%
	Total	758,764	113,577	-85.03%

**Ridership**

Monthly	Dec-19	Dec-20	% Change
	29,022,592	TBD	N/A

*\*December 2020 ridership data is currently unavailable*

Six Months	Jul-Dec-19	Jul-Dec-20	% Change
	179,132,644	84,685,078	-52.72%

Annual	Jan-19-Dec-19	Jan-20-Dec-20	% Change
	363,594,011	202,004,209	-44.44%

# MONTHLY, BI-ANNUAL, ANNUAL COMPARISON

DECEMBER 2020

Attachment D

