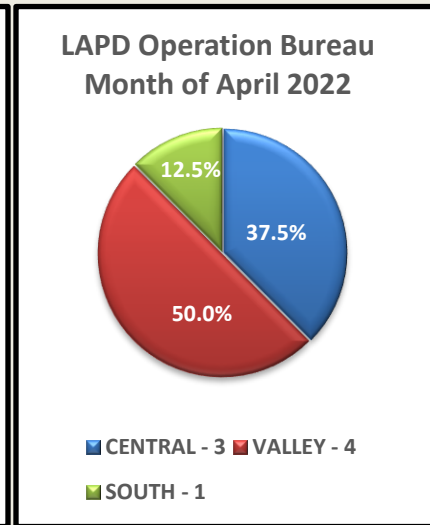
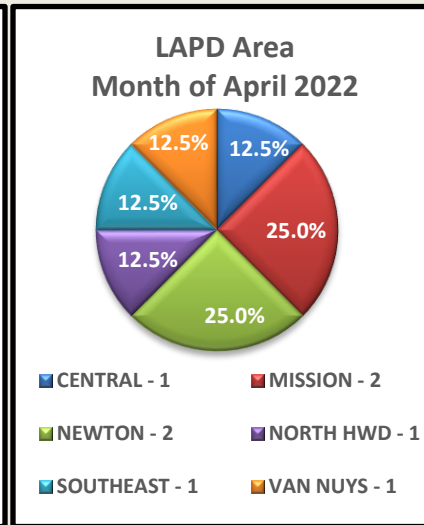
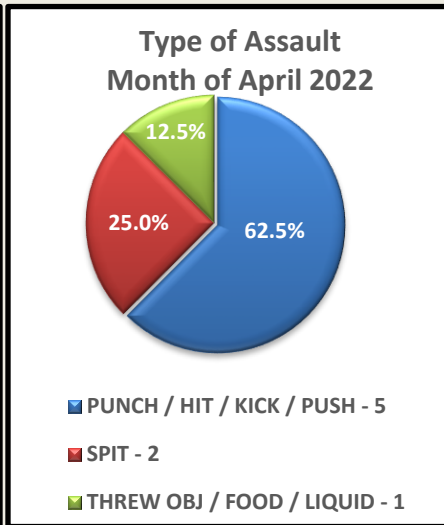
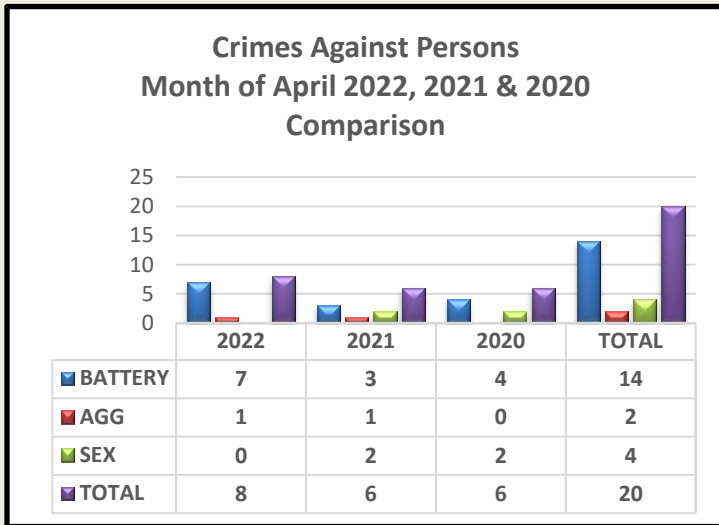




Los Angeles Police Department - Transit Services Division Monthly Bus / Rail Operator Assault Recap Report **APRIL 2022**



DATE & TIME	BUS / RAIL# LOCATION	NARRATIVE	SUSP INFO	TRANSIENT AND / OR MENTALLY DISABLED	BARRIER UTILIZED
04/03/22 @ 1715 HRS	Bus Line # 294 Brand & Arleta	BATTERY Victim advised suspect to wear a mask and an argument ensued. Victim later exited bus to assist a wheelchair passenger enter bus. Suspect approached victim and punched victim multiple times. Suspect then placed victim in a chokehold for 30 seconds. Suspect released victim and sat back down towards the back of the bus. Victim advised he was calling PD. Suspect exited bus and fled location. INJURIES: No visible injuries. NO ARREST	M/W 35 YOA	Unknown	No
04/04/22 @ 0900 HRS	Bus Line # 51 14 th Pl. & San Pedro	BATTERY Victim stopped at location to be relieved by another bus operator. Suspect approached location and accused victim of previously passing him and not stopping at a bus stop. Victim denied suspect's accusations. Suspect approached victim and punched victim's face 2X causing victim to kneel to the pavement. Victim attempted to walk away but suspect continued to follow him. INJURIES: Possibly broken nose, nose bleed and contusion to right eye. Victim was transported to USC Medical Center. NO ARREST	M/B 35 YOA	Unknown	No

Monthly Bus / Rail Operator Assaults Recap Report

April 2022

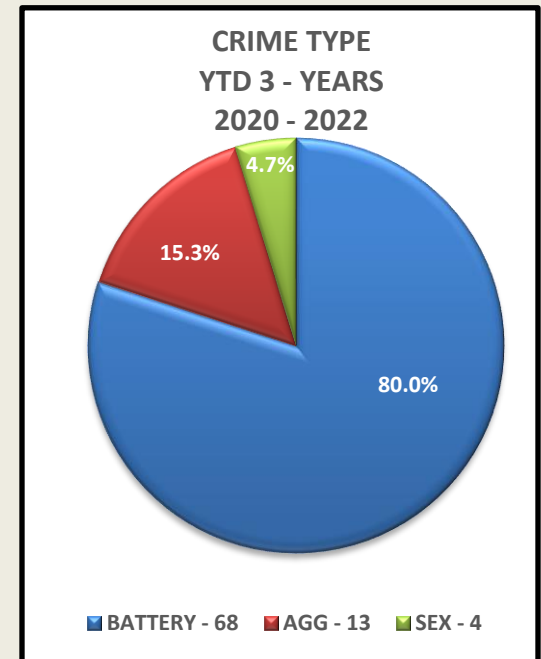
Page 2

DATE & TIME	BUS / RAIL# LOCATION	NARRATIVE	SUSP INFO	TRANSIENT AND / OR MENTALLY DISABLED	BARRIER UTILIZED
04/08/22 @ 1815 HRS	Bus Line # 233 Burbank Bl & Van Nuys Bl.	BATTERY Suspect exited bus, determined he left his backpack on the bus and immediately began to bang on the side of the bus, yelling for victim to stop. Victim stopped bus and suspect entered. Victim stated to suspect that he was interrupting his bus route and an argument ensued. Suspect then reached around the plastic barricade and spat on victim's face. INJURIES: Spit contact into eyes. NO ARREST	M/B, 20 YOA	Unknown	Yes
04/09/22 @ 0445 HRS	Bus Line # 51 14 th St. & San Pedro	BATTERY Suspect was a passenger. Suspect later demanded victim to call PD. Victim called PD. Suspect approached victim and unprovoked jumped over the driver's glass window and entered the top of the bus dashboard. Suspect punched victim's face and body multiple times. Suspect stopped assaulting victim and exited bus. LAPD arrived and arrested suspect. INJURIES: Bruising and redness to both arms, cheek and jaw. PPA ARREST	M/B 48 YOA	Yes / Yes	Yes
04/09/22 @ 1547 HRS	Bus Line # 16 5 th St. & Grand Ave	BATTERY Victim attempted to assist another bus patron exit bus. Suspect approached and attempted to enter bus. Victim advised due to potential lawsuits she is can not allow suspect to enter prior to putting back the handicap lift and to wait. Suspect refused and attempted to enter bus. Victim blocked suspect's entrance and suspect became upset. Suspect then punched victim's thigh. Suspect then exited bus and began throwing water at the bus window. Suspect walked towards and struck the bus window with a bag. Total damage \$2,809. INJURIES: Victim complained of pain on her thigh. NO ARREST	M/B 60 YOA	Unknown	Yes
04/10/22 @ 2250	Bus Line # 233 Arleta & Van Nuys	BATTERY Victim stopped at a designated bus stop. Suspect approached victim and advised her to stop somewhere else. Suspect then became irate, threw an Arizona ice tea can at victim's chest and exited bus. A few minutes later, suspect returned to the bus and took a seat then exited bus and fled location. Victim stated, suspect appeared to be under the influence of alcohol or narcotics due to his behavior and slurred speech. INJURIES: None Visible. NO ARREST	M/H 35 YOA	Unknown	Unknown
04/14/22 @ 1617 HRS	Bus Line # 51 116 th St & Avalon	BATTERY Witness approached victim and asked for directions as victim stood outside bus. Victim told witness to get away from her and waved her hand back and forth to stop witness from coming closer. Suspect approached victim and pushed and punched victim from behind. Suspect later stated victim shoved witness (boyfriend) causing her to react. INJURIES Victim complained of pain to her lower back but refused RA transport. PPA ARREST	F/B 24 YOA	No, No	No Victim outside bus
04/22/22 @ 2120 HRS	Bus Line # 224 Universal Studio / Red Line Busway	Suspect approached victim and unprovoked spat on victim's face. Victim entered restroom to wash his face. Victim exited restroom and suspect spat on victim a 2 nd time. INJURIES: Spit contact on face. PPA ARREST	M/B 43 YOA	Transient	No Victim outside bus

3 Year YTD ending March 2022, Type of Assault & Crime Type Statistical Analysis

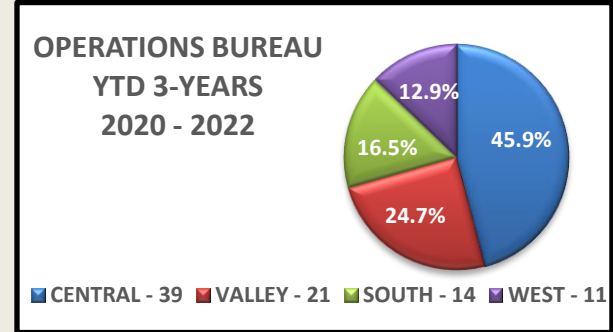
TYPE OF ASSAULT	2022	2021	DIFF	% CHG	2021	2020	DIFF	% CHG	TOTAL	% of 3-YEAR TOTAL
PUNCH / HIT / KICK / PUSH	18	9	9	100.0%	9	10	-1	-10.0%	37	43.0%
SPIT	11	6	5	83.3%	6	11	-5	-45.5%	28	32.9%
THREW OBJ / FOOD / LIQUID	3	3	0	0.0%	3	4	-1	-25.0%	10	11.8%
BRANDISH / GUN / KNIFE / WEAPON	0	5	-4	-100.0%	5	0	5	N/C	6	5.9%
SEX	0	2	-2	-100.0%	2	2	0	0.0%	4	4.7%
PEPPER SPRAYED / UNKN SPRAY	0	1	-1	-100.0%	1	0	1	N/C	1	1.2%
TOTAL	32	26	7	26.9%	26	27	-1	-3.7%	85	100.0%

CRIME TYPE	2022	2021	DIFF	% CHG	2021	2020	DIFF	% CHG	TOTAL	% of 3-YEAR TOTAL
BATTERY	30	14	16	114.3%	14	24	-10	-41.7%	68	80.0%
AGG	2	10	-7	-80.0%	10	1	9	900.0%	13	15.3%
SEX	0	2	-2	-100.0%	2	2	0	0.0%	4	4.7%
TOTAL	32	26	7	26.9%	26	27	-1	-3.7%	85	100.0%



3 Year YTD ending March 2022, Bureau & Area Statistical Analysis

BUREAU	2022	2021	DIFF	% CHG	2021	2020	DIFF	% CHG	TOTAL	% of 3 - YEAR TOTAL
CENTRAL	16	13	3	23.1%	13	10	3	30.0%	39	45.9%
VALLEY	8	8	0	0.0%	8	5	3	60.0%	21	24.7%
SOUTH	3	3	0	0.0%	3	8	-5	-62.5%	14	16.5%
WEST	5	2	3	150.0%	2	4	-2	-50.0%	11	12.9%
TOTAL	32	26	6	23.1%	26	27	-1	-3.7%	85	100.0%



AREA	2022	2021	DIFF	% CHG	2021	2020	DIFF	% CHG	TOTAL	% of 3-YEAR TOTAL
CENTRAL	3	8	-5	26.9%	8	6	2	26.9%	17	20.0%
NEWTON	6	0	6	N/C	0	2	-2	N/C	8	9.4%
77TH ST	1	2	-1	N/C	2	4	-2	N/C	7	8.2%
NORTHEAST	5	1	4	N/C	1	1	0	N/C	7	8.2%
OLYMPIC	3	0	3	N/C	0	3	-3	N/C	6	7.1%
DEVONSHIRE	1	2	-1	N/C	2	1	1	N/C	4	4.7%
HOLLENBECK	1	2	-1	0.0%	2	1	1	0.0%	4	4.7%
FOOTHILL	1	1	0	-62.5%	1	1	0	-62.5%	3	3.5%
TOPANGA	1	2	-1	N/C	2	0	2	N/C	3	3.5%
RAMPART	1	2	-1	-50.0%	2	0	2	-50.0%	3	3.5%
SOUTHEAST	2	0	2	400.0%	0	1	-1	400.0%	3	3.5%
HOLLYWOOD	2	0	2	N/C	0	1	-1	N/C	3	3.5%
VAN NUYS	1	2	-1	-50.0%	2	0	2	-50.0%	3	3.5%
MISSION	2	0	2	-50.0%	0	1	-1	-50.0%	3	3.5%
NORTH HWD	1	1	0	0.0%	1	1	0	0.0%	3	3.5%
WILSHIRE	0	2	-2	-50.0%	2	0	2	-50.0%	2	2.4%
WEST VALLEY	1	0	1	-50.0%	0	1	-1	-50.0%	2	2.4%
HARBOR	0	1	-1	N/C	1	1	0	N/C	2	2.4%
SOUTHWEST	0	0	0	N/C	0	2	-2	N/C	2	2.4%
TOTAL	32	26	6	-50.0%	26	27	-1	-50.0%	85	100.0%

Monthly Bus / Rail Operator Assault Recap Report
 March 2022
 Page 5

3 Year to Date Victim Demographic - Statistical Analysis

YEAR	MALE						FEMALE					TOTAL	% of 3-YEAR TOTAL
	H	B	A	W	O	TOTAL	B	H	W	O	TOTAL		
2022	13	5	1	0	1	20	7	5	0	0	12	32	37.6%
2021	11	2	0	1	0	14	6	5	1	0	12	26	30.6%
2020	9	4	2	1	1	17	4	5	0	1	10	27	31.8%
TOTAL	33	11	3	2	2	51	17	15	1	1	34	85	100.0%
% of 3-YEAR TOTAL	38.8%	12.9%	3.5%	2.4%	2.4%	60.0%	20.0%	17.6%	1.2%	1.2%	40.0%	100.0%	

3 Year to Date Suspect Demographics - Statistical Analysis

YEAR	MALE						FEMALE					TOTAL	% of 3-YEAR TOTAL
	B	H	W	A	O	TOTAL	B	W	A	O	TOTAL		
2022	10	11	5	0	0	26	4	1	1	1	7	33	38.8%
2021	9	6	4	1	1	21	1	0	0	0	1	22	25.9%
2020	19	3	0	1	1	24	5	1	0	0	6	30	35.3%
TOTAL	38	20	9	2	2	71	10	2	1	1	14	85	100.0%
% of 3-YEAR TOTAL	44.7%	23.5%	10.6%	2.4%	2.4%	83.5%	11.8%	2.4%	1.2%	1.2%	16.5%	100.0%	



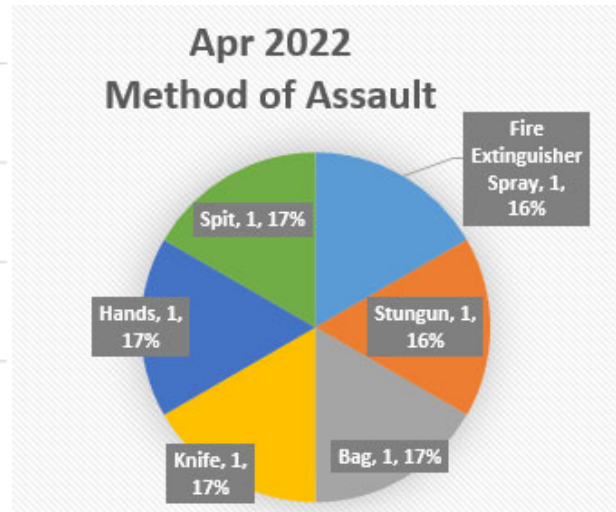
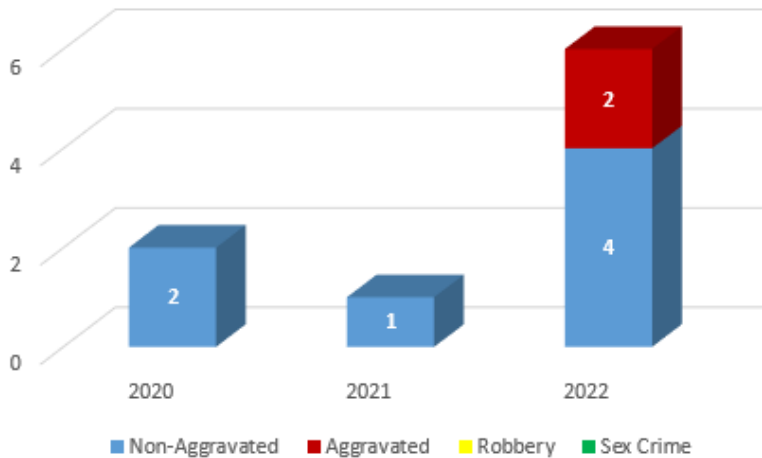
Monthly Bus/Rail Operator Assault Report



April 2022

April Bus/Rail Operator Assaults

Apr 2020 - 2022 Assaults



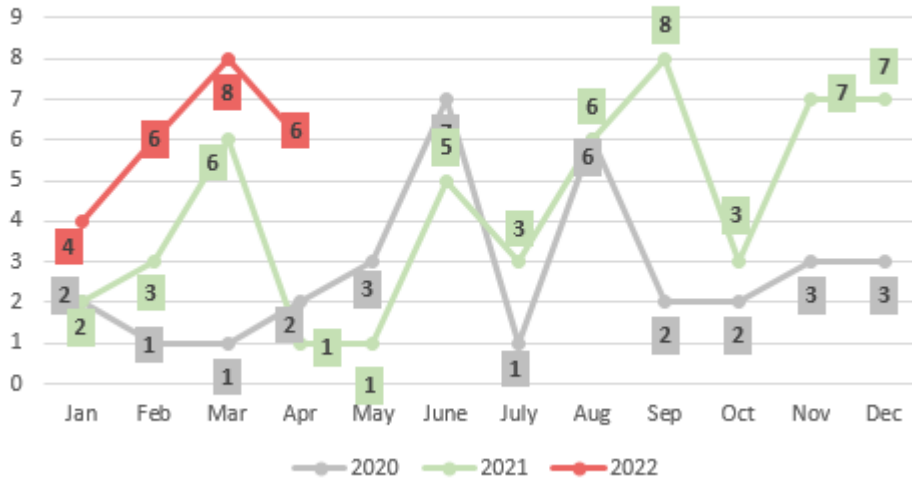
In April, there were four non-aggravated assaults with one arrest, and two aggravated assaults with two arrests.

Date	Time	Line	Bus #	Narrative	Barrier
4/1/2022	19:00	L207	9508	Los Angeles 4/1 1900hrs Sus MB/30yrs spat on bus op over drinking alcohol	Yes
4/4/2022	21:00	L204	8791	Los Angeles 4/4 2100hrs Sus MH/50s hit bus op with a bag because bus going out of service	Yes
4/6/2022	14:48	L60	1514	Long Beach 4/6 1448hrs Sus MB/37yrs arrested for stabbing bus op on neck for no reason	N/A (o)
4/9/2022	10:25	L18	3936	East LA 4/9 1025hrs Sus MH/24yrs arrested for threatening bus op with stun gun for passing him up	Yes
4/23/2022	20:37	L60	4057	Southgate 4/23 2037hrs Sus possibly mentally ill MH/40 sprayed bus op w/fire extinguisher for no reason	Yes
4/26/2022	23:48	L260	1817	Artesia busway 4/26 2348hrs Sus transient possible mental illness MB/40yrs grabbed bus op and-fought with security guards	Yes

*B (NU): Barrier installed, not used; N/A (o): Not applicable, assault occurred outside of barrier

Year to Date Assaults

Year To Date by Month



YTD Operator Assaults
YTD 2020 - 6
YTD 2021- 12
YTD 2022 - 24

Solve Rate

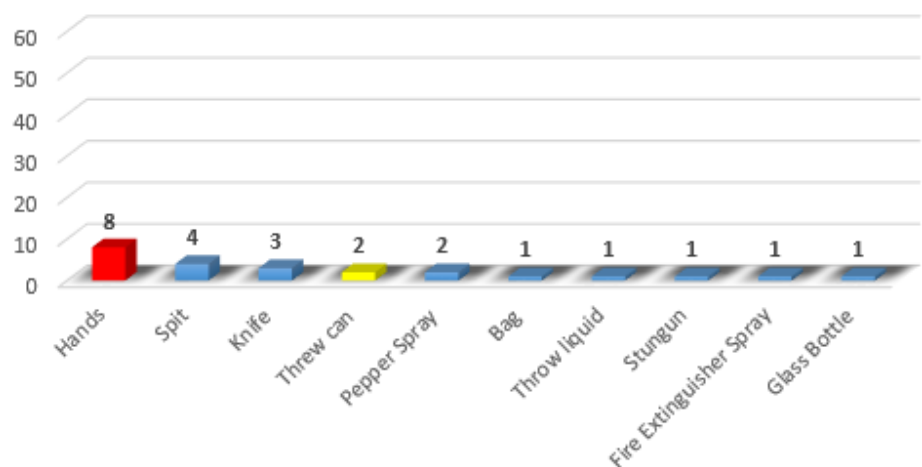
Type	Unsolved	Solved	Total	% Solved
Aggravated Assault	5	4	9	44.4%
Non-Aggravated Assault	9	6	15	40.0%
Robbery			0	#DIV/0!
Sex Crime			0	#DIV/0!
Total	14	10	24	41.7%

42% of assaults have been solved. The most frequent method of assault has been using hands.

Top Reasons for Assault

Reason	Count
No Reason	5
Other	5
Mentally ill	3
Disorderly	3
Fare	2
Policy/drink	1
Out of service	1
Other/Vehicle accident	1
Mask/Fare	1
Passenger Pass Up	1
Policy/Food	1
Grand Total	24

Year to Date: Method of Assault



Year to Date Assaults CONTINUED

Bus/Rail Operator Assaults - YTD

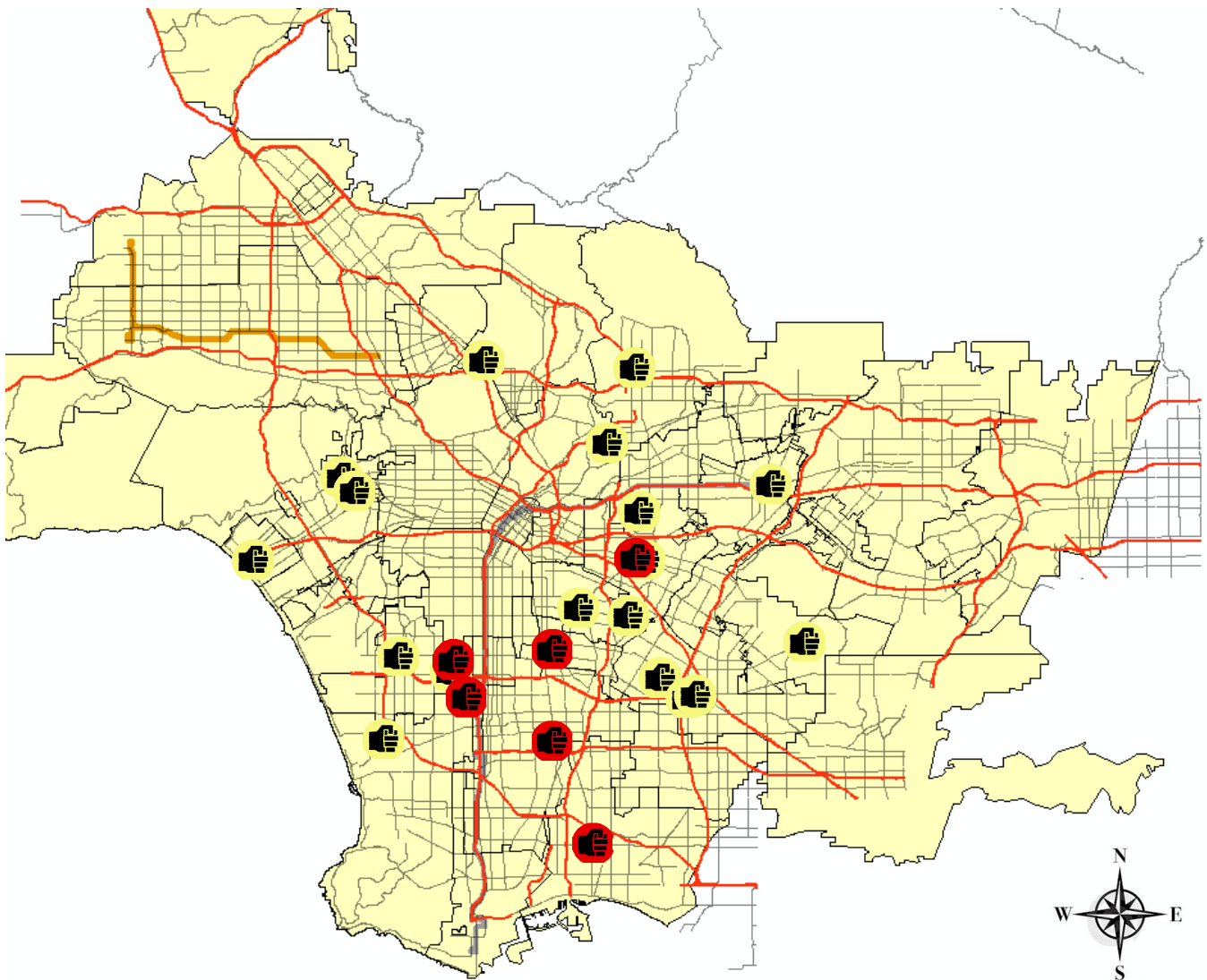


Prior to July 1st 2017, LASD patrolled the entire Metro system.



Barrier/No Barrier	Count
Not reported	0
No Barrier/Monitor	0
Operator assaulted outside barrier	8
Barrier (Not Used)	0
Barrier Used	16
Grand Total	24

Of the 24 incidents reported this year, 6 occurred outside the barrier. In 12 incidents, the barrier was used.

Map of 2022 Bus/Rail Operator Assaults



Bus Operator Assaults

-  April
-  Jan—Mar

Bus Sector and Line Statistics - YTD

Sector	Count
South Bus Gateway	10
South Bus Southbay	5
North Bus San Gabriel	3
South Bus Westside	2
North Bus San Fernando	1
South Rail Expo	1
South Rail Green	1
North Bus El Monte Terminal	1
Grand Total	24

Line	Count
L207	2
L258	2
L60	2
L18	2
L204	2
L111	2
L266	1
L217	1
C Line	1
L260	1
L-Unk	1
L662	1
L117	1
L120	1
E Line	1
L70	1
L94	1
L287	1
Grand Total	24

