

Frontline Safety – Additional Data (June & July 2025)

| Assaults on Metro Employees & Contractors | | | |
|---|-----------|-----------|-----------|
| Type | May-25 | Jun-25 | Jul-25 |
| Bus Operators | 5 | 4 | 2 |
| Rail Operators | 0 | 0 | 0 |
| Metro Transit Security Officers | 3 | 0 | 0 |
| Contract Security Officers | 10 | 9 | 14 |
| Ambassadors | 5 | 2 | 3 |
| Blue Shirts | 0 | 0 | 0 |
| Custodians | 0 | 1 | 1 |
| Total | 23 | 16 | 20 |

Operator Safety

Figures A and B provide context on operator assaults in June and July compared to prior months and years. Figures C and D illustrate the methods and reasons for assaults, respectively.

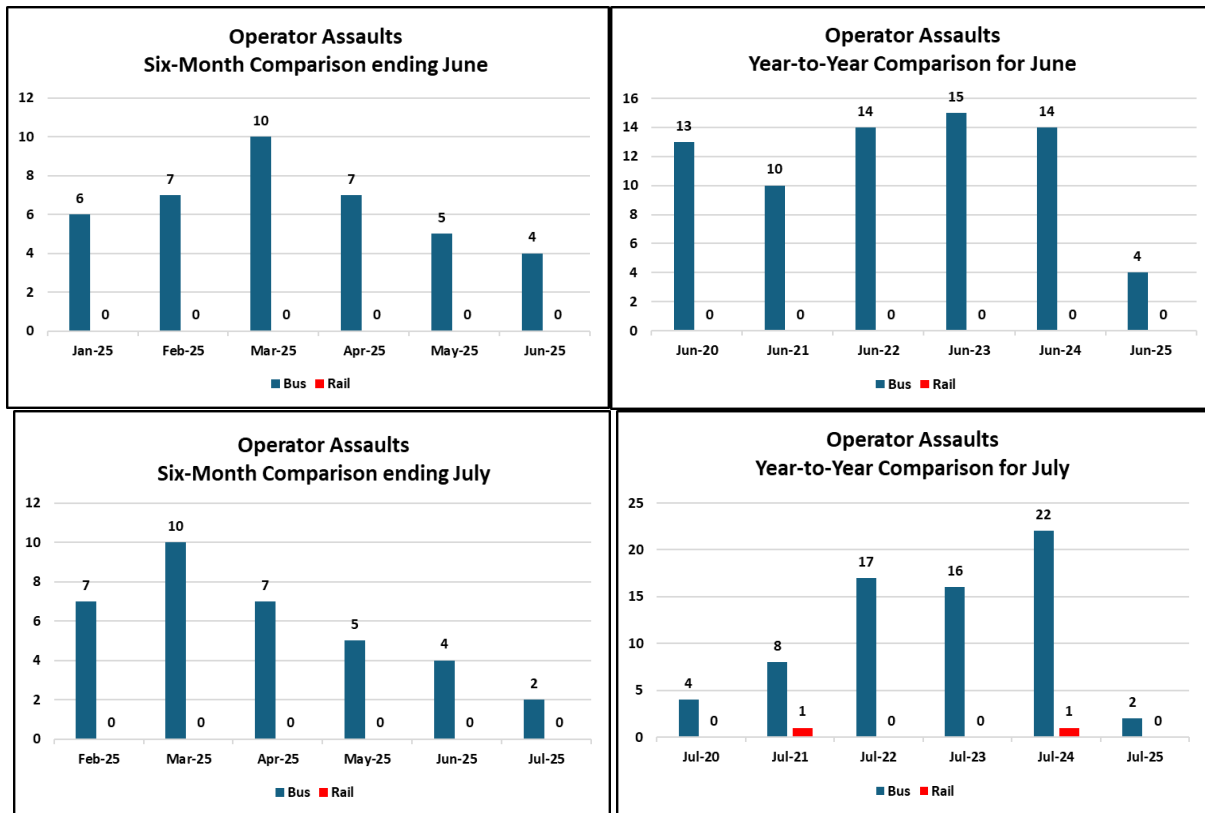


Figure A (Left) and Figure B (Right)

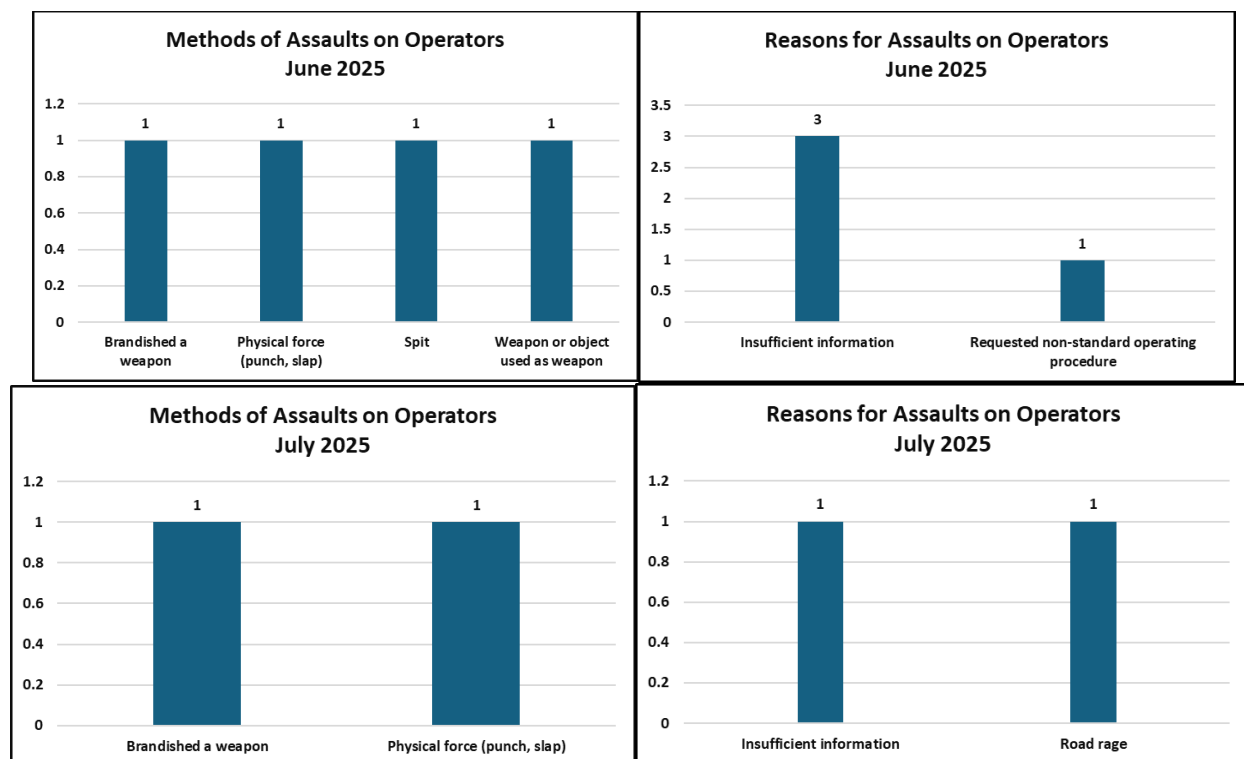


Figure C (Left) and Figure D (Right)

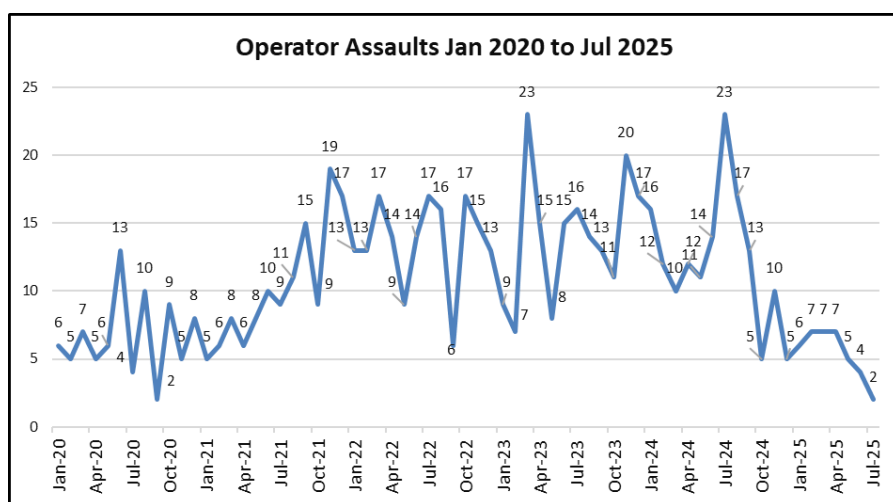


Figure E

For more details on each report of an operator assault, see the next page.

**Operator Assaults
June & July 2025**

| Date | Time | Line | Bus | Intersection/City | Narrative | Barrier | Reason | Method | Transported to Hospital? |
|-----------|-------|------|-------|--|--|--------------------------|--|---------------------------------|--------------------------|
| 6/3/2025 | 9:25 | 207 | 5958 | Western Ave & Exposition Blvd | Suspect un-provoked pepper sprayed the victim. | Barrier present - closed | Insufficient information | Weapon or object used as weapon | No |
| 6/6/2025 | 18:25 | 901 | 19004 | 5391 Lankershim Bl | Suspect punched victim behind the head with fist. | Outside of operator area | Insufficient information | Physical force (punch, slap) | No |
| 6/8/2025 | 20:30 | 207 | 1956 | N Western Ave & Franklin Ave | Suspect and victim argued. Suspect spat at victim. | Barrier present - closed | Insufficient information | Spit | No |
| 6/16/2025 | 12:30 | 206 | 5176 | 89th St & Normandie | Unknown suspect brandished firearm at victim after argument. | Barrier present - closed | Requested non-standard operating procedure | Brandished a weapon | No |
| 7/17/2025 | 16:30 | 2 | 8354 | South Alvarado St / West Olympic Blvd. | Suspect and victim engaged in mutual combat, after suspect spat on victim. | Barrier present - closed | Road rage | Physical force (punch, slap) | No |
| 7/27/2025 | 03:10 | 20 | 6031 | Wilshire Blvd / South Rimpau Blvd | Suspect brandished a knife and hit the plexiglass barrier with his hand in a threatening manner. | Barrier present - closed | Insufficient information | Brandished a weapon | No |

Assaults per Vehicle Revenue Mile

The Federal Transit Administration (FTA)'s National Transit Database (NTD) added an assaults per vehicle revenue mile (VRM) requirement as part of the reporting of assaults on transit workers from transportation agencies. While transit agencies are required to report this metric annually to the NTD, this report will provide a monthly update, showing the most recent 12-month rolling average. Due to Metro's vast service area (measured in Vehicle Revenue Miles), the metric is normalized by 100,000 miles.

The rolling yearly average rate of assaults on transit workers (including rail, bus, and other frontline workers) per 100,000 vehicle revenue miles in June 2025 was X1.06, compared to 1.07 in May 2025. This means that over the last 12 months ending June 2025, there was an average of 1.06 assaults per 100,000 revenue miles, a 0.6% decrease compared to the 12 months ending May 2025.

For July 2025, the rolling yearly average rate of assaults on transit workers (including rail, bus, and other frontline workers) per 100,000 vehicle revenue miles was 0.98, compared to 1.06 in June 2025. This means that over the last 12 months ending July 2025, there was an average of 0.98 assaults per 100,000 revenue miles, a 7.5% decrease compared to the 12 months ending June 2025.

Other Frontline Staff Safety

Figures E and F illustrate assault methods and reasons, respectively.

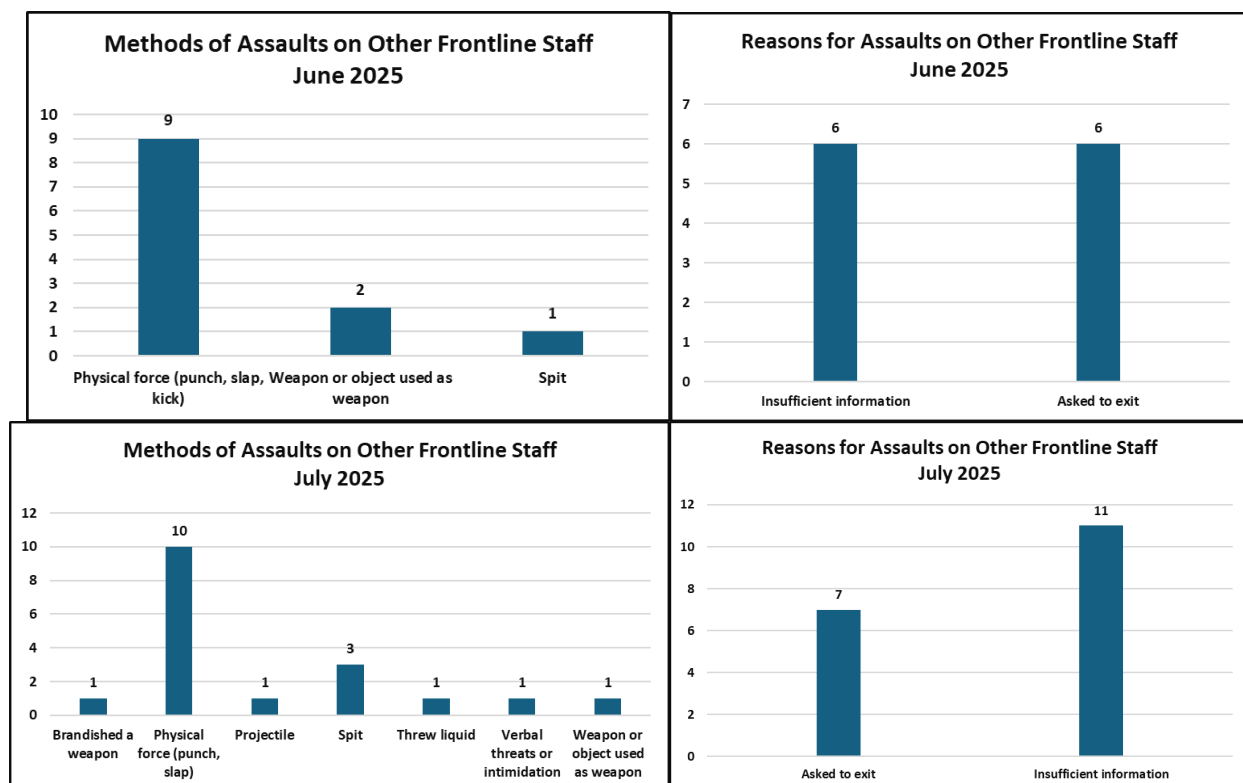


Figure E (Left) and Figure F (Right)