



SYSTEM SECURITY & LAW ENFORCEMENT

Attachment G

Total Crime Summary - March 2025

Total Crimes 5-Year Trend Year-to-Date - Systemwide

	2021	2022	2023	2024	2025
Crimes Against Persons					
Agg Assault	61	111	127	93	106
Agg Assault on Op	6	8	5	7	3
Battery	170	245	273	233	224
Battery on Operator	13	35	34	31	17
Homicide	1	1	1	1	0
Rape	4	2	5	6	0
Robbery	47	87	98	59	72
Sex Offenses	24	21	32	25	38
Subtotal	326	510	575	455	460
Crimes Against Property					
Arson	2	2	0	1	3
Bike Theft	6	13	6	2	1
Burglary	2	5	7	2	3
Larceny	66	138	114	125	131
Motor Vehicle Theft	2	7	13	9	11
Vandalism	75	103	44	26	58
Subtotal	153	268	184	165	207
Crimes Against Society					
Narcotics	46	22	144	212	297
Trespassing	25	25	105	844	531
Weapons	15	8	26	43	60
Subtotal	86	55	275	1,099	888
Total	565	833	1,034	1,719	1,555

Total Crimes 5-Year Trend Year-to-End - Rail

	2021	2022	2023	2024	2025
Crimes Against Persons					
Agg Assault	44	81	95	61	61
Agg Assault on Op	2	0	0	0	0
Battery	121	167	190	150	141
Battery on Operator	1	3	3	0	0
Homicide	1	0	1	0	0
Rape	4	2	5	4	0
Robbery	39	73	77	35	37
Sex Offenses	14	18	16	11	19
Subtotal	226	344	387	261	258
Crimes Against Property					
Arson	2	2	0	1	3
Bike Theft	3	8	1	1	1
Burglary	2	5	7	2	3
Larceny	48	103	83	75	97
Motor Vehicle Theft	2	3	12	4	11
Vandalism	41	75	21	16	30
Subtotal	98	196	124	99	145
Crimes Against Society					
Narcotics	16	13	105	194	263
Trespassing	23	21	101	836	526
Weapons	8	7	18	36	52
Subtotal	47	41	224	1,066	841
Total	371	581	735	1,426	1,244

Total Crimes 5-Year Trend Year-to-Date - Bus

	2021	2022	2023	2024	2025
Crimes Against Persons					
Agg Assault	17	30	32	32	45
Agg Assault on Op	4	8	5	7	3
Battery	49	78	83	83	83
Battery on Operator	12	32	31	31	17
Homicide	0	1	0	1	0
Rape	0	0	0	2	0
Robbery	8	14	21	24	35
Sex Offenses	10	3	16	14	19
Subtotal	100	166	188	194	202
Crimes Against Property					
Arson	0	0	0	0	0
Bike Theft	3	5	5	1	0
Burglary	0	0	0	0	0
Larceny	18	35	31	50	34
Motor Vehicle Theft	0	4	1	5	0
Vandalism	34	28	23	10	28
Subtotal	55	72	60	66	62
Crimes Against Society					
Narcotics	30	9	39	18	34
Trespassing	2	4	4	8	5
Weapons	7	1	8	7	8
Subtotal	39	14	51	33	47
Total	194	252	299	293	311

Total Crimes 5-Year Trend Current Month only - Systemwide

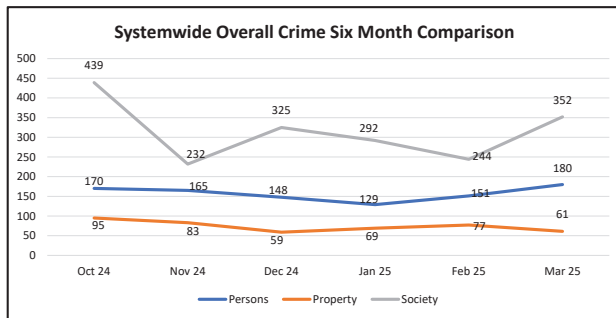
	Mar-21	Mar-22	Mar-23	Mar-24	Mar-25
Crimes Against Persons					
Agg Assault	26	51	45	26	54
Agg Assault on Op	3	4	3	2	0
Battery	75	79	89	72	78
Battery on Operator	5	13	20	8	7
Homicide	0	0	0	0	0
Rape	1	1	2	2	0
Robbery	19	33	34	19	25
Sex Offenses	12	9	13	6	16
Subtotal	141	190	206	135	180
Crimes Against Property					
Arson	1	1	0	0	1
Bike Theft	4	7	3	1	0
Burglary	0	1	4	2	0
Larceny	25	56	35	37	36
Motor Vehicle Theft	0	4	4	4	3
Vandalism	28	35	17	7	21
Subtotal	58	104	63	51	61
Crimes Against Society					
Narcotics	18	9	61	93	107
Trespassing	11	10	57	259	219
Weapons	7	0	9	13	26
Subtotal	36	19	127	365	352
Total	235	313	396	551	593

Total Crimes 5-Year Trend Current Month only - Rail

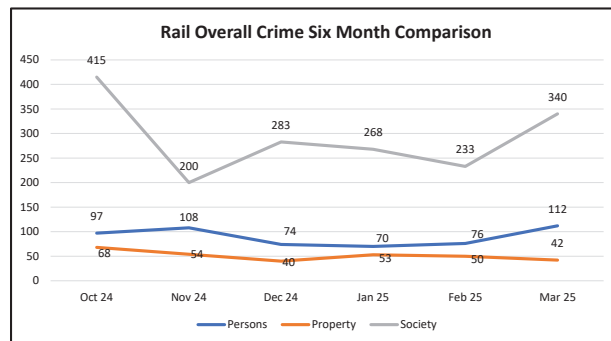
	Mar-21	Mar-22	Mar-23	Mar-24	Mar-25
Crimes Against Persons					
Agg Assault	20	38	32	17	37
Agg Assault on Op	0	0	0	0	0
Battery	51	56	68	53	52
Battery on Operator	0	2	2	0	0
Homicide	0	0	0	0	0
Rape	1	1	2	2	0
Robbery	17	29	25	11	15
Sex Offenses	5	8	5	3	8
Subtotal	94	134	134	86	112
Crimes Against Property					
Arson	1	1	0	0	1
Bike Theft	3	5	0	0	0
Burglary	0	1	4	2	0
Larceny	17	43	24	22	29
Motor Vehicle Theft	0	0	3	2	3
Vandalism	13	24	10	5	9
Subtotal	34	74	41	31	42
Crimes Against Society					
Narcotics	4	6	50	84	97
Trespassing	10	8	56	257	218
Weapons	5	0	7	10	25
Subtotal	19	14	113	351	340
Total	147	222	288	468	494

Total Crimes 5-Year Trend Current Month only - Bus

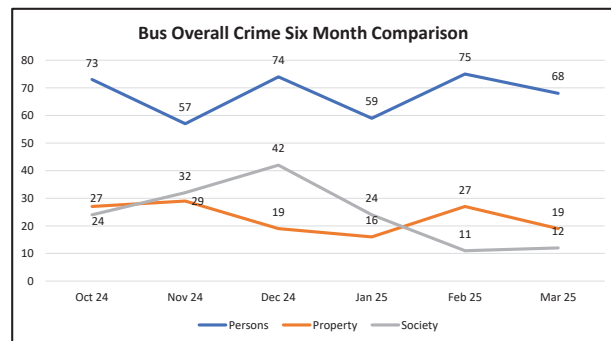
	Mar-21	Mar-22	Mar-23	Mar-24	Mar-25
Crimes Against Persons					
Agg Assault	6	13	13	9	17
Agg Assault on Op	3	4	3	2	0
Battery	24	23	21	19	26
Battery on Operator	5	11	18	8	7
Homicide	0	0	0	0	0
Rape	0	0	0	0	0
Robbery	2	4	9	8	10
Sex Offenses	7	1	8	3	8
Subtotal	47	56	72	49	68
Crimes Against Property					
Arson	0	0	0	0	0
Bike Theft	1	2	3	1	0
Burglary	0	0	0	0	0
Larceny	8	13	11	15	7
Motor Vehicle Theft	0	4	1	2	0
Vandalism	15	11	7	2	12
Subtotal	24	30	22	20	19
Crimes Against Society					
Narcotics	14	3	11	9	10
Trespassing	1	2	1	2	1
Weapons	2	0	2	3	1
Subtotal	17	5	14	14	12
Total	88	91	108	83	99



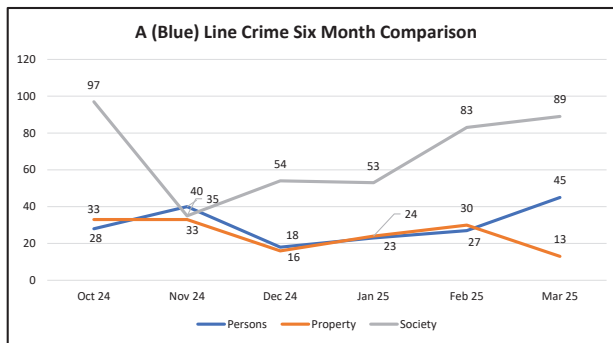
Systemwide	Mar 25	Feb 25	% Change
Crimes Against Persons			
Agg Assault	54	28	92.9%
Agg Assault on Op	0	0	0.0%
Battery	78	81	-3.7%
Battery on Operator	7	7	0.0%
Homicide	0	0	0.0%
Rape	0	0	0.0%
Robbery	25	27	-7.4%
Sex Offenses	16	8	100.0%
Subtotal	180	151	19.2%
Crimes Against Property			
Arson	1	0	100.0%
Bike Theft	0	0	0.0%
Burglary	0	2	-100.0%
Larceny	36	49	-26.5%
Motor Vehicle Theft	3	4	-25.0%
Vandalism	21	22	-4.5%
Subtotal	61	77	-20.8%
Crimes Against Society			
Narcotics	107	69	55.1%
Trespassing	219	165	32.7%
Weapons	26	10	160.0%
Subtotal	352	244	44.3%
Total	593	472	25.6%



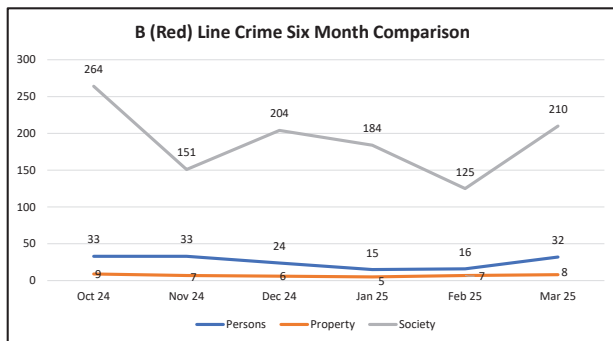
Rail	Mar 25	Feb 25	% Change
Crimes Against Persons			
Agg Assault	37	12	208.3%
Agg Assault on Op	0	0	0.0%
Battery	52	48	8.3%
Battery on Operator	0	0	0.0%
Homicide	0	0	0.0%
Rape	0	0	0.0%
Robbery	15	13	15.4%
Sex Offenses	8	3	166.7%
Subtotal	112	76	47.4%
Crimes Against Property			
Arson	1	0	100.0%
Bike Theft	0	0	0.0%
Burglary	0	2	-100.0%
Larceny	29	34	-14.7%
Motor Vehicle Theft	3	4	-25.0%
Vandalism	9	10	-10.0%
Subtotal	42	50	-16.0%
Crimes Against Society			
Narcotics	97	59	64.4%
Trespassing	218	164	32.9%
Weapons	25	10	150.0%
Subtotal	340	233	45.9%
Total	494	359	37.6%



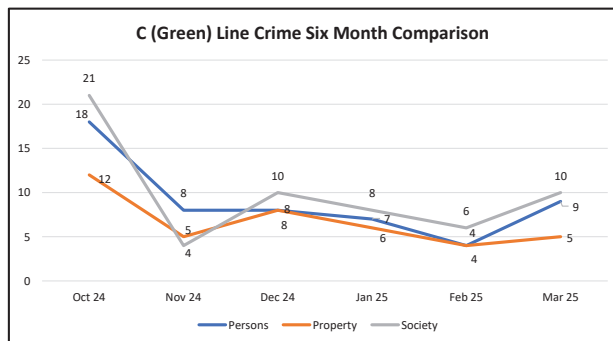
Bus	Mar 25	Feb 25	% Change
Crimes Against Persons			
Agg Assault	17	16	6.3%
Agg Assault on Op	0	0	0.0%
Battery	26	33	-21.2%
Battery on Operator	7	7	0.0%
Homicide	0	0	0.0%
Rape	0	0	0.0%
Robbery	10	14	-28.6%
Sex Offenses	8	5	60.0%
Subtotal	68	75	-9.3%
Crimes Against Property			
Arson	0	0	0.0%
Bike Theft	0	0	0.0%
Burglary	0	0	0.0%
Larceny	7	15	-53.3%
Motor Vehicle Theft	0	0	0.0%
Vandalism	12	12	0.0%
Subtotal	19	27	-29.6%
Crimes Against Society			
Narcotics	10	10	0.0%
Trespassing	1	1	0.0%
Weapons	1	0	100.0%
Subtotal	12	11	9.1%
Total	99	113	-12.4%



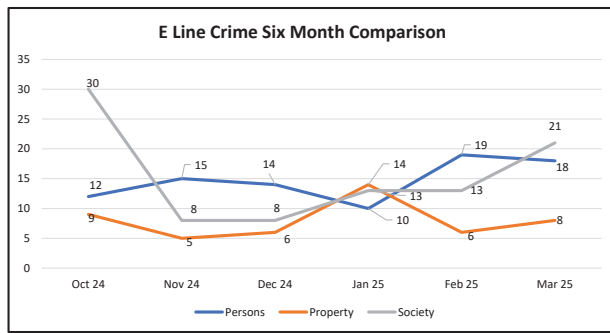
A (Blue) Line	Mar 25	Feb 25	% Change
Crimes Against Persons			
Agg Assault	19	6	216.7%
Agg Assault on Op	0	0	0.0%
Battery	21	18	16.7%
Battery on Operator	0	0	0.0%
Homicide	0	0	0.0%
Rape	0	0	0.0%
Robbery	3	3	0.0%
Sex Offenses	2	0	200.0%
Subtotal	45	27	66.7%
Crimes Against Property			
Arson	0	0	0.0%
Bike Theft	0	0	0.0%
Burglary	0	0	0.0%
Larceny	7	23	-69.6%
Motor Vehicle Theft	2	0	200.0%
Vandalism	4	7	-42.9%
Subtotal	13	30	-56.7%
Crimes Against Society			
Narcotics	18	31	-41.9%
Trespassing	63	48	31.3%
Weapons	8	4	100.0%
Subtotal	89	83	7.2%
Total	147	140	5.0%



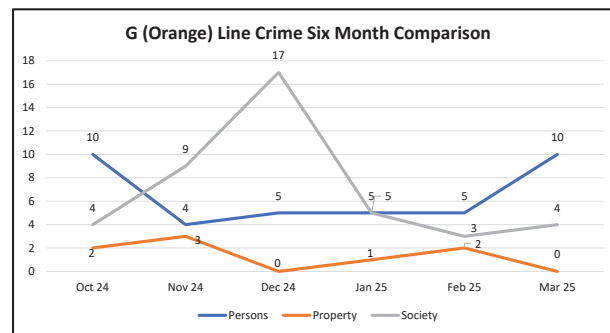
B (Red) Line	Mar 25	Feb 25	% Change
Crimes Against Persons			
Agg Assault	8	3	166.7%
Agg Assault on Op	0	0	0.0%
Battery	14	10	40.0%
Battery on Operator	0	0	0.0%
Homicide	0	0	0.0%
Rape	0	0	0.0%
Robbery	6	3	100.0%
Sex Offenses	4	0	400.0%
Subtotal	32	16	100.0%
Crimes Against Property			
Arson	0	0	0.0%
Bike Theft	0	0	0.0%
Burglary	0	0	0.0%
Larceny	7	6	16.7%
Motor Vehicle Theft	0	0	0.0%
Vandalism	1	1	0.0%
Subtotal	8	7	14.3%
Crimes Against Society			
Narcotics	59	23	156.5%
Trespassing	135	98	37.8%
Weapons	16	4	300.0%
Subtotal	210	125	68.0%
Total	250	148	68.9%



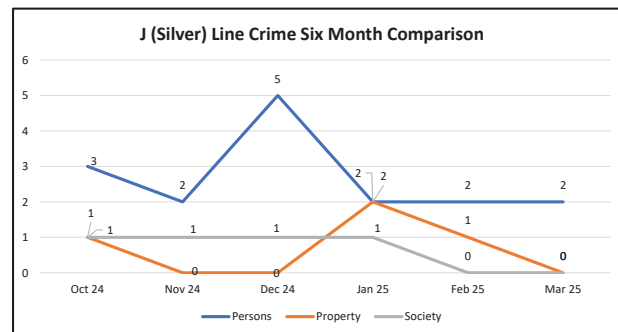
C (Green) Line	Mar 25	Feb 25	% Change
Crimes Against Persons			
Agg Assault	3	0	300.0%
Agg Assault on Op	0	0	0.0%
Battery	1	1	0.0%
Battery on Operator	0	0	0.0%
Homicide	0	0	0.0%
Rape	0	0	0.0%
Robbery	4	2	100.0%
Sex Offenses	1	1	0.0%
Subtotal	9	4	125.0%
Crimes Against Property			
Arson	0	0	0.0%
Bike Theft	0	0	0.0%
Burglary	0	0	0.0%
Larceny	3	0	300.0%
Motor Vehicle Theft	1	4	-75.0%
Vandalism	1	0	100.0%
Subtotal	5	4	25.0%
Crimes Against Society			
Narcotics	6	1	500.0%
Trespassing	4	5	-20.0%
Weapons	0	0	0.0%
Subtotal	10	6	66.7%
Total	24	14	71.4%



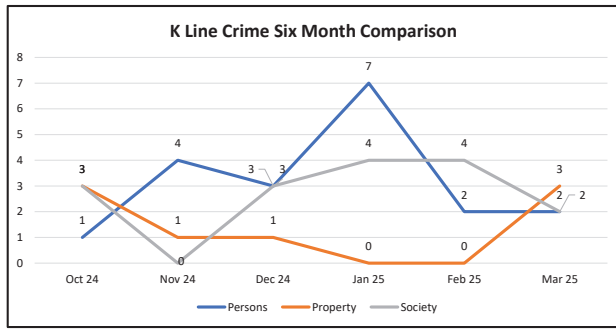
E Line	Mar 25	Feb 25	% Change
Crimes Against Persons			
Agg Assault	5	2	150.0%
Agg Assault on Op	0	0	0.0%
Battery	11	11	0.0%
Battery on Operator	0	0	0.0%
Homicide	0	0	0.0%
Rape	0	0	0.0%
Robbery	2	5	-60.0%
Sex Offenses	0	1	-100.0%
Subtotal	18	19	-5.3%
Crimes Against Property			
Arson	0	0	0.0%
Bike Theft	0	0	0.0%
Burglary	0	2	-100.0%
Larceny	7	2	250.0%
Motor Vehicle Theft	0	0	0.0%
Vandalism	1	2	-50.0%
Subtotal	8	6	33.3%
Crimes Against Society			
Narcotics	6	3	100.0%
Trespassing	14	8	75.0%
Weapons	1	2	-50.0%
Subtotal	21	13	61.5%
Total	47	38	23.7%



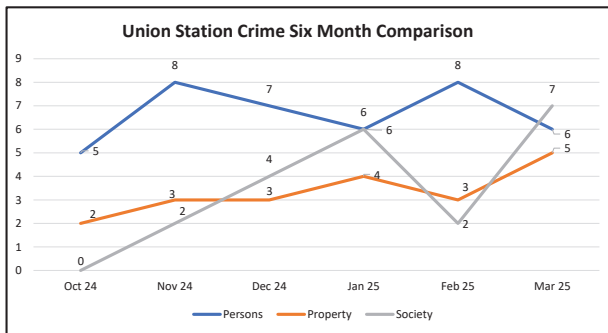
G (Orange) Line	Mar 25	Feb 25	% Change
Crimes Against Persons			
Agg Assault	3	2	50.0%
Agg Assault on Op	0	0	0.0%
Battery	5	1	400.0%
Battery on Operator	0	0	0.0%
Homicide	0	0	0.0%
Rape	0	0	0.0%
Robbery	1	2	-50.0%
Sex Offenses	1	0	100.0%
Subtotal	10	5	100.0%
Crimes Against Property			
Arson	0	0	0.0%
Bike Theft	0	0	0.0%
Burglary	0	0	0.0%
Larceny	0	2	-100.0%
Motor Vehicle Theft	0	0	0.0%
Vandalism	0	0	0.0%
Subtotal	0	2	-100.0%
Crimes Against Society			
Narcotics	3	2	50.0%
Trespassing	0	1	-100.0%
Weapons	1	0	100.0%
Subtotal	4	3	33.3%
Total	14	10	40.0%



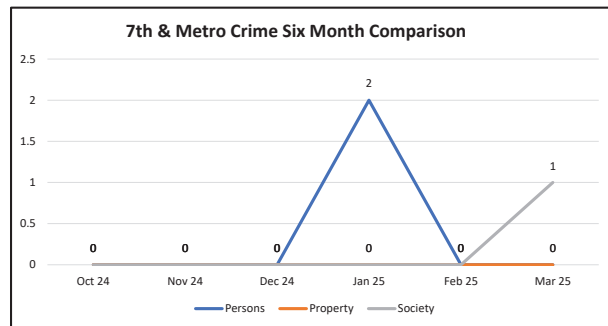
J (Silver) Line	Mar 25	Feb 25	% Change
Crimes Against Persons			
Agg Assault	0	1	-100.0%
Agg Assault on Op	0	0	0.0%
Battery	2	0	200.0%
Battery on Operator	0	0	0.0%
Homicide	0	0	0.0%
Rape	0	0	0.0%
Robbery	0	1	-100.0%
Sex Offenses	0	0	0.0%
Subtotal	2	2	0.0%
Crimes Against Property			
Arson	0	0	0.0%
Bike Theft	0	0	0.0%
Burglary	0	0	0.0%
Larceny	0	1	-100.0%
Motor Vehicle Theft	0	0	0.0%
Vandalism	0	0	0.0%
Subtotal	0	1	-100.0%
Crimes Against Society			
Narcotics	0	0	0.0%
Trespassing	0	0	0.0%
Weapons	0	0	0.0%
Subtotal	0	0	0.0%
Total	2	3	-33.3%



K Line	Mar 25	Feb 25	% Change
Crimes Against Persons			
Agg Assault	1	0	100.0%
Agg Assault on Op	0	0	0.0%
Battery	0	2	-100.0%
Battery on Operator	0	0	0.0%
Homicide	0	0	0.0%
Rape	0	0	0.0%
Robbery	0	0	0.0%
Sex Offenses	1	0	100.0%
Subtotal	2	2	0.0%
Crimes Against Property			
Arson	1	0	100.0%
Bike Theft	0	0	0.0%
Burglary	0	0	0.0%
Larceny	1	0	100.0%
Motor Vehicle Theft	0	0	0.0%
Vandalism	1	0	100.0%
Subtotal	3	0	0.0%
Crimes Against Society			
Narcotics	0	0	0.0%
Trespassing	2	4	-50.0%
Weapons	0	0	0.0%
Subtotal	2	4	-50.0%
Total	7	6	16.7%



Union Station	Mar 25	Feb 25	% Change
Crimes Against Persons			
Agg Assault	1	1	0.0%
Agg Assault on Op	0	0	0.0%
Battery	5	6	-16.7%
Battery on Operator	0	0	0.0%
Homicide	0	0	0.0%
Rape	0	0	0.0%
Robbery	0	0	0.0%
Sex Offenses	0	1	-100.0%
Subtotal	6	8	-25.0%
Crimes Against Property			
Arson	0	0	0.0%
Bike Theft	0	0	0.0%
Burglary	0	0	0.0%
Larceny	4	3	33.3%
Motor Vehicle Theft	0	0	0.0%
Vandalism	1	0	100.0%
Subtotal	5	3	66.7%
Crimes Against Society			
Narcotics	7	1	600.0%
Trespassing	0	1	-100.0%
Weapons	0	0	0.0%
Subtotal	7	2	250.0%
Total	18	13	38.5%



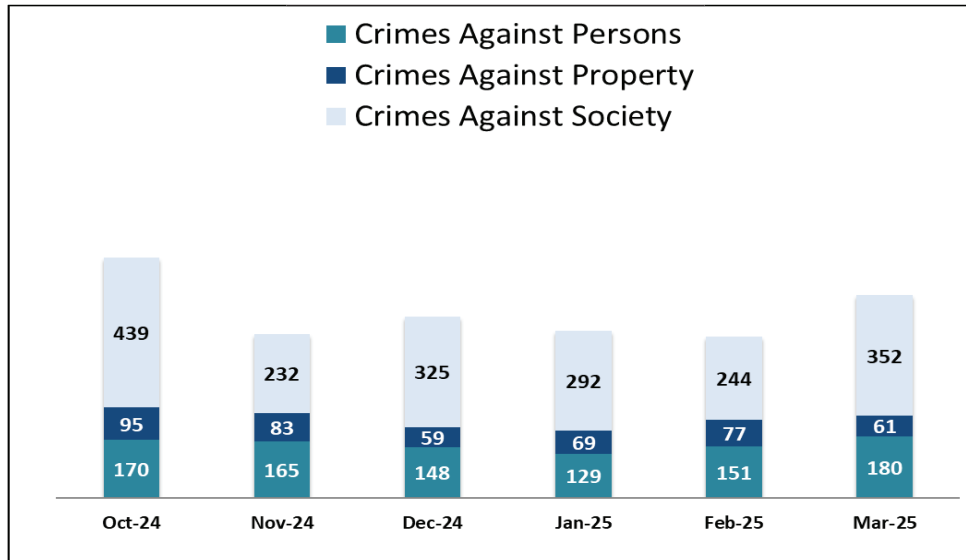
7th & Metro	Mar 25	Feb 25	% Change
Crimes Against Persons			
Agg Assault	0	0	0.0%
Agg Assault on Op	0	0	0.0%
Battery	0	0	0.0%
Battery on Operator	0	0	0.0%
Homicide	0	0	0.0%
Rape	0	0	0.0%
Robbery	0	0	0.0%
Sex Offenses	0	0	0.0%
Subtotal	0	0	0.0%
Crimes Against Property			
Arson	0	0	0.0%
Bike Theft	0	0	0.0%
Burglary	0	0	0.0%
Larceny	0	0	0.0%
Motor Vehicle Theft	0	0	0.0%
Vandalism	0	0	0.0%
Subtotal	0	0	0.0%
Crimes Against Society			
Narcotics	1	0	100.0%
Trespassing	0	0	0.0%
Weapons	0	0	0.0%
Subtotal	1	0	100.0%
Total	1	0	100.0%

SYSTEMWIDE LAW ENFORCEMENT OVERVIEW

MARCH 2025

Attachment G

Total Crimes

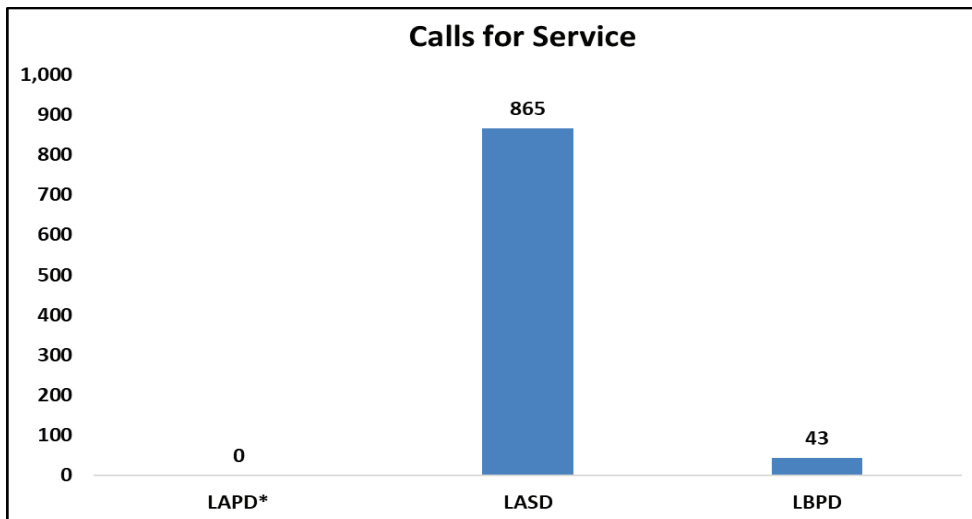


Crimes Against Persons: violent crimes (i.e., homicide, aggravated assaults) are those in which the victims are always individuals

Crimes Against Property: crimes to obtain money, property, or some other benefit (i.e., theft, vandalism, robbery)

Crimes Against Society: represent society's prohibition against engaging in certain types of activity (i.e., drug violations)

Calls for Service



* LAPD Calls for Service data is currently unavailable



SYSTEMWIDE LAW ENFORCEMENT OVERVIEW


MARCH 2025

Attachment G

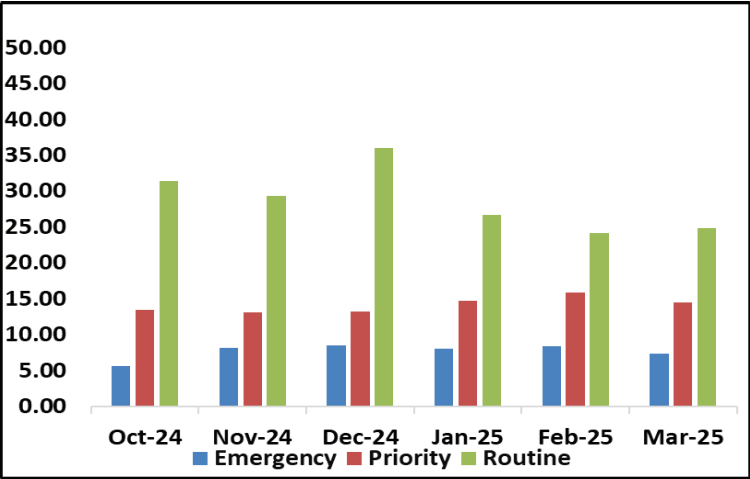
Average Incident Response Times

These graphs show how long it takes (in minutes) for LAPD, LASD, and LBPD to respond to Emergency, Priority, and Routine calls

LAPD

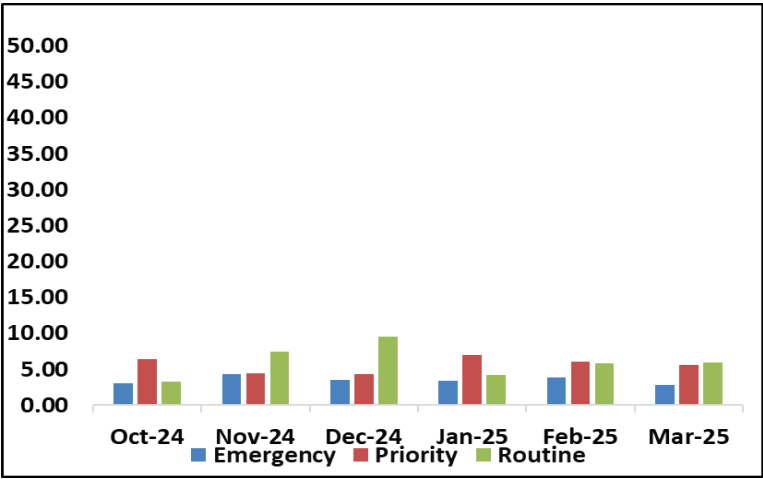


LASD



* LAPD Incident Response Times data is currently unavailable

LBPD



Transit Police

Monthly Crime Report



Attachment G

	2025	2024	%
	March	March	Change
CRIMES AGAINST PERSONS			
Homicide	0	0	0.0%
Rape	0	2	-100.0%
Robbery	25	19	31.6%
Aggravated Assault	54	26	107.7%
Aggravated Assault on Operator	0	2	-100.0%
Battery	78	72	8.3%
Battery on Operator	7	8	-12.5%
Sex Offenses	16	6	166.7%
SUB-TOTAL	180	135	33.3%
CRIMES AGAINST PROPERTY			
Burglary	0	2	-100.0%
Larceny	36	37	-2.7%
Bike Theft	0	1	-100.0%
Motor Vehicle Theft	3	4	-25.0%
Arson	1	0	100.0%
Vandalism	21	7	200.0%
SUB-TOTAL	61	51	19.6%
CRIMES AGAINST SOCIETY			
Weapons	26	13	100.0%
Narcotics	107	93	15.1%
Trespassing	219	259	-15.4%
SUB-TOTAL	352	365	-3.6%
TOTAL	593	551	7.6%
ENFORCEMENT EFFORTS			
Arrests	514	659	-22.0%
Citations	765	526	45.4%
Calls for Service	908	6,502	-86.0%



SYSTEM SECURITY & LAW ENFORCEMENT

MONTHLY, BI-ANNUAL, ANNUAL COMPARISON

MARCH 2025

Attachment G

Crimes

Monthly

System-Wide	Mar-25	Mar-24	% Change
Crimes Against Persons	180	135	33.33%
Crimes Against Property	61	51	19.61%
Crimes Against Society	352	365	-3.56%
Total	593	551	7.62%

Six Months

System-Wide	Oct-24-Mar-25	Oct-23-Mar-24	% Change
Crimes Against Persons	943	1,019	-7.46%
Crimes Against Property	444	334	32.93%
Crimes Against Society	1,884	2,108	-10.63%
Total	3,271	3,461	-5.49%

Annual

System-Wide	Apr-24-Mar-25	Apr-23-Mar-24	% Change
Crimes Against Persons	2,062	2,115	-2.51%
Crimes Against Property	862	730	18.08%
Crimes Against Society	5,869	3,155	86.02%
Total	8,793	6,000	46.55%

Average Emergency Response Times

Monthly

Mar-25	Mar-24	% Change
3.38	5.50	-38.55%

Six Months

Oct-24-Mar-25	Oct-23-Mar-24	% Change
3.70	5.35	-30.89%

Annual

Apr-24-Mar-25	Apr-23-Mar-24	% Change
4.58	5.45	-15.97%

Bus Operator Assaults

Monthly

Mar-25	Mar-24	% Change
10	10	0.00%

Six Months

Oct-24-Mar-25	Oct-23-Mar-24	% Change
43	86	-50.00%

Annual

Apr-24-Mar-25	Apr-23-Mar-24	% Change
133	167	-20.36%

Ridership

Monthly

Mar-25	Mar-24	% Change
26,511,392	25,880,698	2.44%

Six Months

Oct-24-Mar-25	Oct-23-Mar-24	% Change
156,046,267	147,169,264	6.03%

Annual

Apr-24-Mar-25	Apr-23-Mar-24	% Change
313,915,552	292,953,804	7.16%

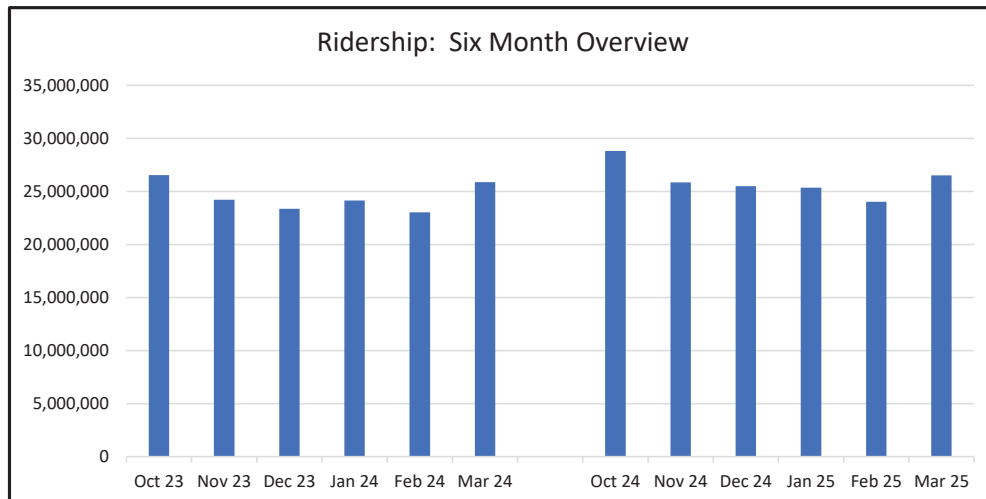
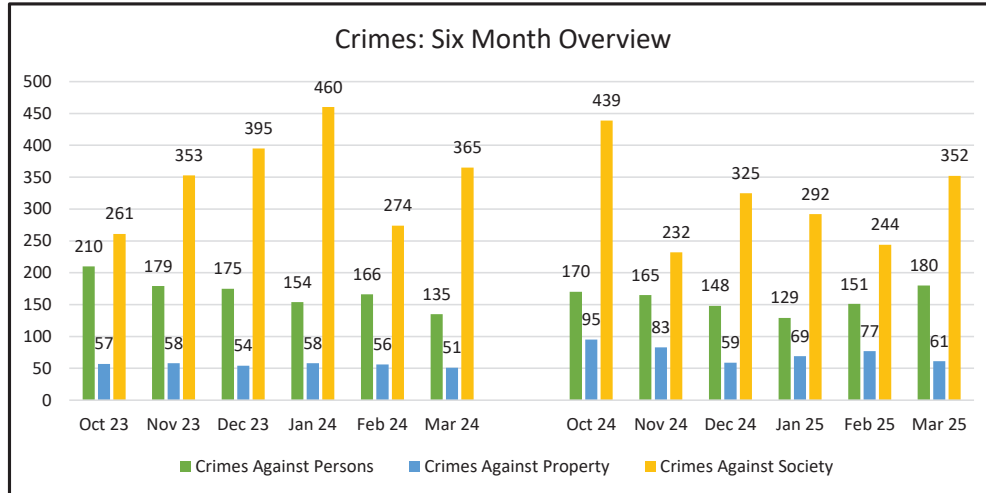


SYSTEM SECURITY & LAW ENFORCEMENT

MONTHLY, BI-ANNUAL, ANNUAL COMPARISON

MARCH 2025

Attachment G



A LINE (BLUE)

ATTACHMENT G

MONTHLY UPDATE ON TRANSIT POLICING PERFORMANCE - MARCH 2025

REPORTED CRIME				
CRIMES AGAINST PERSONS	LAPD	LASD	LBPd	FYTD
Homicide	0	0	0	0
Rape	0	0	0	0
Robbery	1	2	0	44
Aggravated Assault	9	9	1	76
Aggravated Assault on Operator	0	0	0	1
Battery	5	10	6	125
Battery Rail Operator	0	0	0	0
Sex Offenses	1	1	0	13
SUB-TOTAL	16	22	7	259
CRIMES AGAINST PROPERTY	LAPD	LASD	LBPd	FYTD
Burglary	0	0	0	1
Larceny	2	5	0	142
Bike Theft	0	0	0	1
Motor Vehicle Theft	1	1	0	9
Arson	0	0	0	2
Vandalism	1	3	0	30
SUB-TOTAL	4	9	0	185
CRIMES AGAINST SOCIETY	LAPD	LASD	LBPd	FYTD
Weapons	6	2	0	44
Narcotics	17	1	0	188
Trespassing	53	8	2	539
SUB-TOTAL	76	11	2	771
TOTAL	96	42	9	1,215

CRIMES PER STATION				
STATION	CRIMES AGAINST PERSONS	CRIMES AGAINST PROPERTY	CRIMES AGAINST SOCIETY	FYTD
APU/Citrus College	2	1	1	7
Azusa Downtown	0	0	3	21
Irwindale	0	0	0	2
Duarte/City of Hope	0	0	0	5
Monrovia	0	0	0	6
Arcadia	0	0	0	3
Sierra Madre Villa	4	1	0	11
Allen	0	0	0	2
Lake	0	0	0	18
Memorial Park	2	0	1	7
Del Mar	0	0	0	5
Fillmore	2	0	0	9
South Pasadena	3	0	0	11
Highland Park	0	0	1	24
Southwest Museum	1	1	1	32
Heritage Square	0	0	2	21
Lincoln/Cypress	2	1	1	31
Chinatown	0	0	28	146
Union Station	1	0	7	25
Little Tokyo/Arts Dist	2	0	1	51
Historic Broadway	3	1	0	29
Grand Av Arts/Bunker Hill	1	0	16	211
7th St/Metro Ctr	0	0	0	14
Pico	3	0	6	55
Grand/LATTC	0	0	11	75
San Pedro St	1	0	2	15
Washington	1	0	0	19
Vernon	0	1	0	10
Slauson	0	0	0	24
Florence	1	0	0	28
Firestone	1	2	0	35
103rd St/Watts Towers	1	0	0	22
Willowbrook/Rosa Parks	3	2	4	98
Compton	2	1	1	30
Artesia	1	1	1	42
Del Amo	1	1	0	17
Wardlow	0	0	0	0
Willow St	1	0	1	16
PCH	1	0	0	5
Anaheim St	0	0	0	8
5th St	0	0	0	1
1st St	0	0	0	1
Downtown Long Beach	3	0	1	12
Pacific Av	2	0	0	3
Blue Line Rail Yard	0	0	0	7
Other	0	0	0	0
Total	45	13	89	1,214

ARRESTS				
AGENCY	LAPD	LASD	LBPd	FYTD
Felony	46	8	1	330
Misdemeanor	45	34	0	992
TOTAL	91	42	1	1,322

CITATIONS				
AGENCY	LAPD	LASD	LBPd	FYTD
Misdemeanor Citations	0	0	3	5
Other Citations	76	24	0	1,118
Vehicle Code Citations	2	20	0	123
TOTAL	78	44	3	1,246

CALLS FOR SERVICE				
AGENCY	LAPD	LASD	LBPd	FYTD
Routine	Currently Unavailable	163	5	3,548
Priority	Currently Unavailable	105	35	1,217
Emergency	Currently Unavailable	10	3	177
TOTAL	0	278	43	4,942

DISPATCHED VS. PROACTIVE			
AGENCY	LAPD	LASD	LBPd
Dispatched	22%	N/C	2%
Proactive	78%	N/C	98%
TOTAL	100%	0%	100%

PERCENTAGE OF TIME SPENT ON THE RAIL SYSTEM	
Blue Line-LAPD	84%
Blue Line-LASD	N/C
Blue Line-LBPd	80%

GRADE CROSSING OPERATIONS				
LOCATION	LAPD	LASD	LBPd	FYTD
Azusa	0	24	0	241
Irwindale	0	19	0	222
Duarte Station	0	5	0	63
Monrovia	0	7	0	99
Magnolia Ave	0	0	0	0
Arcadia Station	0	15	0	162
Pasadena	0	28	0	381
South Pasadena	0	4	0	130
Marmion Way	0	0	0	0
Flower St	0	0	0	0
Washington St	43	0	0	406
Slauson	0	4	0	107
Florence	0	13	0	148
Firestone	0	13	0	106
103rd St	0	0	0	99
Willowbrook	0	27	0	123
Compton	0	10	0	56
Artesia	0	14	0	62
Del Amo	0	3	0	47
Wardlow Rd	0	0	4	20
Long Beach Blvd	0	0	0	0
Pacific Av	0	0	0	0
TOTAL	43	186	4	2,472

LEGEND	
Los Angeles Police Department	
Los Angeles County Sheriff's Department	
Long Beach Police Department	

B LINE (RED)

ATTACHMENT G

MONTHLY UPDATE ON TRANSIT POLICING PERFORMANCE - MARCH 2025

REPORTED CRIME

CRIMES AGAINST PERSONS	LAPD	FYTD
Homicide	0	0
Rape	0	1
Robbery	6	34
Aggravated Assault	8	72
Aggravated Assault on Operator	0	0
Battery	14	186
Battery Rail Operator	0	0
Sex Offenses	4	21
SUB-TOTAL	32	314
CRIMES AGAINST PROPERTY	LAPD	FYTD
Burglary	0	0
Larceny	7	55
Bike Theft	0	0
Motor Vehicle Theft	0	1
Arson	0	0
Vandalism	1	22
SUB-TOTAL	8	78
CRIMES AGAINST SOCIETY	LAPD	FYTD
Weapons	16	115
Narcotics	59	647
Trespassing	135	2,036
SUB-TOTAL	210	2,798
TOTAL	250	3,190

ARRESTS

AGENCY	LAPD	FYTD
Felony	120	780
Misdemeanor	135	3,225
TOTAL	255	4,005

CITATIONS

AGENCY	LAPD	FYTD
Other Citations	289	3,004
Vehicle Code Citations	13	347
TOTAL	302	3,351

CALLS FOR SERVICE

AGENCY	LAPD	FYTD
Routine	Currently Unavailable	0
Priority	Currently Unavailable	0
Emergency	Currently Unavailable	0
TOTAL	0	0

DISPATCHED VS. PROACTIVE

AGENCY	LAPD
Dispatched	20%
Proactive	80%
TOTAL	100%

CRIMES PER STATION

STATION	CRIMES AGAINST PERSONS	CRIMES AGAINST PROPERTY	CRIMES AGAINST SOCIETY	FYTD
Union Station	5	1	11	772
Civic Center/Grand Park	2	0	4	32
Pershing Square	4	0	31	370
7th St/Metro Ctr	6	1	17	256
Westlake/MacArthur Park	3	1	46	506
Wilshire/Vermont	0	1	12	218
Wilshire/Normandie	1	0	1	26
Vermont/Beverly	0	0	8	92
Wilshire/Western	0	0	3	69
Vermont/Santa Monica	0	0	0	49
Vermont/Sunset	2	0	4	65
Hollywood/Western	0	0	8	76
Hollywood/Vine	3	2	11	100
Hollywood/Highland	2	1	5	81
Universal City/Studio City	2	0	18	80
North Hollywood	2	1	31	398
Red Line Rail Yard	0	0	0	0
Total	32	8	210	3,190

PERCENTAGE OF TIME SPENT ON THE RAIL SYSTEM

Red Line- LAPD	82%
----------------	-----

LEGEND

Los Angeles Police Department

C LINE (GREEN)

ATTACHMENT G

MONTHLY UPDATE ON TRANSIT POLICING PERFORMANCE - MARCH 2025

REPORTED CRIME			
CRIMES AGAINST PERSONS	LAPD	LASD	FYTD
Homicide	0	0	0
Rape	0	0	0
Robbery	1	3	30
Aggravated Assault	0	3	29
Aggravated Assault on Operator	0	0	0
Battery	0	1	19
Battery Rail Operator	0	0	0
Sex Offenses	0	1	8
SUB-TOTAL	1	8	86
CRIMES AGAINST PROPERTY	LAPD	LASD	FYTD
Burglary	0	0	0
Larceny	3	0	37
Bike Theft	0	0	0
Motor Vehicle Theft	1	0	11
Arson	0	0	0
Vandalism	0	1	10
SUB-TOTAL	4	1	58
CRIMES AGAINST SOCIETY	LAPD	LASD	FYTD
Weapons	0	0	14
Narcotics	0	6	55
Trespassing	4	0	63
SUB-TOTAL	4	6	132
TOTAL	9	15	276

CRIMES PER STATION				
STATION	CRIMES AGAINST PERSONS	CRIMES AGAINST PROPERTY	CRIMES AGAINST SOCIETY	FYTD
LAX/Metro Transit Center				
Aviation/Century	0	0	0	0
Aviation/Imperial	0	4	2	27
Hawthorne/Lennox	3	0	0	14
Crenshaw	1	0	0	17
Vermont/Athens	0	1	1	9
Harbor Fwy	0	0	1	69
Avalon	1	0	1	25
Willowbrook/Rosa Parks	0	0	1	31
Long Beach Bl	3	0	3	49
Lakewood Bl	1	0	0	6
Norwalk	0	0	1	23
Total	9	5	10	270

ARRESTS			
AGENCY	LAPD	LASD	FYTD
Felony	0	7	73
Misdemeanor	1	11	257
TOTAL	1	18	330

CITATIONS			
AGENCY	LAPD	LASD	FYTD
Other Citations	2	14	327
Vehicle Code Citations	0	1	10
TOTAL	2	15	337

CALLS FOR SERVICE			
AGENCY	LAPD	LASD	FYTD
Routine	Currently Unavailable	66	1,983
Priority	Currently Unavailable	27	363
Emergency	Currently Unavailable	2	31
TOTAL	0	95	2,377

DISPATCHED VS. PROACTIVE		
AGENCY	LAPD	LASD
Dispatched	16%	N/C
Proactive	84%	N/C
TOTAL	100%	0%

PERCENTAGE OF TIME SPENT ON THE RAIL SYSTEM	
Green Line-LAPD	85%
Green Line-LASD	N/C

LEGEND	
Los Angeles Police Department	
Los Angeles County Sheriff's Department	

E LINE

ATTACHMENT G

MONTHLY UPDATE ON TRANSIT POLICING PERFORMANCE - MARCH 2025

REPORTED CRIME			
CRIMES AGAINST PERSONS	LAPD	LASD	FYTD
Homicide	0	0	0
Rape	0	0	2
Robbery	2	0	30
Aggravated Assault	4	1	24
Aggravated Assault on Operator	0	0	0
Battery	9	2	70
Battery Rail Operator	0	0	0
Sex Offenses	0	0	6
SUB-TOTAL	15	3	132
CRIMES AGAINST PROPERTY	LAPD	LASD	FYTD
Burglary	0	0	3
Larceny	5	2	51
Bike Theft	0	0	0
Motor Vehicle Theft	0	0	1
Arson	0	0	0
Vandalism	0	1	12
SUB-TOTAL	5	3	67
CRIMES AGAINST SOCIETY	LAPD	LASD	FYTD
Weapons	1	0	9
Narcotics	5	1	47
Trespassing	14	0	358
SUB-TOTAL	20	1	414
TOTAL	40	7	613

CRIMES PER STATION				
STATION	CRIMES AGAINST PERSONS	CRIMES AGAINST PROPERTY	CRIMES AGAINST SOCIETY	FYTD
Atlantic	0	0	0	5
East LA Civic Ctr	0	0	0	3
Maravilla	0	1	0	2
Indiana (both LAPD & LASD)	0	0	0	28
Soto	0	0	1	21
Mariachi Plaza	0	0	1	21
Pico/Aliso	1	0	1	8
Little Tokyo/Arts Dist	0	0	0	3
Historic Broadway	0	0	0	0
Grand Av Arts/Bunker Hill	0	0	0	0
7th St/Metro Ctr	0	0	0	2
Pico	0	0	0	8
LATTC/Ortho Institute	0	0	0	88
Jefferson/USC	1	1	0	10
Expo Park/USC	1	0	0	15
Expo/Vermont	2	0	0	43
Expo/Western	3	0	17	58
Expo/Crenshaw	0	1	0	75
Farmdale	2	0	0	19
Expo/La Brea	1	1	0	46
La Cienega/Jefferson	2	0	0	93
Culver City	0	0	0	4
Palms	0	2	0	5
Westwood/Rancho Park	1	0	0	3
Expo/Sepulveda	1	0	0	7
Expo/Bundy	0	0	0	7
26th St/Bergamot	1	2	0	7
17th St/SMC	0	0	0	7
Downtown Santa Monica	2	0	1	25
Expo Line Rail Yard	0	0	0	0
Total	18	8	21	613

ARRESTS			
AGENCY	LAPD	LASD	FYTD
Felony	8	1	73
Misdemeanor	14	9	529
TOTAL	22	10	602

CITATIONS			
AGENCY	LAPD	LASD	FYTD
Other Citations	24	8	710
Vehicle Code Citations	2	0	14
TOTAL	26	8	724

CALLS FOR SERVICE			
AGENCY	LAPD	LASD	FYTD
Routine	Currently Unavailable	89	1,293
Priority	Currently Unavailable	16	207
Emergency	Currently Unavailable	2	21
TOTAL	0	107	1,521

DISPATCHED VS. PROACTIVE		
AGENCY	LAPD	LASD
Dispatched	15%	N/C
Proactive	85%	N/C
TOTAL	100%	0%

PERCENTAGE OF TIME SPENT ON THE RAIL SYSTEM	
Expo Line-LAPD	86%
Expo Line-LASD	N/C

GRADE CROSSING OPERATIONS			
LOCATION	LAPD	LASD	FYTD
East Los Angeles	0	7	65
Figuerroa St	0	0	0
Exposition Blvd	91	0	1,294
Culver City	0	4	104
Santa Monica	0	94	779
TOTAL	91	105	2,242

LEGEND	
Los Angeles Police Department	
Los Angeles County Sheriff's Department	

G LINE (ORANGE)

ATTACHMENT G

MONTHLY UPDATE ON TRANSIT POLICING PERFORMANCE - MARCH 2025

REPORTED CRIME		
CRIMES AGAINST PERSONS	LAPD	FYTD
Homicide	0	0
Rape	0	0
Robbery	1	11
Aggravated Assault	3	14
Aggravated Assault on Operator	0	0
Battery	5	23
Battery Bus Operator	0	0
Sex Offenses	1	1
SUB-TOTAL	10	49
CRIMES AGAINST PROPERTY	LAPD	FYTD
Burglary	0	0
Larceny	0	7
Bike Theft	0	0
Motor Vehicle Theft	0	0
Arson	0	0
Vandalism	0	9
SUB-TOTAL	0	16
CRIMES AGAINST SOCIETY	LAPD	FYTD
Weapons	1	4
Narcotics	3	44
Trespassing	0	26
SUB-TOTAL	4	74
TOTAL	14	139

ARRESTS		
AGENCY	LAPD	FYTD
Felony	6	36
Misdemeanor	4	59
TOTAL	10	95

CITATIONS		
AGENCY	LAPD	FYTD
Other Citations	14	134
Vehicle Code Citations	57	168
TOTAL	71	302

CALLS FOR SERVICE		
AGENCY	LAPD	FYTD
Routine	Currently Unavailable	0
Priority	Currently Unavailable	0
Emergency	Currently Unavailable	0
TOTAL	0	0

DISPATCHED VS. PROACTIVE		
AGENCY	LAPD	
Dispatched	21%	
Proactive	79%	
TOTAL	100%	

CRIMES PER STATION				
STATION	CRIMES AGAINST PERSONS	CRIMES AGAINST PROPERTY	CRIMES AGAINST SOCIETY	FYTD
North Hollywood	4	0	0	21
Laurel Canyon	1	0	0	5
Valley College	0	0	0	2
Woodman	1	0	2	7
Van Nuys	1	0	0	8
Sepulveda	0	0	0	2
Woodley	0	0	0	1
Balboa	0	0	0	2
Reseda	1	0	0	40
Tampa	0	0	1	3
Pierce College	0	0	0	0
De Soto	0	0	0	3
Canoga	1	0	0	5
Warner Center	0	0	0	0
Sherman Way	1	0	0	7
Roscoe	0	0	0	2
Nordhoff	0	0	0	1
Chatsworth	0	0	1	30
Total	10	0	4	139

PERCENTAGE OF TIME SPENT ON THE BUS SYSTEM	
Orange Line- LAPD	83%

LEGEND
Los Angeles Police Department

J LINE (SILVER)

ATTACHMENT G

MONTHLY UPDATE ON TRANSIT POLICING PERFORMANCE - MARCH 2025

REPORTED CRIME			
CRIMES AGAINST PERSONS	LAPD	LASD	FYTD
Homicide	0	0	0
Rape	0	0	0
Robbery	0	0	5
Aggravated Assault	0	0	7
Aggravated Assault on Operator	0	0	0
Battery	2	0	8
Battery Bus Operator	0	0	2
Sex Offenses	0	0	2
SUB-TOTAL	2	0	24
CRIMES AGAINST PROPERTY	LAPD	LASD	FYTD
Burglary	0	0	0
Larceny	0	0	4
Bike Theft	0	0	0
Motor Vehicle Theft	0	0	0
Arson	0	0	0
Vandalism	0	0	2
SUB-TOTAL	0	0	6
CRIMES AGAINST SOCIETY	LAPD	LASD	FYTD
Weapons	0	0	2
Narcotics	0	0	10
Trespassing	0	0	33
SUB-TOTAL	0	0	45
TOTAL	2	0	75

CRIMES PER STATION				
STATION	CRIMES AGAINST PERSONS	CRIMES AGAINST PROPERTY	CRIMES AGAINST SOCIETY	FYTD
El Monte	0	0	0	3
Cal State LA	0	0	0	0
LAC/USC Medical Ctr	0	0	0	2
Alameda	0	0	0	0
Downtown	0	0	0	1
37th St/USC	0	0	0	7
Slauson	1	0	0	12
Manchester	0	0	0	14
Harbor Fwy	0	0	0	18
Rosecrans	0	0	0	0
Harbor Gateway Transit Ctr	1	0	0	13
Carson	0	0	0	0
PCH	0	0	0	0
San Pedro/Beacon	0	0	0	1
Total	2	0	0	71

ARRESTS			
AGENCY	LAPD	LASD	FYTD
Felony	0	0	5
Misdemeanor	1	0	37
TOTAL	1	0	42

CITATIONS			
AGENCY	LAPD	LASD	FYTD
Other Citations	0	0	84
Vehicle Code Citations	1	0	30
TOTAL	1	0	114

CALLS FOR SERVICE			
AGENCY	LAPD	LASD	FYTD
Routine	Currently Unavailable	6	52
Priority	Currently Unavailable	2	17
Emergency	Currently Unavailable	0	1
TOTAL	0	8	70

DISPATCHED VS. PROACTIVE		
AGENCY	LAPD	LASD
Dispatched	16%	9%
Proactive	84%	91%
TOTAL	100%	100%

PERCENTAGE OF TIME SPENT ON THE BUS SYSTEM	
Silver Line- LAPD	87%
Silver Line- LASD	92%

LEGEND	
Los Angeles Police Department	
Los Angeles County Sheriff's Department	

K LINE

ATTACHMENT G

MONTHLY UPDATE ON TRANSIT POLICING PERFORMANCE - MARCH 2025

REPORTED CRIME			
CRIMES AGAINST PERSONS	LAPD	LASD	FYTD
Homicide	0	0	0
Rape	0	0	0
Robbery	0	0	4
Aggravated Assault	0	1	4
Aggravated Assault on Operator	0	0	0
Battery	0	0	16
Battery Bus Operator	0	0	0
Sex Offenses	0	1	1
SUB-TOTAL	0	2	25
CRIMES AGAINST PROPERTY	LAPD	LASD	FYTD
Burglary	0	0	0
Larceny	1	0	10
Bike Theft	0	0	0
Motor Vehicle Theft	0	0	0
Arson	0	1	1
Vandalism	0	1	4
SUB-TOTAL	1	2	15
CRIMES AGAINST SOCIETY	LAPD	LASD	FYTD
Weapons	0	0	3
Narcotics	0	0	5
Trespassing	1	1	23
SUB-TOTAL	1	1	31
TOTAL	2	5	71

CRIMES PER STATION				
STATION	CRIMES AGAINST PERSONS	CRIMES AGAINST PROPERTY	CRIMES AGAINST SOCIETY	FYTD
Expo / Crenshaw	0	1	0	20
Martin Luther King Jr Station	0	0	0	7
Leimert Park Station	0	0	0	5
Hyde Park Station	0	0	0	9
Fairview Heights Station	0	0	0	1
Downtown Inglewood Station	0	0	0	2
Westchester / Veterans Station	1	0	0	4
LAX/Metro Transit Center				

ARRESTS			
AGENCY	LAPD	LASD	FYTD
Felony	0	1	10
Misdemeanor	3	6	48
TOTAL	3	7	58

CITATIONS			
AGENCY	LAPD	LASD	FYTD
Other Citations	1	8	45
Vehicle Code Citations	0	1	4
TOTAL	1	9	49

CALLS FOR SERVICE			
AGENCY	LAPD	LASD	FYTD
Routine	Currently Unavailable	67	1,021
Priority	Currently Unavailable	9	57
Emergency	Currently Unavailable	0	4
TOTAL	0	76	1,082

DISPATCHED VS. PROACTIVE		
AGENCY	LAPD	LASD
Dispatched	16%	N/C
Proactive	84%	N/C
TOTAL	100%	0%

PERCENTAGE OF TIME SPENT ON THE RAIL SYSTEM	
K Line - LAPD	85%
K Line - LASD	N/C

LEGEND	
Los Angeles Police Department	
Los Angeles County Sheriff's Department	

BUS PATROL

ATTACHMENT G

MONTHLY UPDATE ON TRANSIT POLICING PERFORMANCE - MARCH 2025

REPORTED CRIME			
CRIMES AGAINST PERSONS	LAPD	LASD	FYTD
Homicide	0	0	1
Rape	0	0	0
Robbery	7	2	79
Aggravated Assault	12	2	118
Aggravated Assault on Operator	0	0	24
Battery	13	6	252
Battery Bus Operator	5	2	66
Sex Offenses	6	1	34
SUB-TOTAL	43	13	574
CRIMES AGAINST PROPERTY	LAPD	LASD	FYTD
Burglary	0	0	1
Larceny	5	2	117
Bike Theft	0	0	0
Motor Vehicle Theft	0	0	1
Arson	0	0	0
Vandalism	9	3	96
SUB-TOTAL	14	5	215
CRIMES AGAINST SOCIETY	LAPD	LASD	FYTD
Weapons	0	0	31
Narcotics	5	2	99
Trespassing	0	1	27
SUB-TOTAL	5	3	157
TOTAL	62	21	946

LASD's Crimes per Sector		
Sector		FYTD
Westside	4	27
San Fernando	0	7
San Gabriel Valley	1	47
Gateway Cities	7	71
South Bay	9	103
Total	21	255

LAPD's Crimes per Sector		
Sector		FYTD
Valley Bureau		
Van Nuys	1	16
West Valley	2	20
North Hollywood	5	30
Foothill	1	12
Devonshire	0	9
Mission	3	17
Topanga	0	5
Central Bureau		
Central	11	131
Rampart	5	38
Hollenbeck	0	18
Northeast	1	20
Newton	2	51
West Bureau		
Hollywood	3	34
Wilshire	6	33
West LA	3	25
Pacific	2	13
Olympic	2	54
Southwest Bureau		
Southwest	2	47
Harbor	2	13
77th Street	8	76
Southeast	2	28
Total	61	690

ARRESTS			
AGENCY	LAPD	LASD	FYTD
Felony	14	1	182
Misdemeanor	5	14	397
TOTAL	19	15	579

CITATIONS			
AGENCY	LAPD	LASD	FYTD
Other Citations	29	18	1,269
Vehicle Code Citations	144	1	1,355
TOTAL	173	19	2,624

CALLS FOR SERVICE			
AGENCY	LAPD	LASD	FYTD
Routine	Currently Unavailable	196	1,569
Priority	Currently Unavailable	100	863
Emergency	Currently Unavailable	5	33
TOTAL	0	301	2,465

DISPATCHED VS. PROACTIVE		
AGENCY	LAPD	LASD
Dispatched	0%	3%
Proactive	0%	97%
TOTAL	0%	100%

PERCENTAGE OF TIME SPENT ON THE BUS SYSTEM	
LAPD BUS	0%
LASD BUS	91%

LEGEND	
Los Angeles Police Department	
Los Angeles County Sheriff's Department	

UNION STATION

ATTACHMENT G
MONTHLY UPDATE ON TRANSIT POLICING PERFORMANCE - MARCH 2025

REPORTED CRIME		
CRIMES AGAINST PERSONS	LAPD	FYTD
Homicide	0	0
Rape	0	2
Robbery	0	2
Aggravated Assault	1	12
Aggravated Assault on Operator	0	0
Battery	5	40
Battery Rail Operator	0	0
Sex Offenses	0	5
SUB-TOTAL	6	61
CRIMES AGAINST PROPERTY	LAPD	FYTD
Burglary	0	0
Larceny	4	19
Bike Theft	0	0
Motor Vehicle Theft	0	1
Arson	0	0
Vandalism	1	12
SUB-TOTAL	5	32
CRIMES AGAINST SOCIETY	LAPD	FYTD
Weapons	0	1
Narcotics	7	10
Trespassing	0	36
SUB-TOTAL	7	47
TOTAL	18	140

ARRESTS		
AGENCY	LAPD	FYTD
Felony	12	31
Misdemeanor	6	49
TOTAL	18	80

CITATIONS		
AGENCY	LAPD	FYTD
Other Citations	12	676
Vehicle Code Citations	1	7
TOTAL	13	683

CALLS FOR SERVICE		
AGENCY	LAPD	FYTD
Routine	Currently Unavailable	0
Priority	Currently Unavailable	0
Emergency	Currently Unavailable	0
TOTAL	0	0

DISPATCHED VS. PROACTIVE	
AGENCY	LAPD
Dispatched	19%
Proactive	81%
TOTAL	100%

PERCENTAGE OF TIME SPENT ON THE SYSTEM	
Union Station	81%

LEGEND	
Los Angeles Police Department	

7TH & METRO STATION

ATTACHMENT G

MONTHLY UPDATE ON TRANSIT POLICING PERFORMANCE - MARCH 2025

REPORTED CRIME		
CRIMES AGAINST PERSONS	LAPD	FYTD
Homicide	0	0
Rape	0	0
Robbery	0	1
Aggravated Assault	0	0
Aggravated Assault on Operator	0	0
Battery	0	1
Battery Rail Operator	0	0
Sex Offenses	0	0
SUB-TOTAL	0	2
CRIMES AGAINST PROPERTY	LAPD	FYTD
Burglary	0	0
Larceny	0	0
Bike Theft	0	0
Motor Vehicle Theft	0	0
Arson	0	0
Vandalism	0	0
SUB-TOTAL	0	0
CRIMES AGAINST SOCIETY	LAPD	FYTD
Weapons	0	0
Narcotics	1	1
Trespassing	0	0
SUB-TOTAL	1	1
TOTAL	1	3

ARRESTS		
AGENCY	LAPD	FYTD
Felony	1	1
Misdemeanor	0	0
TOTAL	1	1

CITATIONS		
AGENCY	LAPD	FYTD
Other Citations	0	0
Vehicle Code Citations	0	0
TOTAL	0	0

CALLS FOR SERVICE		
AGENCY	LAPD	FYTD
Routine	Currently Unavailable	0
Priority	Currently Unavailable	0
Emergency	Currently Unavailable	0
TOTAL	0	0

DISPATCHED VS. PROACTIVE	
AGENCY	LAPD
Dispatched	15%
Proactive	85%
TOTAL	100%

PERCENTAGE OF TIME SPENT ON THE SYSTEM	
7th & Metro Station	85%

LEGEND	
Los Angeles Police Department	



SYSTEM SECURITY & LAW ENFORCEMENT

Attachment G

Sexual Crimes / Harassment Calls for Service March 2025

Calls related to sexual crimes/harassment are routed through System Security & Law Enforcement Operations Center, which then transfers the caller to a free 24/7 hotline — Center for the Pacific Asian Family Inc., and Sister Family Services — that can provide more directed counseling. Between March 1 and March 31, Metro Transit Security, LAPD, LASD, and LBPD received fifteen (15) incidents and referred fourteen victims of sexual crimes/harassment to the above free hotlines. One incident was a public urination incident observed by a Metro Transit Security Officer.

Incident Type & Totals						
	Mar 25	Feb 25	% Change	Mar 25	Mar 24	% Change
Sexual Harassment	0	0	0.0%	0	0	0.0%
Sexual Battery	10	6	66.7%	10	7	42.9%
Lewd Conduct	2	1	100.0%	2	1	100.0%
Indecent Exposure	3	1	200.0%	3	1	200.0%
Rape	0	0	0.0%	0	2	-100.0%
TOTAL	15	8	87.5%	15	11	36.4%

Counseling Information Provided	
	March 2025
Yes	14
No - If no, why?	1
Gone On Arrival	0
Did Not Have Info	0
Telephonic Report	0
Not Offered	0
Refused	0
Officer Witnessed Incident	1
TOTAL	15