



**Fiscal Year 2018
Program Management
Annual Program Evaluation
(APE)**



Presentation Overview

- APE Purpose and Process
- Capital Program Status
- Capital Program Cost
- Adjustments for FY2018 APE
- Summary
- Next Steps



APE Purpose

- Annual evaluation of Metro's capital program
- Reporting to the Board any project budget and schedule changes, and reasons for the changes
- A project management tool bringing greater consistency, transparency, and discipline
- Facilitates financial planning



APE Process

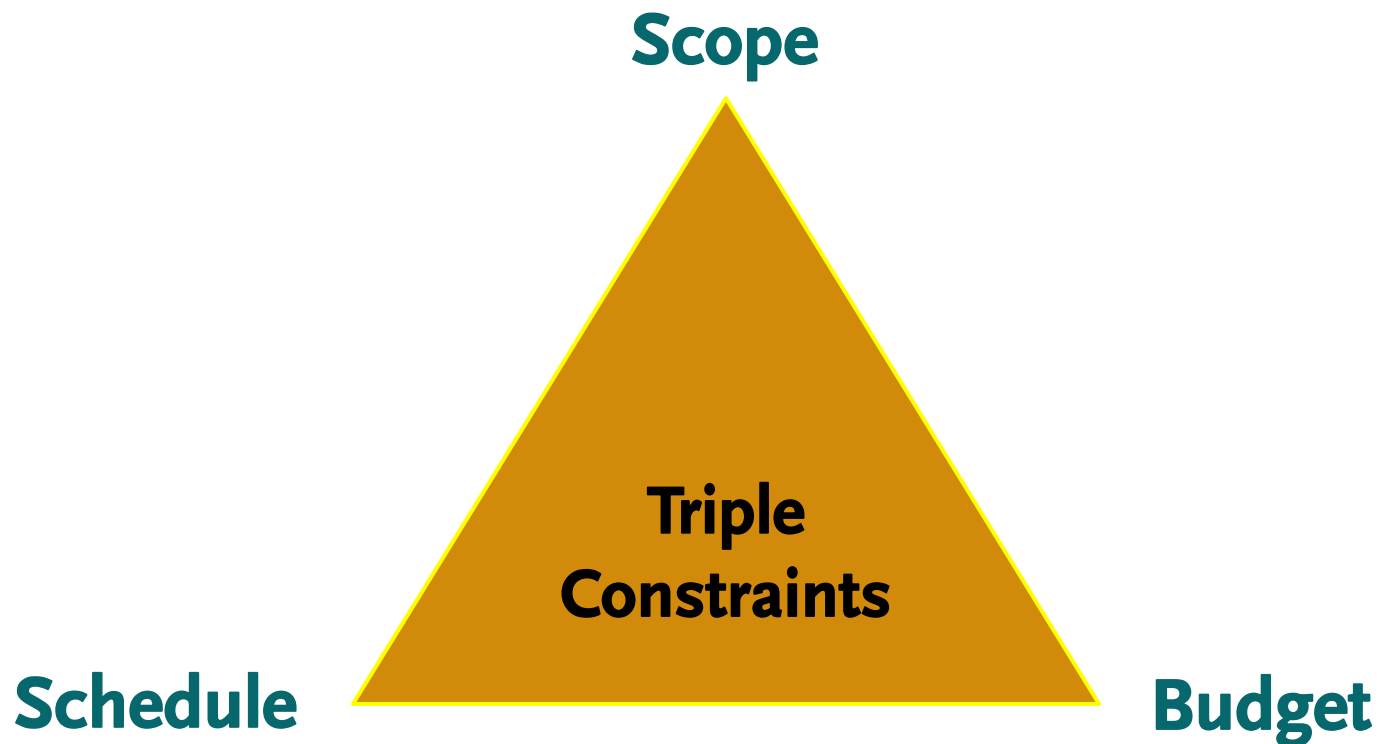
- A review of project costs and schedule
- Update project capital cost estimates to current conditions, including price trends and changes
- Focus on budget to complete current project phase/milestone
- Include APE results in future fiscal year annual budget review and adoption by the Board



Project Management



One side of the triangle cannot be changed without affecting the other sides:



FY18 APE Scope

- Focus on capital projects with total project cost greater than \$5M being managed by Program Management:
 - Major Transit Construction Projects – 5 projects
 - Other Transit Capital Projects – 23 projects
 - Regional Rail Projects – 7 projects
 - Highway Program – 25 projects
- Project budgets in the APE focus on authorized funding amount

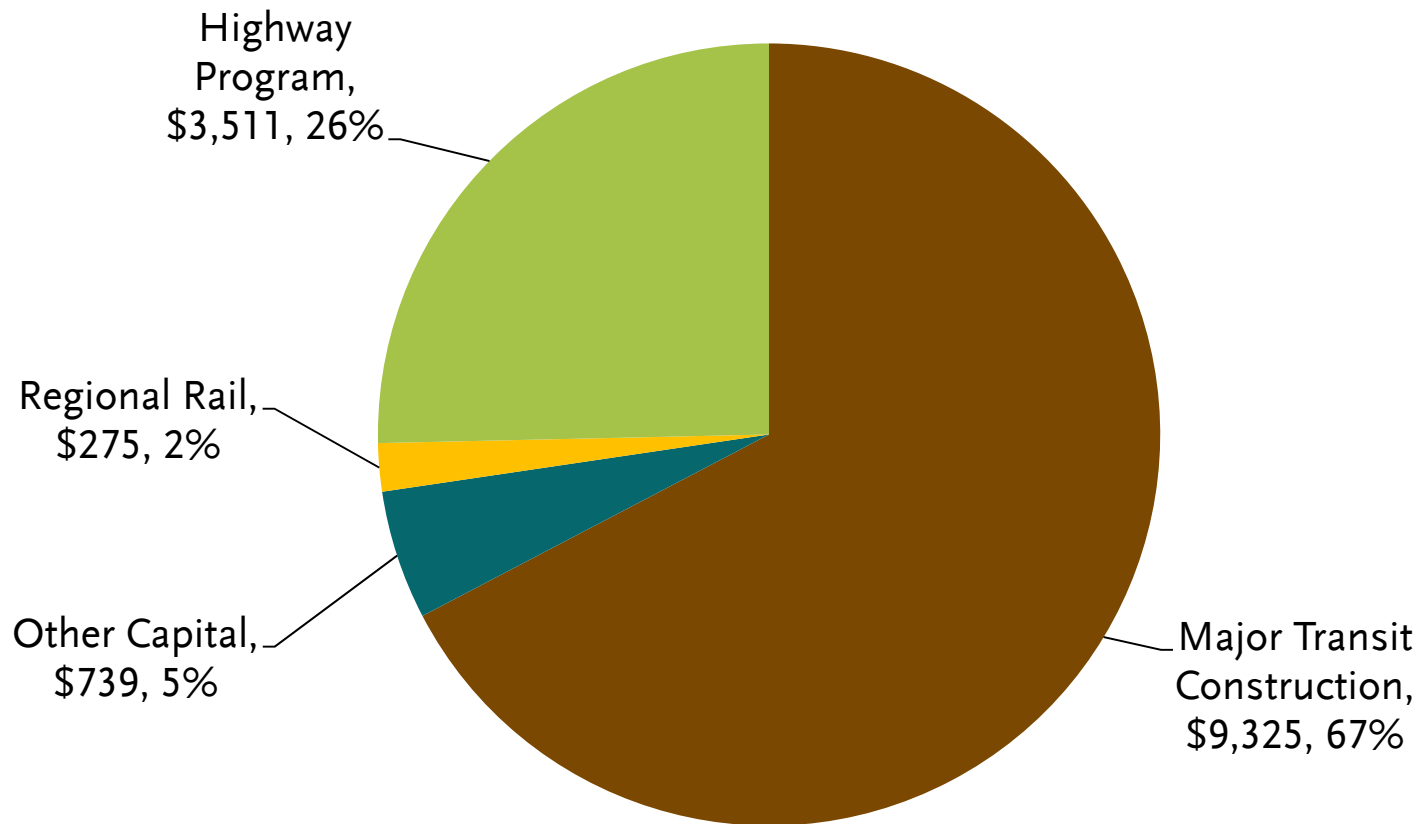


FY18 APE Scope

- In addition to the projects in APE, Program Management also manages/oversees additional 100+ projects, including facilities, Operations improvement, and State of Good Repair projects
- In total, Program Management manages and supports a volume of 160+ projects with a total authorized value at estimated approximately \$15 billion
- Approximately \$13.8 billion projects are included in the FY18 APE review



FY18 APE Current Program: \$13.8 B



Program Highlights

- Overall Program increased 25% from approximately \$11 billion in FY17, to approximately \$13.8 billion in FY18
- Program dollars committed to Major Transit Construction projects increased approximately \$2.5 billion from FY17 to FY18
- With implementation of the Measure M program, Metro's Capital Program is expected to continually grow



Program Challenges

- Secure sufficient resources and staffing in a timely manner needed to manage and support project delivery
- Collaborate with stakeholders to meet community expectations
- Commitment of efficient Third Party review/approval by various external jurisdictions and Caltrans
- Encourage competitive and qualified pool of contractors, small businesses, and workforce on Metro projects
- Deliver multiple large and complex projects on-time and within budget
- Achieve continuous improvement in project delivery through innovation, application of best practices and high standards



Metro Transit Program



Metro Transit Capital Projects


Type	Project Budget	# of Projects
Major Transit Construction	\$9,325	5
Other Transit Capital	\$739	23
Rail Facilities Improvements	\$229	6
Bus Facilities Improvements	\$225	10
Wayside System	\$124	2
Security/Safety	\$124	2
Miscellaneous Capital	\$37	3
Total Transit Capital Program	\$10,064	28



Metro Transit Capital Program Status

5 Projects Completed in FY2017


- Metro Red Line to Orange Line Underpass at North Hollywood Station – August 2016
- Patsaouras Bus Plaza Paving Reconstruction Project (Initial Phase) – October 2016
- 7th Street/Metro Station Pedestrian Tunnel (BLOC) – January 2017
- Fuel Storage Tank System Enhancements (FY15 – FY17) – March 2017
- Division 3 Master Plan Phase II-IV – June 2017



Metro Transit Capital Program Status

5 Projects Planned to be Completed In FY2018

- Metro Red Line Escalator Replacement/Modernization Project – August 2017
- Metro Blue Line Pedestrian Safety Enhancement at Grade Crossings – October 2017
- Bus Facility Maintenance Improvements & Enhancements Phase I – December 2017
- Metro Silver Line Improvements and Upgrades – December 2017
- El Monte Busway & Transit Center Expansion – December 2017



Photos after safety pedestrian improvements at Metro Blue Line's Wardlow Station in Long Beach.



Crenshaw/LAX Transit Project



Crenshaw/LAX Transit Project

Project Budget: \$2,058M

Project Completion: October 2019

Project Complete: 60%

Accomplishments:

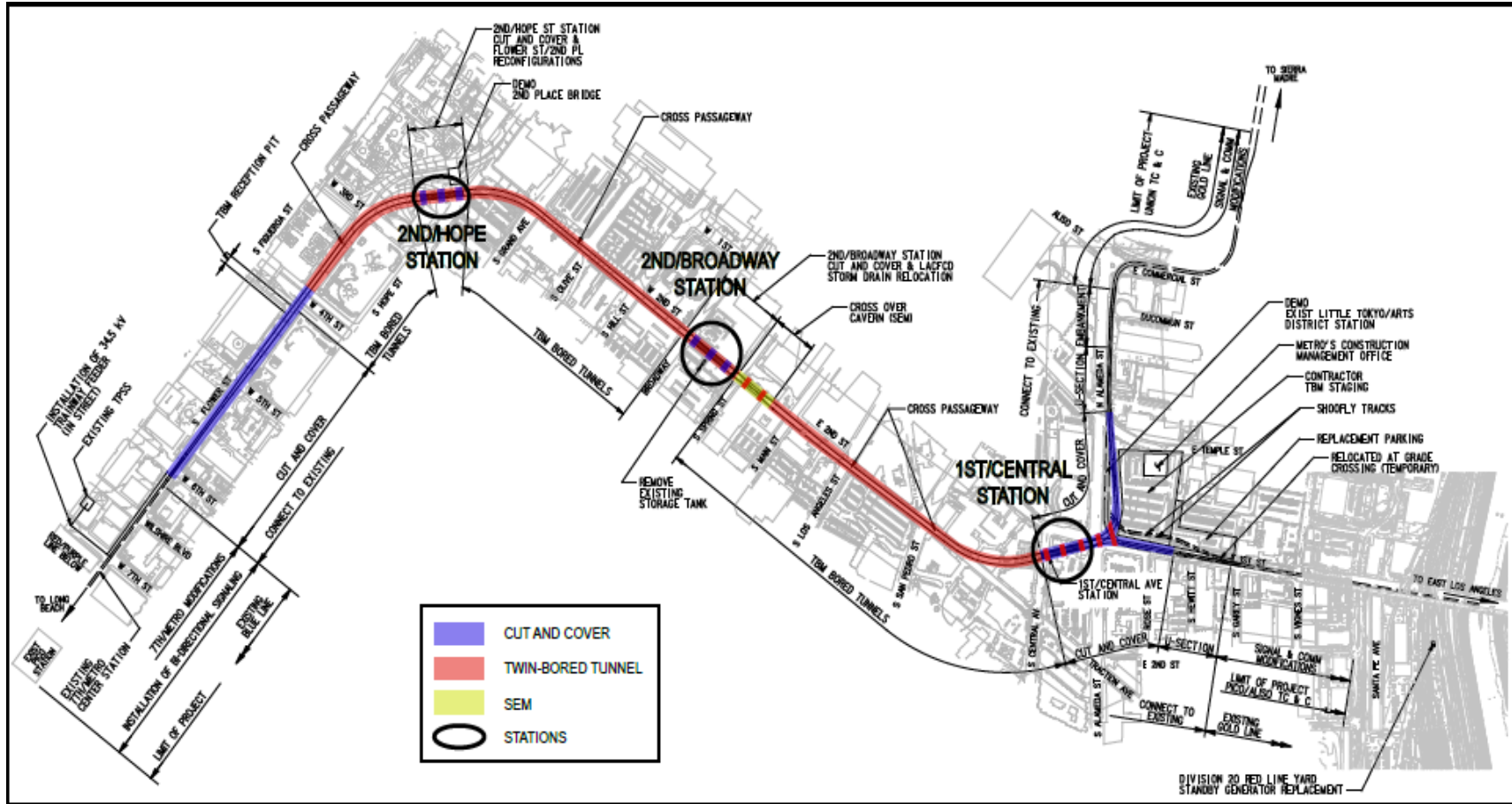
- Nearing the 60% construction completion mark for the project
- Final design of base work is complete with continuing design of change work
- Contractor and Metro agreed on a revised baseline schedule that supports the planned revenue service date of October 2019
- Contractor on schedule per revised baseline schedule

Challenges / Risks:

- Maintain planned schedule milestones
- Minimal schedule contingency exists in the revised baseline schedule
- Future schedule delays could be mitigated by Metro accelerating planned work but cost of acceleration may add pressure on completing the project on budget
- Heavier than expected winter rains impacting construction work
- Continuous efforts meeting community expectations
- Third party approvals of work in a timely manner



Regional Connector Transit Project



Regional Connector Transit Project

Project Budget: \$1,755.8 M

*Excludes finance costs

Project Completion: 2021

Project Complete: 31%

Accomplishments:

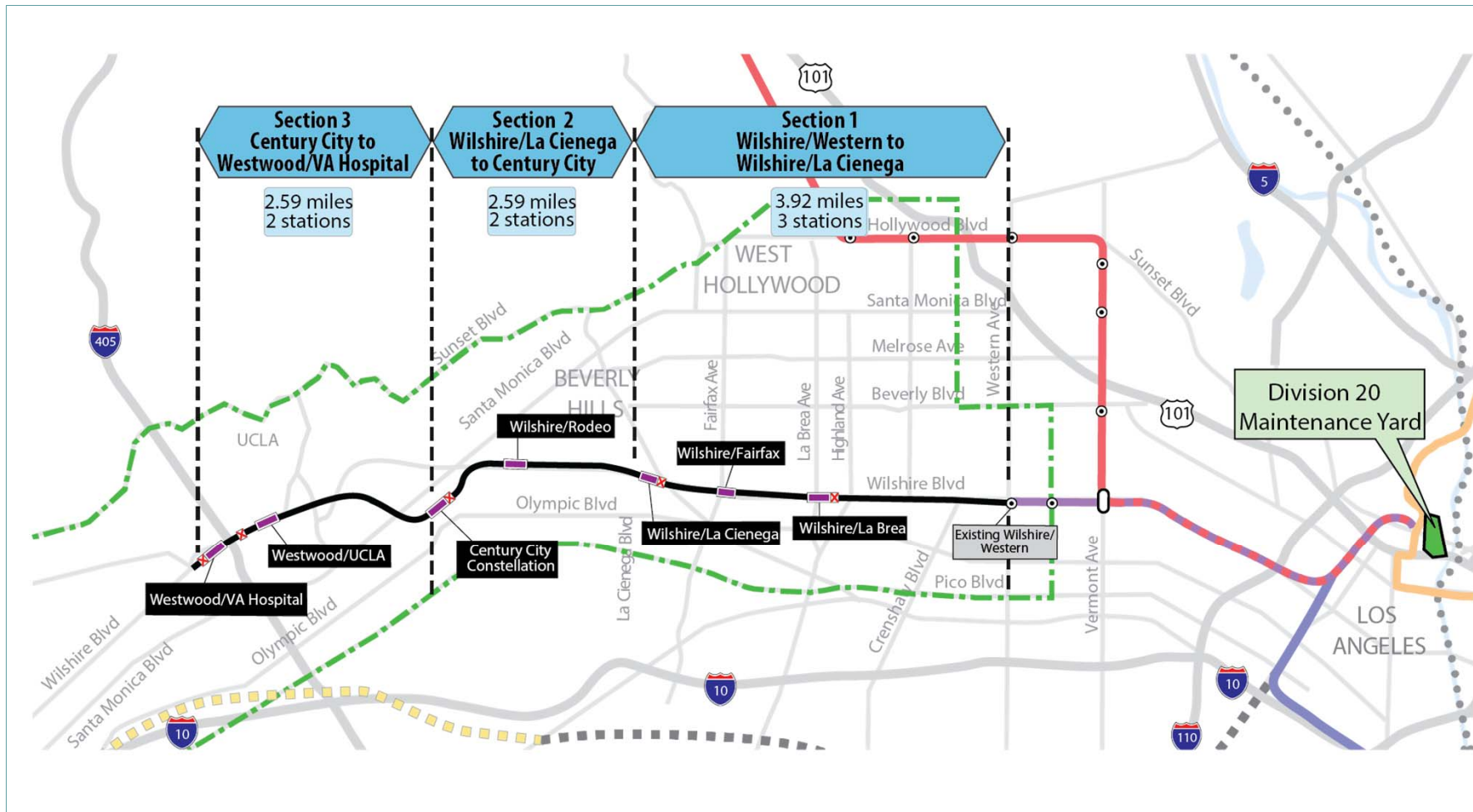
- Successfully launched boring machine “Angeli” for tunneling operations
- Initiated build-out of permanent structural elements at the 1st/Central Station
- Advanced support of excavation (SOE) installations on Flower Street sufficient to facilitate commencement of decking and excavation works
- Safely completed excavation of 2nd/Hope Station Box to an average depth of 100 feet
- Completed 3rd Party utility relocations at 2nd/Broadway Station

Challenges/Risks:

- Obtaining continued City of LA support for, and approval of, the necessary traffic control and extended work hour permits to effectively work in a dense urban setting
- Safely prosecute the first leg of tunneling operations, and the timely excavation of the related tunnel boring machine recovery shaft on Flower Street
- Relocating LADWP underground power assets around 6th/Flower in support of Flower Street-South SOE and downstream schedule operations



Westside Purple Line Extension Project



Westside Purple Line Extension Section 1

Project Budget: \$2,778.9M
(Excludes finance costs)

Forecast Completion: November 2023
Project Complete: 15%

Accomplishments:

FY17

- Achieved substantial completion on Wilshire/La Cienega advanced utility relocation (AUR), ahead of schedule and within budget
- Private utility relocations have been completed at the Wilshire/Fairfax Station area
- Private utility relocations on schedule for completion at the Wilshire/La Cienega Station area
- Complete final design on contracts for Tunnels, Stations, Trackwork & Systems and Division 20 Maintenance of Way/Non-Revenue Vehicle Facility
- Begin Wilshire/Fairfax Station decking and excavation operations
- Award contract for heavy rail vehicles procurement

Planned FY18

- Complete excavation at Wilshire/La Brea Station and Wilshire/Fairfax Station
- Begin Wilshire/La Brea Station concrete operations
- Delivery of tunnel boring machines to project site
- Begin Wilshire/La Cienega Station decking

Challenge/Risk:

- Third party approvals of design and construction in a timely manner
-



Westside Purple Line Extension Section 2

Project Budget: \$ 2,440.9 M

(Excludes finance costs)

Forecast Completion: August 2025

Accomplishments:

FY17

- FTA executed the Full Funding Grant Agreement (FFGA)
- U.S. Department of Transportation issued the TIFIA Loan
- Issued Contract Notice-to-Proceed (NTP) for Construction Management Support Services
- Began utility relocations at Century City Constellation Station and Wilshire/Rodeo Station
- Awarded contract and issue NTP for Tunnels, Stations, Trackwork and Systems
- Continue property acquisitions

Planned FY18

- Begin final design
- Procure tunnel boring machines
- Begin major construction
- Continue third party utility relocations at Century City Constellation and Wilshire/Rodeo Stations
- Continue property acquisitions

Challenge:

- Seek opportunities to accelerate project delivery by 2024



Westside Purple Line Extension Section 3

Projected Budget through FY18: \$291.2M Forecast Completion: TBD
Working Project Estimate: \$2.9 B

Accomplishments:

FY17

- Request FTA's approval to Enter into Engineering
- Continue timely submittals required to seek an Early Systems Work Agreement or Letter of No Prejudice with the FTA for the Design/Build Tunnel Contract

Planned FY18

- Receive FTA's approval to Enter into Engineering (planned for 1st Quarter FY18)
- Award contracts and issue NTPs for the Tunnel Contract and Westwood/UCLA Advanced Utility Relocations
- Initiate procurement for Stations, Track and Systems contract

Challenges/Risks:

- Secure FTA's funding commitment
- Obtain sufficient capacity and capability in a timely manner required to deliver project
- Provide temporary and permanent power



Patsaouras Plaza Busway Station

Project Budget: \$ 39.7 M

Project Completion: November 2018

Accomplishments:

- Completed final design
- Started project construction

Challenges/Risks:

- Continued Third Party cooperation review/approval, including Caltrans, to be consistent with project schedule
- Potential budget and schedule impacts due to design changes or underground conditions
- Heavier than expected winter rains impacting construction work



Metro Blue Line Signal Rehabilitation Project

Project Budget: \$ 93.6 M

Project Completion: August 2020

Accomplishments:

- Secured additional funding from State Cap & Trade Transit and Intercity Rail Capital Program (TIRCP) for \$38.5 million
- Design-build procurement well underway

Challenges/Risks:

- Track allocations coordination with other projects/maintenance on Metro Blue Line
- Existing aged ductbank/conduits may require replacement, potential additional scope
- Additional right-of-way needed for new Slauson Interlocking bungalow near 51st Street
- Meet Cap & Trade deadline for funding
- Awaiting proposals; may impact project budget



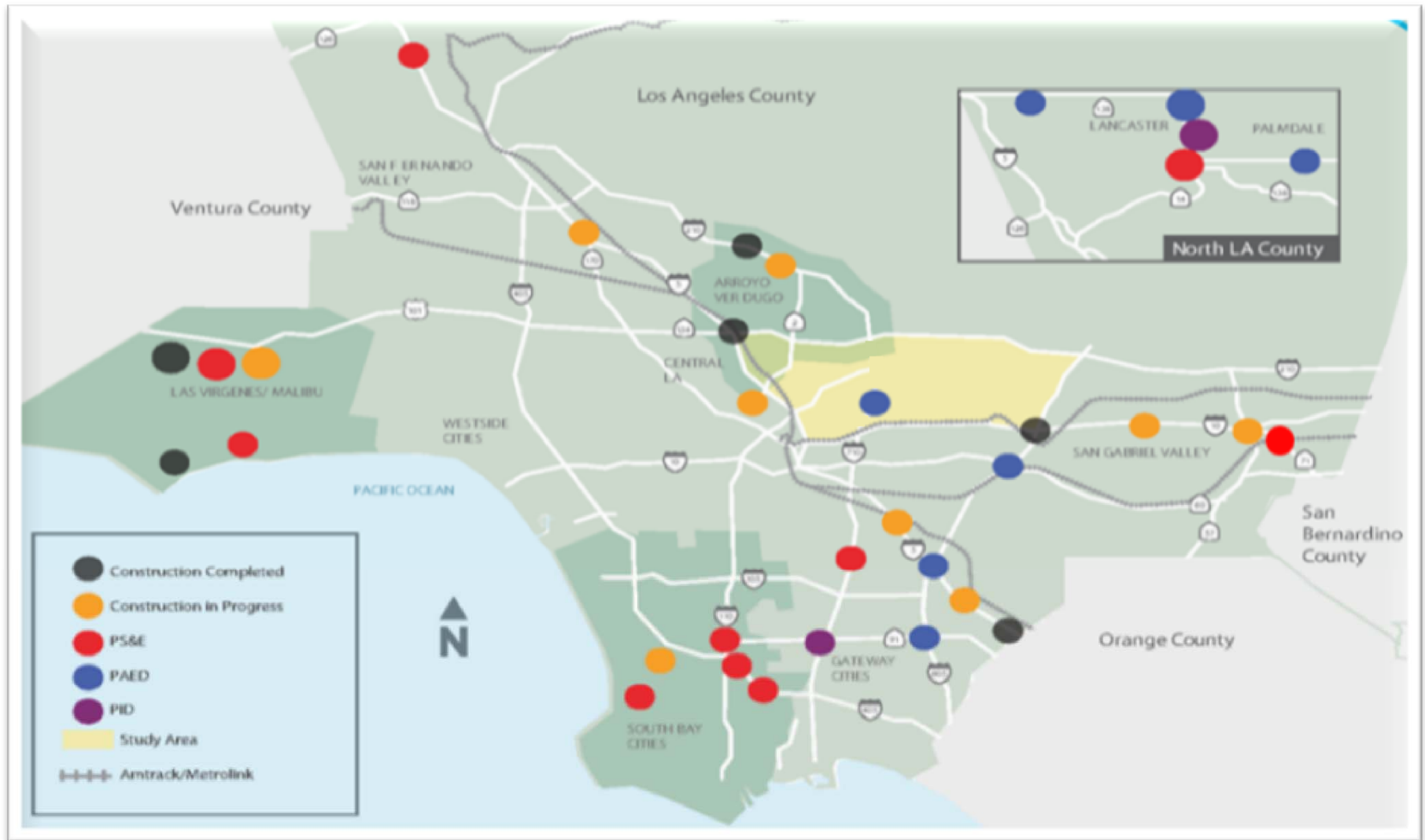
New train control



Project adds 4 Crossovers



Highway Program





Highway Program Status Summary (Measure R Funded)

#	Project	Current Phase	Estimated Cost of Current Phase (\$mil.)	Phase Completion
1	I-5 South – Alondra	Construction	\$114.07	Completed
2	I-5 South – Valley View Interchange	Construction	\$631.12	Aug 2022
3	I-5 South – Shoemaker, Rosecrans, Bloomfield	Construction	\$188.22	July 2018
4	I-5 South – San Antonio, Imperial Hwy and Orr Day	Construction	\$323.29	April 2019
5	I-5 South – Florence	Construction	\$211.67	Sep 2019
6	I-5 South - Carmenita Interchange	Construction	\$419.88	Dec 2018
7	I-5 North - HOV from SR 118 to SR 170	Construction	\$219.49	Completed
8	I-5 North - HOV from SR 170 to North of Buena Vista	Construction	\$94.72	Completed
9	I-5 North – North of Buena Vista to South of Magnolia Blvd	Construction	\$402.38	May 2020
10	I-5 North - Magnolia Blvd to SR 134	Construction	\$137.37	Dec 2019



Highway Program Status Summary (Measure R Funded)

#	Project	Current Phase	Estimated Cost of Current Phase (\$mil.)	Phase Completion
11	I-5 North HOV Project SR 14 to Parker Road	Plan, Specification & Estimate (PS&E)	\$31.0	Dec 2018
12	Interstate 605 Corridor Hot Spots – I-605/I-5 Interchange Improvement	Project Approval / Environmental Document (PAED)	\$20.84	Mar 2019
13	Interstate 605 Corridor Hot Spots – I-605/SR 60 Interchange Improvement	PAED	\$30.0	Feb 2020
14	Interstate 605 Corridor Hot Spots – I-605/SR 91 Interchange Improvement	PAED	\$7.8	May 2019
15	Interstate 605 Corridor Hot Spots – I-710/SR 91 Interchange Improvement	Project Study Report / Project Development Support (PSR/PDS)	\$2.6	June 2017
16	Interstate 405 Crenshaw Blvd On and Off Ramp Improvements	PS&E	\$10.3	Aug 2016
17	Interstate 405 and I-110 Aux Lane from SR 91 to Torrance Blvd	PS&E	\$9.0	Jul 2017
18	SR 138 I-5 to SR 14	PAED	\$25.0	Apr 2017
19	I-710 South	PAED	\$91.0	Sep 2018
20	I-710 South Early Action Projects - Soundwall Projects (3 locations)	PS&E	\$12.7	Feb 2018
Subtotal Measure R Highway Projects			\$2,982.45	



Highway Program Status Summary (Non-Measure R Funded)

#	Project	Current Phase	Estimated Cost of Current Phase (\$mil.)	Phase Completion
21	I-10 HOV from Citrus Avenue to SR 57	Construction	\$264.4	Nov 2021
22	I-10 HOV from Puente Avenue to Citrus Avenue	Construction	\$195.6	Apr 2019
23	SR 57 and SR 60 Mixed Flow Interchange ** (Eastbound and Westbound flyover off-ramp to Grand Ave, Eastbound on-ramp SR-60)	PS&E	\$13.0*	Sep 2020
24	SR 71: Interstate 10 to Mission Blvd **	PS&E and ROW	\$16.0	Dec 2019
25	SR 71: Mission Blvd to Rio Rancho Road **	PS&E and ROW	\$40.0	Dec 2019
Subtotal Non-Measure R Funded Highway Projects			\$529.0	
Total Highway Program			\$3,511.45	

* Initial Budget Estimate is through completion of Design

** These are projects with completed PAED and in Approved 2009 LRTP and 2014 SRTP



I – 5 Corridor Construction



**I-5 Corridor
Construction Projects
Managed by Caltrans
and Oversight by Metro**





I-5 North: SR 118 to SR 134



Project Phase: Construction

Project Managed by Caltrans:

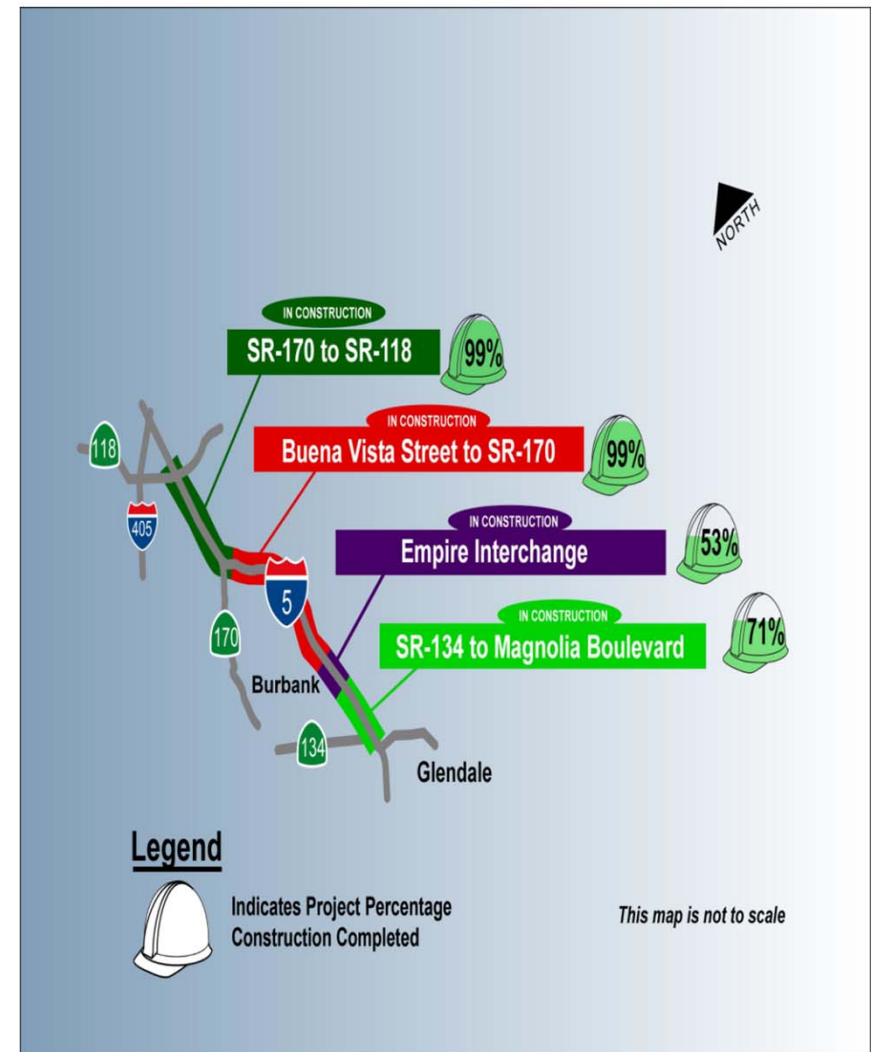
- Approved Budget: \$853.96 M
- Estimated Cost to Complete Construction: TBD

Accomplishments:

- SR170 to SR118 – Open to traffic, plant establishment in progress
- North of Buena Vista to SR170 – Open to traffic, plant establishment in progress
- North of Buena Vista to Magnolia Blvd including Empire Blvd Interchange – Construction in progress
- SR 134 to Magnolia Blvd – Construction in progress

Challenges/Risks:

- Adverse field conditions
- Utility relocation/ Railroad work changes
- Survey work related to roadway and structures
- LA River Bridge construction requires significant changes to avoid working on the River bed
- Potential schedule and budget impacts





I-5 South: Orange County Line to I-605



Project Phase: Construction

Project Managed by Caltrans:

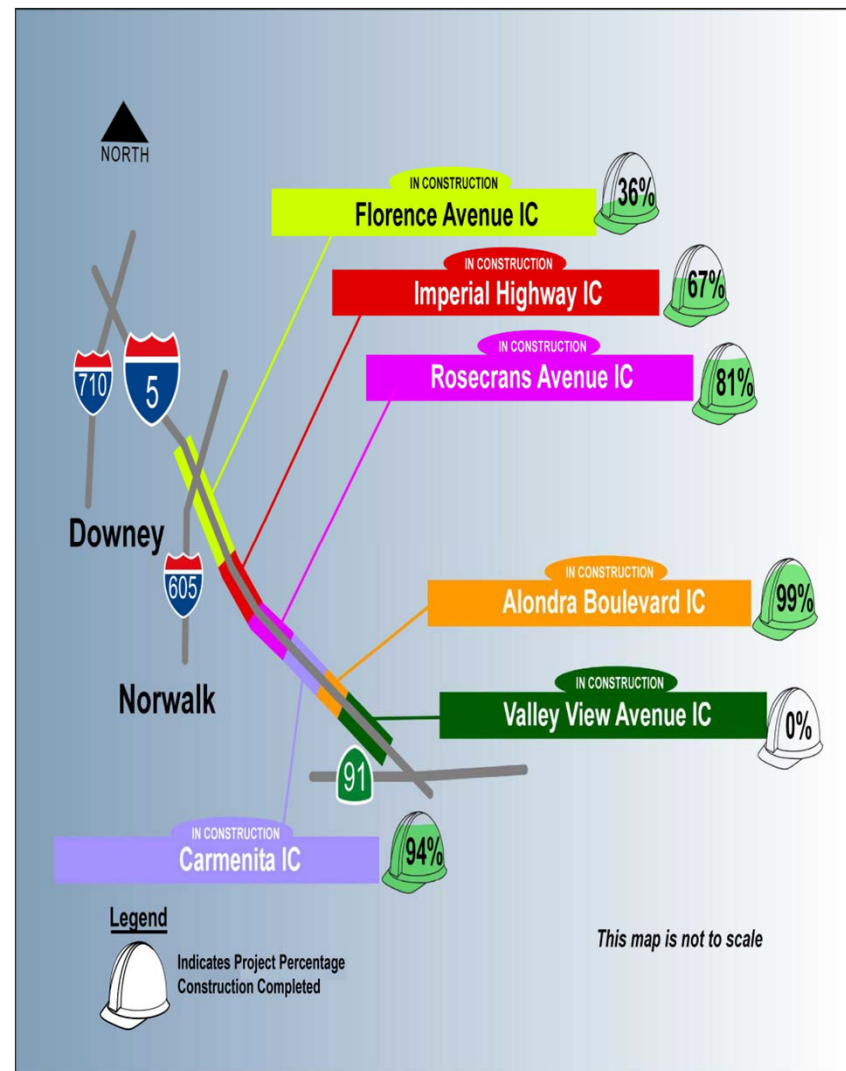
- Approved budget: \$1,888.25 M
- Estimated Cost to Complete Construction: TBD

Accomplishments:

- Alondra Blvd – Open to traffic, plant establishment in progress
- Valley View Avenue – Construction began fall 2016
- Rosecrans Avenue – Construction in progress
- Imperial Highway – Construction in progress
- Florence Avenue – Construction in progress
- Carmenita Interchange – Interchange open to traffic fall 2016. Construction on local streets in progress

Challenges/Risks:

- Extensive utility and ROW relocation
- Adverse field conditions and railroad work
- Potential schedule and budget impacts
- Timely resolution of valid contractors' claims



I-605 “Hot Spots”



Project Phase: Various

Approved Budget: \$61.24 M

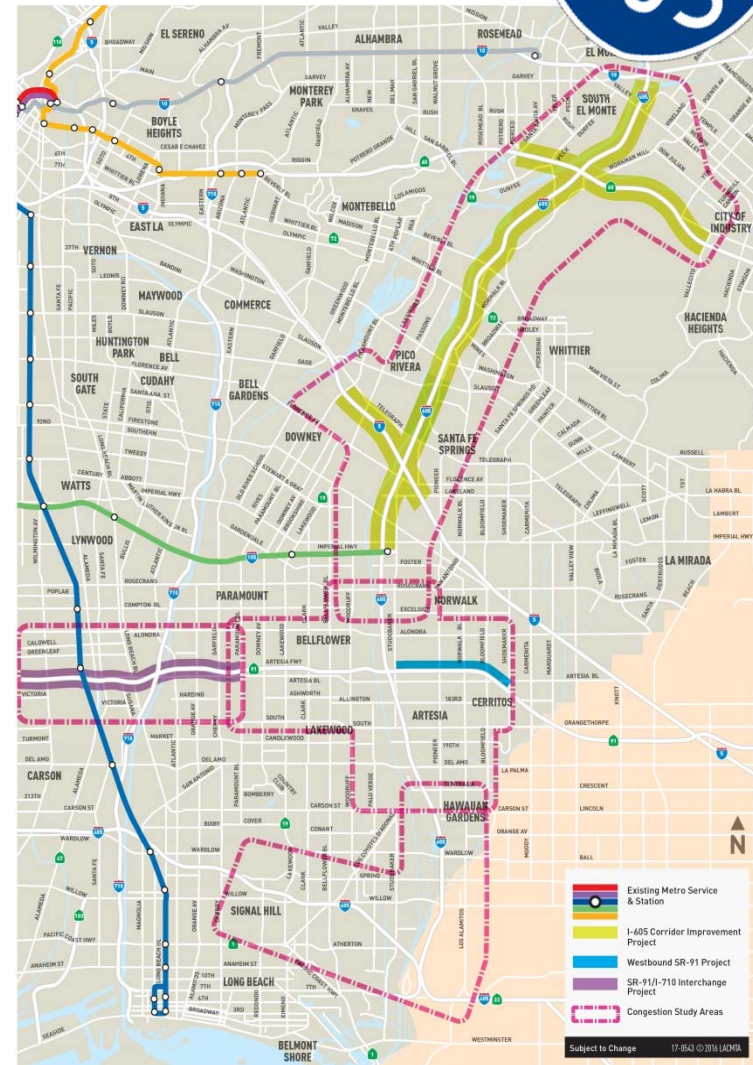
Estimated Cost to Complete Phase: \$61.24 M

Accomplishments:

- Aggressive contract starts:
 - 605/5 PAED awarded December 2015
 - 710/91 PSR-PDS awarded December 2015
 - 605/91 PAED awarded May 2016
 - 605/60 PAED awarded June 2016
- Effective coordination of all contracts

Challenges/Risks:

- Availability of funding to advance projects to design and construction
- Strategy to resolve: Consider un-bundling the mega projects to smaller fundable projects with independent utility and sustainability



I-710 South



Project Phase: Preliminary Engineering & Environmental

Approved Budget: \$91 M

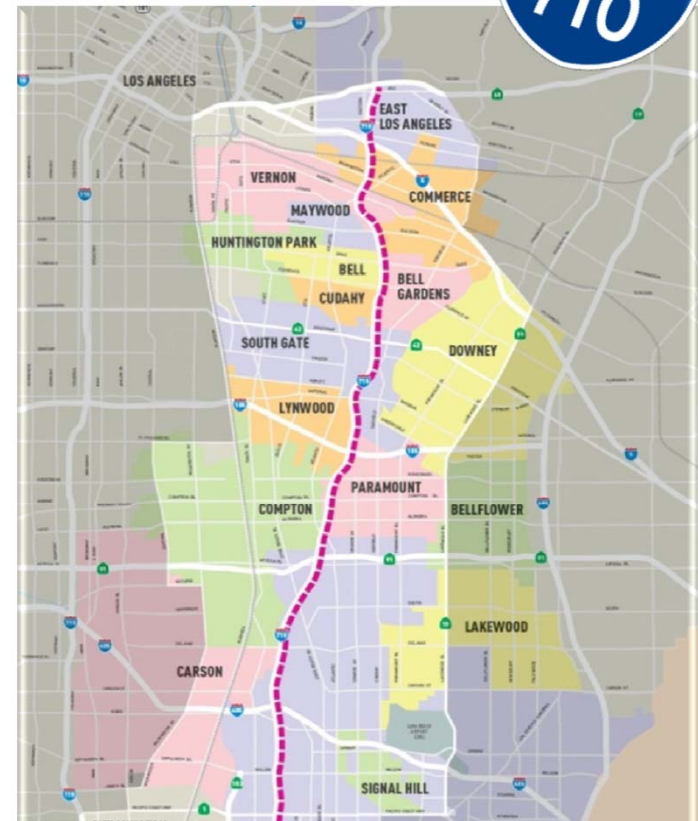
Estimated Cost to Complete Phase: \$91 M

Accomplishments:

- On schedule
- Conducting additional studies as directed by the Board
- Strong collaborative work with the local agencies, communities, and Metro Board members in addressing community concerns
- Pursuing early action projects during the development of the corridor environmental documents

Challenges/Risks:

- Availability of funding to pursue design and construction of the proposed improvements
- Strategy to resolve: Pursue implementation of early action projects with independent utility and sustainability



FY2018 APE

Regional Rail Program



Regional Rail Program Summary

#	Project	Current Phase	Estimated Cost of Current Phase (\$mil.)	Phase Completion
1	LINK Union Station	Environmental & PE	\$71	June 2019
2	Bob Hope Airport Metrolink Station Pedestrian Bridge Project	Environmental & 90% Design	\$4	To Be Determined
3	Bob Hope Airport/Hollywood Way Metrolink Station Project	Construction	\$15	April 2018
4	Doran Street and Broadway/Brazil Safety and Access Project	Environmental/100% Design	\$10	June 2018
5	Brighton to Roxford Double Track Project	Environmental; Plan, Specification & Estimate 100% Design	\$15	October 2018
6	Rosecrans/Marquardt Grade Separation Project	Environmental; Plan, Specification & Estimate 100% Design, Real Estate Acq.	\$155.3 (including construction)	June 2022
7	Lone Hill to CP White Double Track Project	Environmental & 30% PE	\$5	June 2017
Total Regional Rail Program			\$275.3	



Burbank Airport – North Station

Project Budget: \$15M

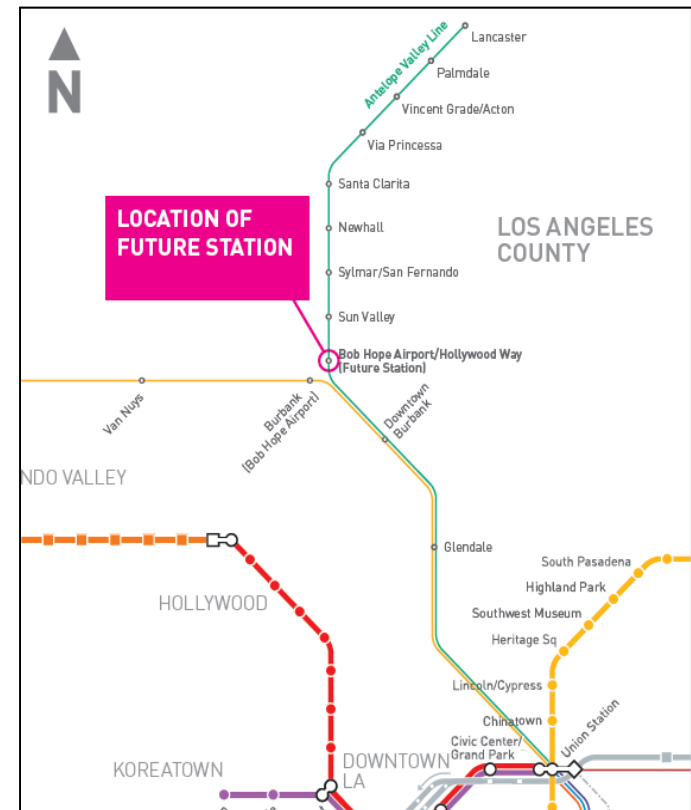
Construction Completion: April 2018

Accomplishments:

- 100% design complete, including City of Burbank's requested revisions for cost-effective Operating & Maintenance (O&M)
- Airport committed to providing courtesy shuttle service between Station and Airport
- Established O&M Plan with the Burbank Airport, City of Burbank, and City of Los Angeles
- Notice of Award for Construction issued January 2017

Challenges/Risks:

- To arrange short term, long term parking solution with the City of Burbank
- Potential closure of Sun Valley Station (within 2 miles of Bob Hope Station) to be determined



Rosecrans/Marquardt Grade Separation Project

Working Project Estimate: \$155.3 M

Phase Completion: June 2022

Accomplishments:

- Alternative #2 Offset overpass with connector roads was approved by Santa Fe Springs City Council and the Metro Board
- Environmental documentation obtained
CEQA clearance
- Completed 65% Design

Challenges/Risks:

- Multi-agencies cooperation and approval process
- Minimize traffic impacts during construction
- Constraints at Coyote Creek
- Diagonal rail crossing at a busy intersection may be a potential risk
- Securing multi-agency funding for construction



Link Union Station (US)

Estimated Cost to Complete Environmental/PE: \$71M
Environmental/PE Completion Date: June 2019

Accomplishments:

- Commitment of \$15M and \$3.76 M California High Speed Rail funding
- Environmental Design accommodated High Speed Rail and integrated passenger concourse
- 4 Concepts advanced to 10% design level with 1 preferred concept recommended for Environmental Clearance/PE design

Challenges/Risks:

- Obtain funding for design, right-of-way, and construction
- Secure full funding agreement with California High Speed Rail by June 2017



FY18 APE Summary

- New Projects with Planned Adoption of Life-of-Project Budget (separate Board action):
 - Rosecrans/Marquardt Grade Separation Project
 - Airport Metro Connector Project
 - Willowbrook/Rosa Parks Station Improvements Project
- Existing Projects with Potential Adjustments to LOP Budget
 - MBL Signal Rehabilitation Project (separate board action)
 - I-5 South: Orange County Line to I-605
 - I-5 North: SR 118 to SR 134



Next Steps

- Project Managers to manage project scope, budget, and schedule for quality, on-time and within budget delivery
- To present project-specific Life-of-Project budget for Board review and adoption
- Secure resources and staffing needed to manage and support project delivery
- Seek additional revenue sources needed to fulfill funding commitment required to build and deliver projects



Appendix: Project Listing by Type

	TRANSIT CAPITAL PROJECTS WITH TOTAL PROJECT COSTS > \$5 M	TYPE	LOP BUDGET (\$ MIL.)
1	BRT Freeway Station Sound Enclosure	Bus Facilities Improvements	\$5.8
2	Fuel Storage Tank Program (FY18 - FY21)	Bus Facilities Improvements	\$13.2
3	Metro Silver Line Improvements & Upgrades	Bus Facilities Improvements	\$7.8
4	Division 3 Master Plan Phases II-IV	Bus Facilities Improvements	\$13.2
5	Division 1 Improvements	Bus Facilities Improvements	\$20.9
6	Bus Facility Maintenance Improvements & Enhancements Phase II	Bus Facilities Improvements	\$20.9
7	Bus Facility Maintenance Improvements & Enhancements Phase I	Bus Facilities Improvements	\$21.2
8	Bus Facilities Maintenance & Improvement - Phase III	Bus Facilities Improvements	\$21.7
9	Patsaouras Plaza Bus Station Construction	Bus Facilities Improvements	\$39.8
10	El Monte Busway & Transit Center Expansion	Bus Facilities Improvements	\$60.1
		Bus Facilities Improvements Total	\$225
11	Crenshaw/LAX Light Rail Transit: Construction	Major Construction	\$2,058.0
12	Regional Connector: Construction	Major Construction	\$1,755.8
13	Westside Purple Line Extension Section 1 Project	Major Construction	\$2,778.9
14	Westside Purple Line Extension Section 2 Project	Major Construction	\$2,440.9
15	Westside Purple Line Extension Section 3 Project	Major Construction	\$291.2 (a)
		Major Transit Construction Total	\$9,325
16	Patsaouras Bus Plaza Paver Retrofit	Misc. Capital Projects	\$9.1
17	Division 20 Portal Widening Turnback Facility	Misc. Capital Projects	\$17.2 (b)
18	Division 22 Paint And Body Shop	Misc. Capital Projects	\$11.0
		Misc. Capital Projects Total	\$37
19	Southwestern Maintenance Yard	Rail Facilities Improvements	\$157.0
20	Systemwide Elevator Installations (Vertical Systems)	Rail Facilities Improvements	\$8.0
21	LRT Freeway Stations Sound Enclosures	Rail Facilities Improvements	\$8.6
22	Metro Red Line Civic Center Station Escalator/Elevator Modernization	Rail Facilities Improvements	\$12.0
23	Metro Red Line Escalator Replacement/Modernization	Rail Facilities Improvements	\$20.8
24	Metro Red Line to Orange Line Underpass at North Hollywood Station	Rail Facilities Improvements	\$23.1
		Rail Facilities Improvements Total	\$229
25	Metro Gold Line I-210 Barrier Replacement Phase I	Security/Safety	\$11.1 (c)
26	Metro Emergency Security Operations Center	Security/Safety	\$112.7
		Security/Safety Total	\$124
27	Metro Blue Line Pedestrian Safety Enhancement at Grade Crossings	Wayside Systems	\$30.2
28	Metro Blue Line Signal System Rehabilitation	Wayside Systems	\$93.6
		Wayside Systems Total	\$124
		TRANSIT CAPITAL TOTAL	\$10,064

(a) Based on projected budget through FY18.

(b) This is the approved budget to complete preliminary engineering.

(c) Design LOP budget approved for risk assessment study, environmental clearance and final design.



Appendix: Project Listing by Type

HIGHWAY		TYPE	CURRENT ESTIMATE (\$ MIL.)
1	I-5 South – Alondra	Measure R Highway Capital Project	\$114.1
2	I-5 South – Valley View Interchange	Measure R Highway Capital Project	\$631.1
3	I-5 South – Shoemaker, Rosecrans, Bloomfield	Measure R Highway Capital Project	\$188.2
4	I-5 South – San Antonio, Imperial Hwy and Orr Day	Measure R Highway Capital Project	\$323.3
5	I-5 South – Florence	Measure R Highway Capital Project	\$211.7
6	I-5 South – Carmenita Interchange	Measure R Highway Capital Project	\$419.9
7	I-5 North – HOV from SR 118 to SR 170	Measure R Highway Capital Project	\$219.5
8	I-5 North – HOV from SR 170 to North of Buena Vista	Measure R Highway Capital Project	\$94.7
9	I-5 North – North of Buena Vista to South of Magnolia Blvd	Measure R Highway Capital Project	\$402.4
10	I-5 North – Magnolia Blvd to SR 134	Measure R Highway Capital Project	\$137.4
11	I-5 North HOV Project	Measure R Highway Capital Project	\$31.0
12	Interstate 605 Corridor Hot Spots – I-605/I-5 Interchange Improvement	Measure R Highway Capital Project	\$20.8
13	Interstate 605 Corridor Hot Spots – I-605/SR 60 Interchange Improvement	Measure R Highway Capital Project	\$30.0
14	Interstate 605 Corridor Hot Spots – I-605/SR 91 Interchange Improvement	Measure R Highway Capital Project	\$7.8
15	Interstate 605 Corridor Hot Spots – I-710/SR 91 Interchange Improvement	Measure R Highway Capital Project	\$2.6
16	Interstate 405 Crenshaw Blvd On and Off Ramp Improvements	Measure R Highway Capital Project	\$10.3
17	Interstate 405 and I-110 Aux Lane from SR 91 to Torrance Blvd	Measure R Highway Capital Project	\$9.0
18	SR 138 I-5 to SR 14	Measure R Highway Capital Project	\$25.0
19	I-710 South	Measure R Highway Capital Project	\$91.0
20	I-710 South Early Action Projects - Soundwall Projects (3 locations)	Measure R Highway Capital Project	\$12.7
		Measure R Highway Total	\$2,982.5
21	I-10 HOV from Citrus Avenue to SR 57	Other Highway Projects	\$264.4
22	I-10 HOV from Puente Avenue to Citrus Avenue	Other Highway Projects	\$195.6
23	SR 57 and SR 60 Mixed Flow Interchange	Other Highway Projects	\$13.0
24	SR 71: Interstate 10 to Mission Blvd	Other Highway Projects	\$16.0
25	SR 71: Mission Blvd to Rio Rancho Road	Other Highway Projects	\$40.0
		Other Highway Total	\$529.0
		HIGHWAY PROGRAM TOTAL	\$3,511
REGIONAL RAIL		TYPE	CURRENT ESTIMATE (\$ MIL.)
1	LINK Union Station	Regional Rail	\$71
2	Bob Hope Airport Metrolink Station Pedestrian Bridge Project	Regional Rail	\$4
3	Bob Hope Airport/Hollywood Way Metrolink Station Project	Regional Rail	\$15
4	Doran Street and Broadway/Brazil Safety and Access Project	Regional Rail	\$10
5	Brighton to Roxford Double Track Project	Regional Rail	\$15
6	Rosecrans/Marquardt Grade Separation Project	Regional Rail	\$155.3
7	Lone Hill to CP White Double Track Project	Regional Rail	\$5
		REGIONAL RAIL PROGRAM TOTAL	\$275