




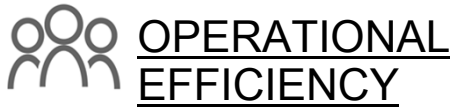
2018 ENERGY & RESOURCE REPORT

Presentation to the Metro Executive Management Committee
July 2018



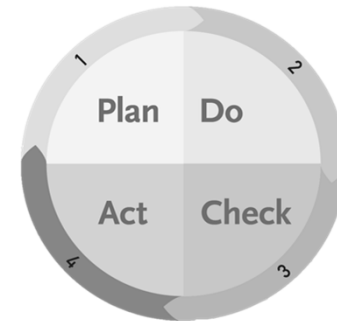
APTA PROTOCOL

Sustainability Commitment - Annual report on ten metrics across six indicator areas for CY2017



Why do we do it?

- 1) Monitor performance – continual improvement
- 2) Identify trends to inform current and future initiatives
- 3) Celebrate successes across the agency
- 4) Increase transparency, share data and best practices



KEY ACCOMPLISHMENTS



AIR QUALITY

- Bus Fleet: **40%** reduction in NOx emissions since 2012 (**82%** since 2008)
- Non-Revenue Fleet: **26%** reduction in NOx from 2016 through hybrid fleet conversions and lower mileage



CLIMATE

- **22%** reduction in greenhouse gas emissions (GHG) since 2012 from cleaner electricity grid
- Metro reduces more GHG emissions through VMT reduction (than it produces from its operations) by a factor of **1.1x**



WASTE

- Landfill diversion rate improved **35%** from 2016
- Not just recycling – waste reduction and material reuse best practices



Metro

PROGRAM HIGHLIGHTS

ENVIRONMENTAL JUSTICE

Metro's transit planning process and construction policies address long-term environmental equity by reducing air pollution and improving quality of life.



SUSTAINABILITY COUNCIL

Advisory council of **26** sustainability sector representatives and stakeholder groups.



GROWING A GREENER WORKFORCE

Over **480** Metro employees and community members had been trained and certified as sustainability professionals.



GREEN CONSTRUCTION POLICY

Metro's Green Construction Policy (GCP) program has significantly reduced criteria air pollutants in densely populated areas of our region.

