

LA Metro's Transit Homeless Action Plan

**Quarterly Board Update
2019-0718**



Metro Provides Excellence in Service and Support.

LA County Homeless

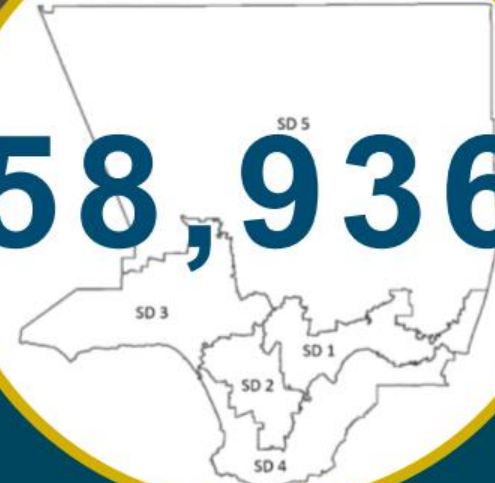
People **experiencing** homelessness at point-in-time count

CITY OF LOS ANGELES
16% Increase

36,300



58,936

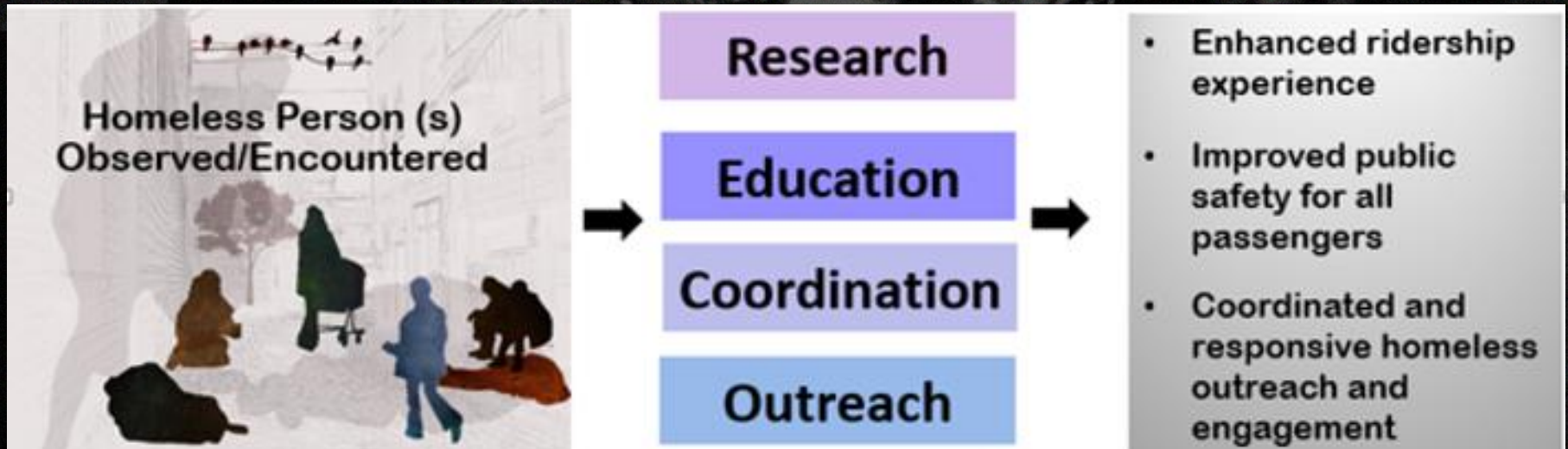


COUNTY OF LOS ANGELES
12% Increase

The LA CoC total number was 56,257 a 12% increase from 2018. The LA CoC is Los Angeles County excluding Glendale, Pasadena, & Long Beach CoCs.


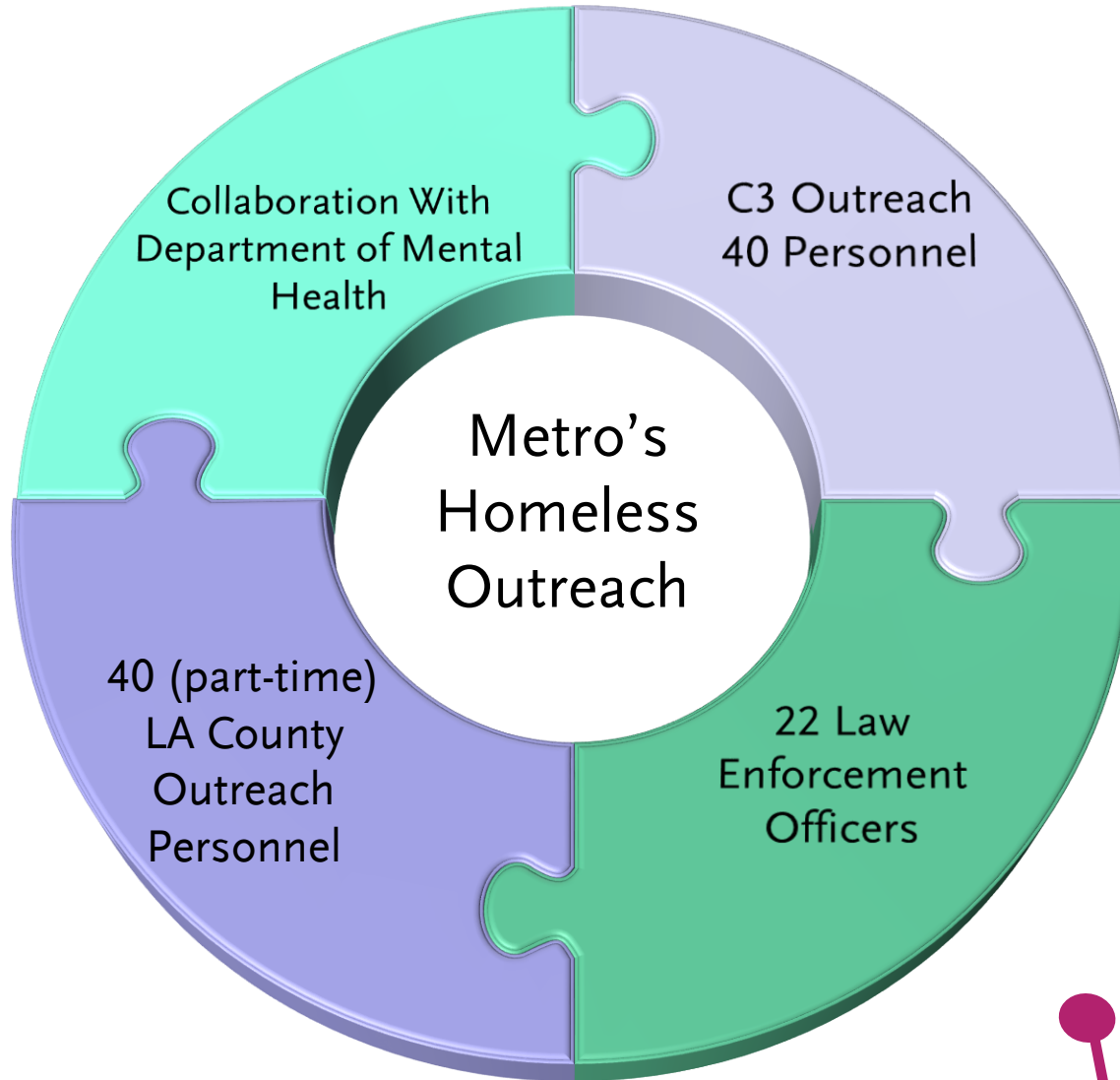
*LAHSA 2019 vs. 2018 figures

LA Metro's Homeless Action Plan



Metro®

Holistic Approach



C3 Teams Outreach Results

Performance Measure	Number of Persons Served	Cumulative of Persons Served
	Jan-Aug 2019	(May 2017-Aug 2019)
Contacts with unduplicated individuals	1,768	5,818
Unduplicated individuals engaged	667	3,071
Unduplicated individuals provided services (obtaining vital documents, follow-up activities, transportation, CES packet, clinical assessment, etc.) or successful referral (supportive services, benefits linkage etc.)	899	2,462
Unduplicated individuals engaged who are successfully linked to an interim housing resource	446	1,034
Unduplicated individuals engaged who are linked to a permanent housing resource	69	358
Unduplicated individuals engaged who are permanently housed	75	145



Metro