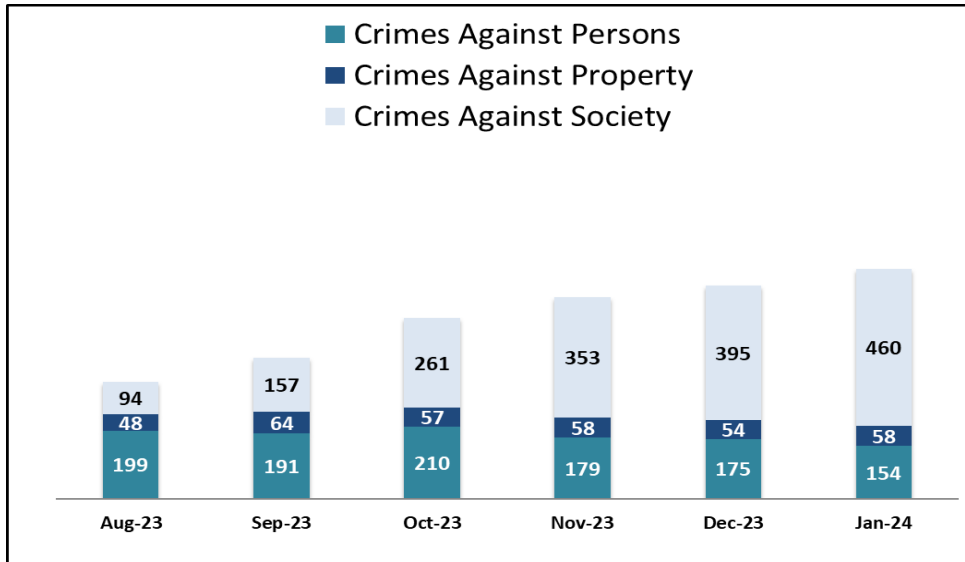


SYSTEM-WIDE LAW ENFORCEMENT OVERVIEW

JANUARY 2024

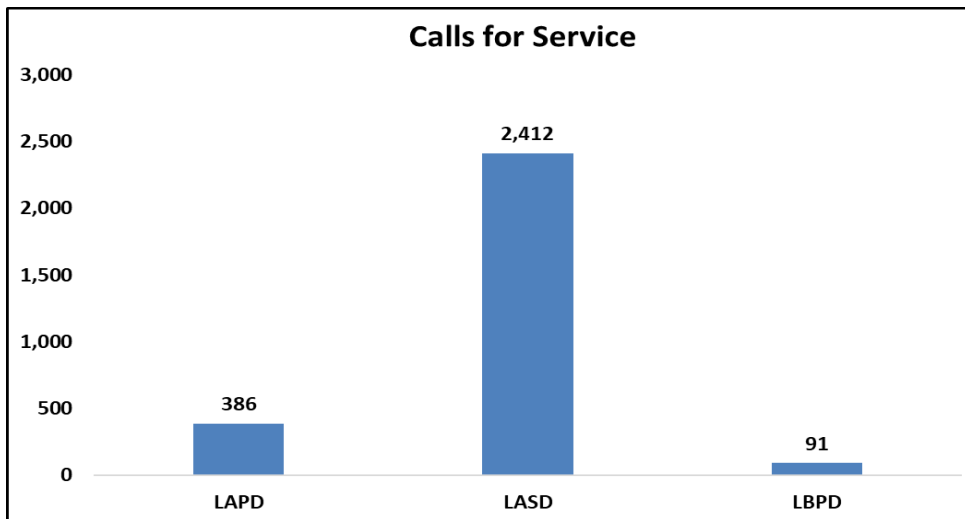
Attachment C

Total Crimes


Crimes Against Persons: violent crimes (i.e., homicide, aggravated assaults) are those in which the victims are always individuals

Crimes Against Property: crimes to obtain money, property, or some other benefit (i.e., theft, vandalism, robbery)

Crimes Against Society: represent society's prohibition against engaging in certain types of activity (i.e., drug violations)

Calls for Service


SYSTEM-WIDE LAW ENFORCEMENT OVERVIEW

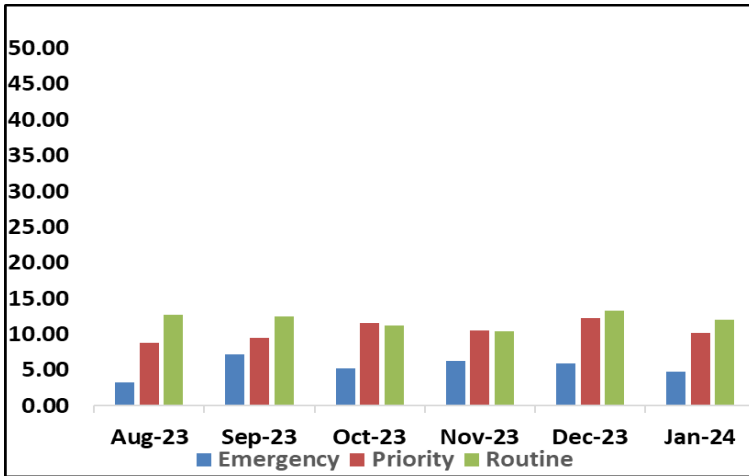
JANUARY 2024

Attachment C

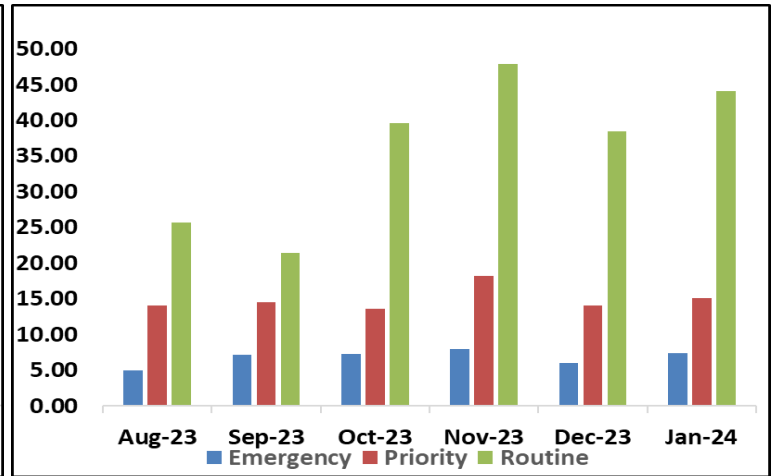
Average Incident Response Times

These graphs show how long it takes (in minutes) for LAPD, LASD, and LBPD to respond to Emergency, Priority, and Routine calls

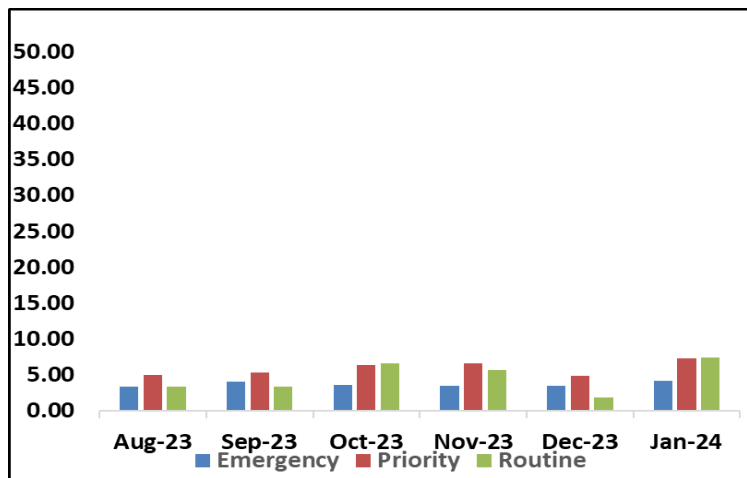
LAPD



LASD



LBPD



Transit Police

Monthly Crime Report



Attachment C

	2024	2023	%
	January	January	Change
CRIMES AGAINST PERSONS			
Homicide	0	1	-100.0%
Rape	2	0	200.0%
Robbery	19	28	-32.1%
Aggravated Assault	25	43	-41.9%
Aggravated Assault on Operator	4	1	300.0%
Battery	85	101	-15.8%
Battery on Operator	12	8	50.0%
Sex Offenses	7	3	133.3%
SUB-TOTAL	154	185	-16.8%
CRIMES AGAINST PROPERTY			
Burglary	0	2	-100.0%
Larceny	43	40	7.5%
Bike Theft	1	0	100.0%
Motor Vehicle Theft	4	2	100.0%
Arson	0	0	0.0%
Vandalism	10	15	-33.3%
SUB-TOTAL	58	59	-1.7%
CRIMES AGAINST SOCIETY			
Weapons	18	5	260.0%
Narcotics	69	33	109.1%
Trespassing	373	31	1103.2%
SUB-TOTAL	460	69	566.7%
TOTAL	672	313	114.7%
ENFORCEMENT EFFORTS			
Arrests	751	285	163.5%
Citations	674	430	56.7%
Calls for Service	2,889	1,448	99.5%



Metro

SYSTEM SECURITY & LAW ENFORCEMENT

MONTHLY, BI-ANNUAL, ANNUAL COMPARISON

JANUARY 2024

Attachment C

Crimes

Monthly

System-Wide	Jan-24	Jan-23	% Change
Crimes Against Persons	154	185	-16.76%
Crimes Against Property	58	59	-1.69%
Crimes Against Society	460	69	566.67%
Total	672	313	114.70%

Six Months

System-Wide	Aug-23-Jan-24	Aug-22-Jan-23	% Change
Crimes Against Persons	1,108	965	14.82%
Crimes Against Property	339	347	-2.31%
Crimes Against Society	1,720	244	604.92%
Total	3,167	1,556	103.53%

Annual

System-Wide	Feb-23-Jan-24	Feb-22-Jan-23	% Change
Crimes Against Persons	2,204	1,963	12.28%
Crimes Against Property	748	864	-13.43%
Crimes Against Society	2,722	390	597.95%
Total	5,674	3,217	76.38%

Average Emergency Response Times

Monthly

Jan-24	Jan-23	% Change
5:28	6:04	-9.89%

Six Months

Aug-23-Jan-24	Aug-22-Jan-23	% Change
5:18	5:28	-3.05%

Annual

Feb-23-Jan-24	Feb-22-Jan-23	% Change
5:29	5:30	-0.30%

Bus Operator Assaults

Monthly

Jan-24	Jan-23	% Change
16	9	77.78%

Six Months

Aug-23-Jan-24	Aug-22-Jan-23	% Change
91	76	19.74%

Annual

Feb-23-Jan-24	Feb-22-Jan-23	% Change
175	160	9.38%

Ridership

Monthly

Jan-24	Jan-23	% Change
24,024,647	21,234,326	13.14%

Six Months

Aug-23-Jan-24	Aug-22-Jan-23	% Change
147,930,181	132,546,969	11.61%

Annual

Feb-23-Jan-24	Feb-22-Jan-23	% Change
287,695,351	257,720,936	11.63%



Metro

SYSTEM SECURITY & LAW ENFORCEMENT

MONTHLY, BI-ANNUAL, ANNUAL COMPARISON

JANUARY 2024

Attachment C

