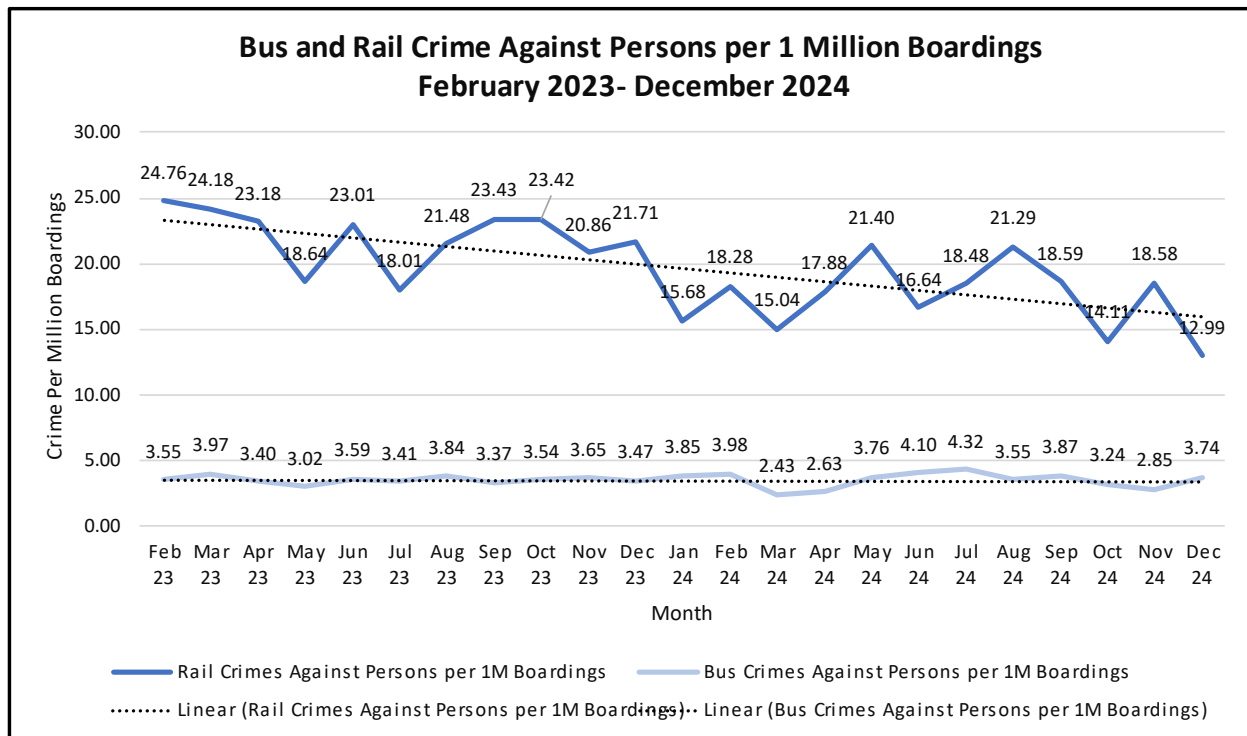


Long-Term Crime Trends on Bus & Rail (February 2023 to December 2024)

The Proportion of Violent and Property Crimes Increased on Bus Relative to Rail
Evaluating Crimes Against Persons and Crimes Against Property, 62% of all such crimes occurred on the rail system in 2023 and 38% on buses. In 2024, the rail proportion decreased to 57%, while the bus proportion increased to 43%. (Crimes Against Society were excluded because they are either reflective of crimes committed elsewhere (such as outstanding warrants) or are “victimless” crimes whose reporting trends may go up or down as enforcement evolves).

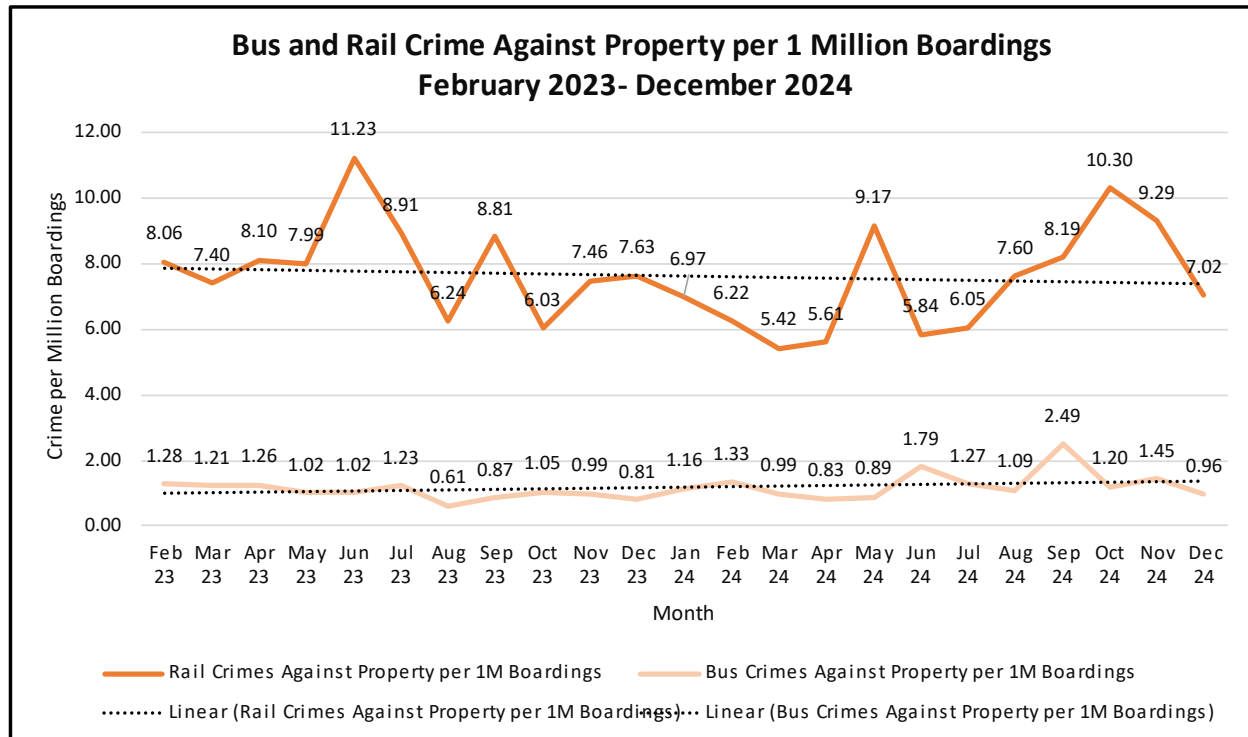
Focus on Rail Shows Results

Adjusted for ridership growth, violent crime on our rail lines is down significantly, from 24.8 crimes per one million boardings in February 2023 to 13.0 crimes per one million boardings in December 2024, with a continued downward trend. The bus system's rate was 3.6 crimes per one million boardings in February 2023 and 3.7 crimes per one million boardings in December 2024, with a virtually flat trendline.

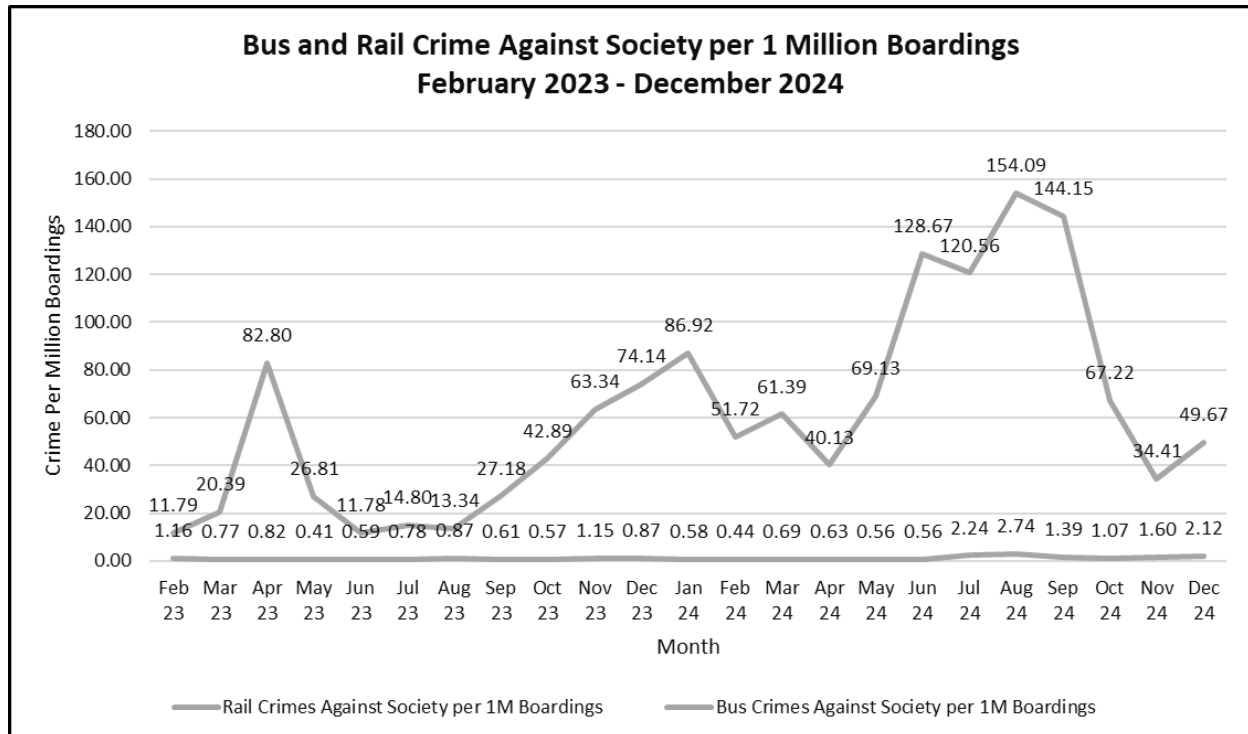


Crimes Against Property in the rail system have declined to historical norms after unusually high numbers in the previous two months, with the long-term average on a downward trend. These crimes were at the rate of 8.0 crimes per one million boardings in February 2023 and are down to 7.0 crimes per one million boardings in December

2024. On the bus side, there were 1.3 crimes per one million boardings in February 2023 and 1.0 crimes per one million boardings in December 2024. Low December numbers have been masking an upward trend over the past 23 months.



Crimes Against Society tend to fall under an entirely different paradigm. Crimes in these categories are “victimless” crimes that often go un- or underreported. Swings in these crime rates may be significant as police enforcement volume and strategies vary. Law enforcement campaigns related to trespassing, narcotics, weapons, and outstanding warrants occurred at several points in 2023 and 2024, with the most prominent campaign represented by the Public Safety Surge. As they were all focused on rail lines, Crimes Against Society on the rail system rose and fell accordingly. In February 2023, the rate was 11.8 per million boardings, went as high as 154.1 in August 2024, and fell back to 49.7 per million boardings in December 2024. No long-term trend could be discerned. Crimes Against Society have stayed relatively flat on the bus side, with 1.2 per million boardings in February 2023 and 2.12 per million boardings in December 2024.



There are several possible explanations for these results. One is a “leakage” of unwanted activity from rail to bus. Criminals on rail encountered more security deployments and adjusted their behavior as a result. Sometimes, these were new deployments, while other times, existing security resources were shifted from bus to rail, resulting in reduced bus enforcement. For example, some law enforcement bus riding teams have been moved to trespassing enforcement on rail. Changes in bus riding hours over the past year have been discussed in another section of this report.

Another explanation is that some criminal activity has been eliminated from the Metro system entirely. Because crime on rail accounts for a larger proportion of overall crime than crime on buses, declines in crime on the rail system have resulted in a systemwide crime decline (per million boardings) since the start of additional enforcement campaigns in February 2023.