

Measure M Local Return

July 2020 update



Susan Richan and Chelsea Meister,
Local Programming



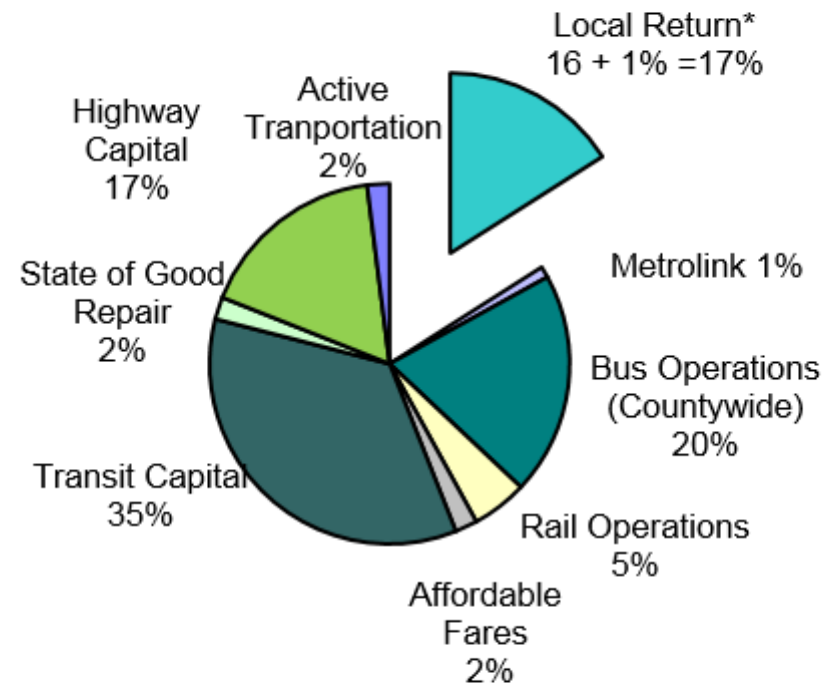
Local Return (LR) – Measure M

- Measure M (approved in 2016 – funding started FY18)
 - 17% LR share (16% share plus 1% of the 1.5% off the top)
- Requires Assurances and Understanding agreement

- Jurisdictions are audited annually for compliance to **Measure M**
Data from the LRMS
(Formerly on the Form M-One and Form M-Two)

Due dates are the same for all LR:
August 1 (budget) and
October 15th (expenditures)

MEASURE M



*Local Return receives 1% from the 1.5% of the "off the top" Administration



Local Return Managements System (LRMS) Dashboard

☰ 🔍
M Metro

? 🔔 72 ☰ 👤

Edit
☆ City of Beverly Hills :
🌐
📊
📺
🖨️
⚙️
👤 Share



Reporting Fiscal Year
2020

City of Beverly Hills Local Returns Dashboard

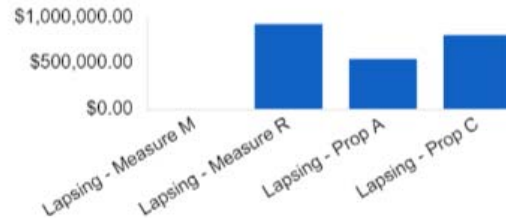
Martha Eros
3102852542
meros@beverlyhills.org

of Budget Requests




● Total Approved Projects - MM
● Total Approved Projects - MR

Lapsing Report



Budget Requests by Fund Source



Data Intake Section

[Budget Requests - Measure M](#)

[Budget Requests - Measure R](#)

[Budget Requests - Prop A](#)

[Budget Requests - Prop C](#)

[📄 Enter Budget Requests](#)

[📄 Actuals - \(Measure M\)](#)

[📄 Actuals - \(Measure R\)](#)

[📄 Actuals - \(Prop A\)](#)

[📄 Actuals - \(Prop C\)](#)

Reports Section

[📄 Budget Report for Dashboard](#)

[📄 Lapsing Report - Beverly Hills](#)

[📄 City of Beverly Hills- TDA3](#)

[📄 8/1/2021 - Project Status Update](#)

LRMS – Details

- Phase 1 of LRMS rollout has been completed
- The LRMS went live on September 1st 2020 and responses from cities have been overwhelmingly positive
- Cities entered their “Project Status Update” and “Actuals” forms in the LRMS for the FY20 Audit
- Cities continue to enter their budget requests and TDA3 claims for FY21
- Many enhancements and improvements are coming within the next year

LRMS – Future Enhancements coming

- Capital Reserve compatibility and enhancement
 - Currently capital reserves function like old any other projects
- Audit section
 - Cities and staff can view audit findings in one clean and cohesive place
 - Auditors will eventually be given viewer-only access to the LRMS
- Revenue Summary Form (taken and improved from Measure M Form 2)
- Date Tracking for Actuals & 8/1 Reporting of Budget carry over
- Improvements to PowerBI reporting tool

FY21 Measure M Project Budget Breakdown – LRMS

Approved Budget 2021

\$365,424.33K

Total No of Projects in 2021

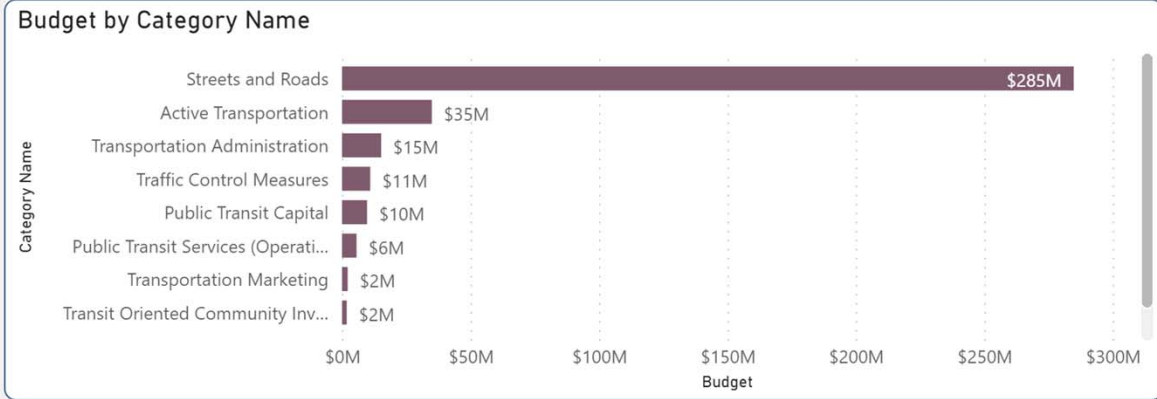
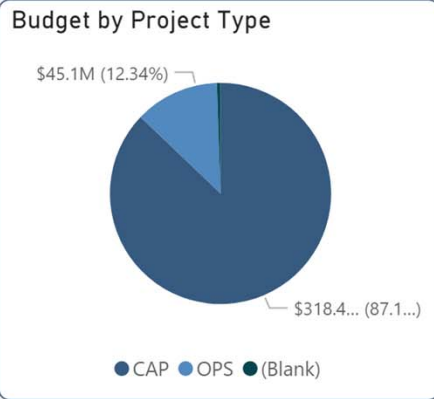
0.55K

Fiscal Year
2021

Category Name
All

Sub-Category
All

Project Type
All

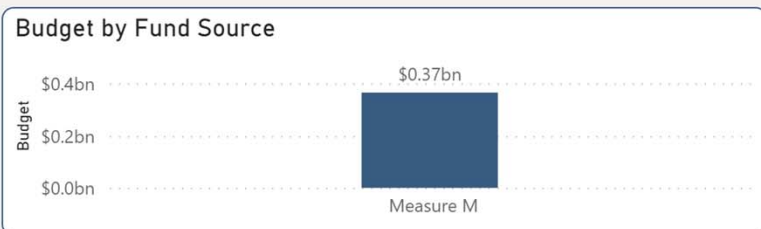
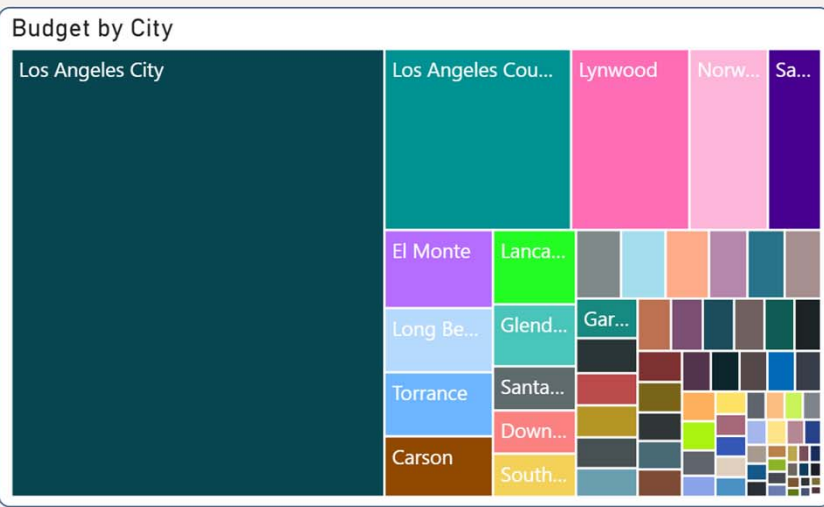


Fund Source
Measure M

Subregion
All

Board Member
All

City
 Search
 Agoura Hills
 Arcadia
 Avalon
 Azusa



THANK YOU!

Questions?

Susan Richan

richans@metro.net

(213) 922-3017

Chelsea Meister

meisterc@metro.net

(213) 922-5638

