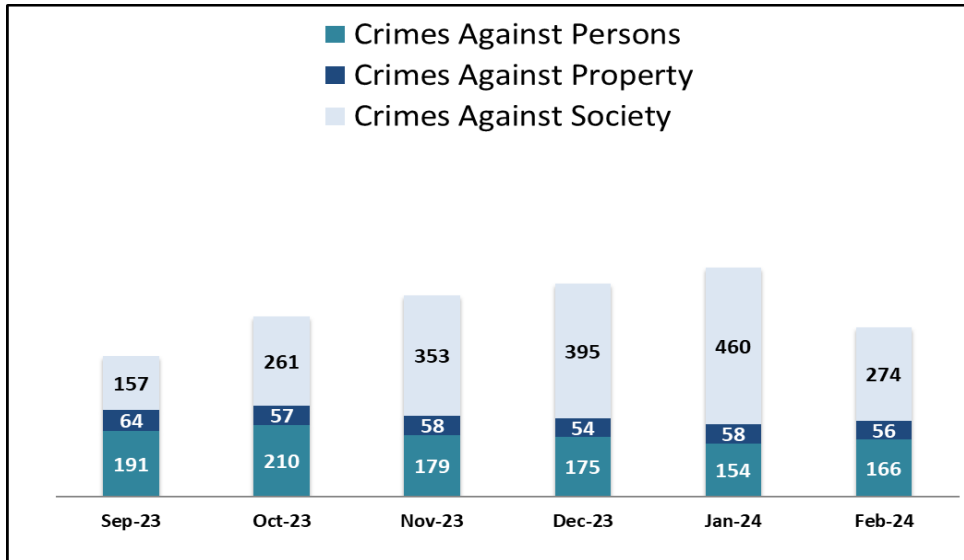


SYSTEM-WIDE LAW ENFORCEMENT OVERVIEW

FEBRUARY 2024

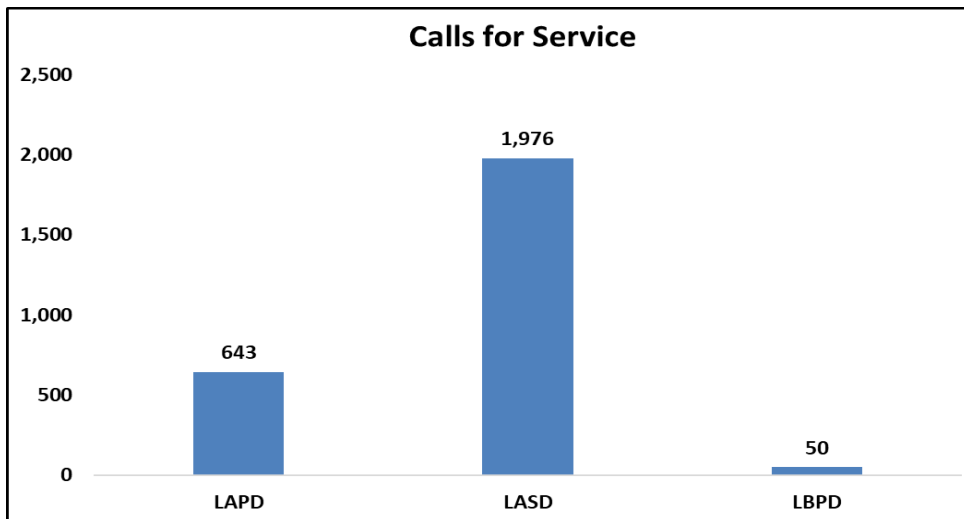
Attachment D

Total Crimes


Crimes Against Persons: violent crimes (i.e., homicide, aggravated assaults) are those in which the victims are always individuals

Crimes Against Property: crimes to obtain money, property, or some other benefit (i.e., theft, vandalism, robbery)

Crimes Against Society: represent society's prohibition against engaging in certain types of activity (i.e., drug violations)

Calls for Service


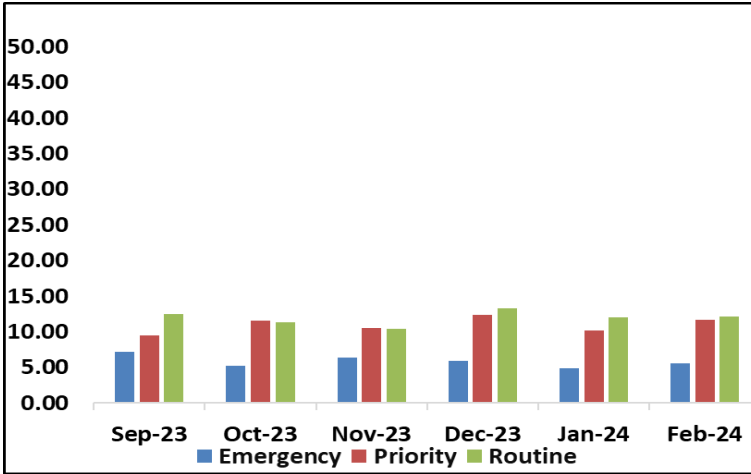
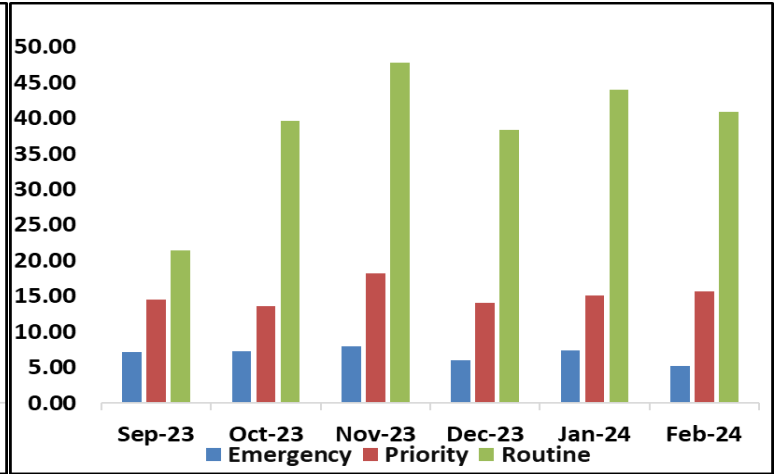
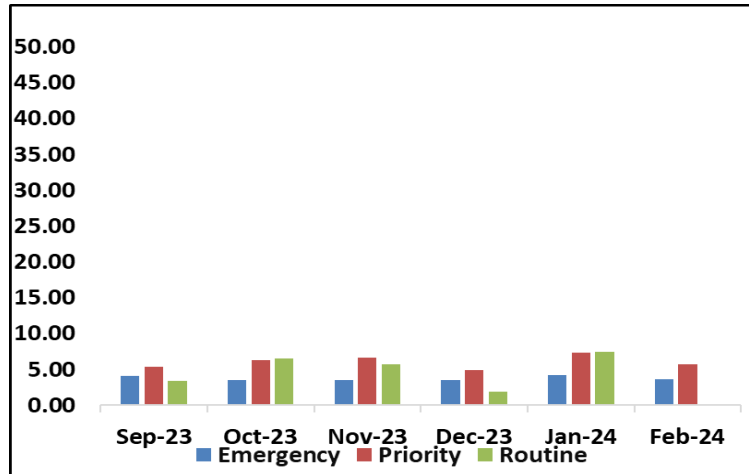
SYSTEM-WIDE LAW ENFORCEMENT OVERVIEW

FEBRUARY 2024

Attachment D

Average Incident Response Times

These graphs show how long it takes (in minutes) for LAPD, LASD, and LBPD to respond to Emergency, Priority, and Routine calls

LAPD

LASD

LBPD


Transit Police

Monthly Crime Report


Attachment D

	2024	2023	%
	February	February	Change
CRIMES AGAINST PERSONS			
Homicide	1	0	100.0%
Rape	2	3	-33.3%
Robbery	21	36	-41.7%
Aggravated Assault	42	39	7.7%
Aggravated Assault on Operator	1	1	0.0%
Battery	76	83	-8.4%
Battery on Operator	11	6	83.3%
Sex Offenses	12	16	-25.0%
SUB-TOTAL	166	184	-9.8%
CRIMES AGAINST PROPERTY			
Burglary	0	1	-100.0%
Larceny	45	39	15.4%
Bike Theft	0	3	-100.0%
Motor Vehicle Theft	1	7	-85.7%
Arson	1	0	100.0%
Vandalism	9	12	-25.0%
SUB-TOTAL	56	62	-9.7%
CRIMES AGAINST SOCIETY			
Weapons	12	12	0.0%
Narcotics	50	50	0.0%
Trespassing	212	17	1147.1%
SUB-TOTAL	274	79	246.8%
TOTAL	496	325	52.6%
ENFORCEMENT EFFORTS			
Arrests	478	314	52.2%
Citations	454	485	-6.4%
Calls for Service	2,669	1,455	83.4%



Metro

SYSTEM SECURITY & LAW ENFORCEMENT

MONTHLY, BI-ANNUAL, ANNUAL COMPARISON

FEBRUARY 2024

Attachment D

Crimes

Monthly

System-Wide	Feb-24	Feb-23	% Change
Crimes Against Persons	166	184	-9.78%
Crimes Against Property	56	62	-9.68%
Crimes Against Society	274	79	246.84%
Total	496	325	52.62%

Six Months

System-Wide	Sep-23-Feb-24	Sep-22-Feb-23	% Change
Crimes Against Persons	1,075	978	9.92%
Crimes Against Property	347	353	-1.70%
Crimes Against Society	1,900	276	588.41%
Total	3,322	1,607	106.72%

Annual

System-Wide	Mar-23-Feb-24	Mar-22-Feb-23	% Change
Crimes Against Persons	2,186	1,992	9.74%
Crimes Against Property	742	833	-10.92%
Crimes Against Society	2,917	449	549.67%
Total	5,845	3,274	78.53%

Average Emergency Response Times

Monthly

Feb-24	Feb-23	% Change
4:46	5:38	-15.38%

Six Months

Sep-23-Feb-24	Sep-22-Feb-23	% Change
5:28	5:29	-0.30%

Annual

Mar-23-Feb-24	Mar-22-Feb-23	% Change
5:25	5:35	-2.99%

Bus Operator Assaults

Monthly

Feb-24	Feb-23	% Change
12	7	71.43%

Six Months

Sep-23-Feb-24	Sep-22-Feb-23	% Change
89	67	32.84%

Annual

Mar-23-Feb-24	Mar-22-Feb-23	% Change
180	154	16.88%

Ridership

Monthly

Feb-24	Feb-23	% Change
23,031,303	21,047,072	9.43%

Six Months

Sep-23-Feb-24	Sep-22-Feb-23	% Change
145,837,401	131,392,911	10.99%

Annual

Mar-23-Feb-24	Mar-22-Feb-23	% Change
289,679,582	260,053,640	11.39%



Metro

SYSTEM SECURITY & LAW ENFORCEMENT

MONTHLY, BI-ANNUAL, ANNUAL COMPARISON

FEBRUARY 2024

Attachment D

