



# SYSTEM SECURITY & LAW ENFORCEMENT

Attachment C

## Total Crime Summary - April 2024

**Total Crimes 5-Year Trend - Systemwide**

January-April	2020	2021	2022	2023	2024
<b>Crimes Against Persons</b>					
Agg Assault	69	92	153	170	125
Agg Assault on Op	2	6	11	8	13
Battery	257	229	319	348	306
Battery on Operator	21	19	46	46	37
Homicide	0	1	1	2	2
Rape	5	4	5	7	6
Robbery	74	64	110	136	87
Sex Offenses	32	34	31	46	35
<b>Subtotal</b>	<b>460</b>	<b>449</b>	<b>676</b>	<b>763</b>	<b>611</b>
<b>Crimes Against Property</b>					
Arson	2	3	3	0	1
Bike Theft	21	10	18	9	3
Burglary	2	3	7	9	4
Larceny	181	100	196	156	161
Motor Vehicle Theft	6	4	8	16	10
Vandalism	58	91	124	61	35
<b>Subtotal</b>	<b>270</b>	<b>211</b>	<b>356</b>	<b>251</b>	<b>214</b>
<b>Crimes Against Society</b>					
Narcotics	22	64	29	205	276
Trespassing	43	28	37	494	1,010
Weapons	12	18	9	41	55
<b>Subtotal</b>	<b>77</b>	<b>110</b>	<b>75</b>	<b>740</b>	<b>1,341</b>
<b>Total</b>	<b>807</b>	<b>770</b>	<b>1,107</b>	<b>1,754</b>	<b>2,166</b>

**Total Crimes 5-Year Trend March only - Systemwide**

	Apr-20	Apr-21	Apr-22	Apr-23	Apr-24
<b>Crimes Against Persons</b>					
Agg Assault	14	31	42	43	32
Agg Assault on Op	0	0	3	3	6
Battery	45	59	74	75	73
Battery on Operator	5	6	11	12	6
Homicide	0	0	0	1	1
Rape	1	0	3	2	0
Robbery	13	17	23	38	28
Sex Offenses	6	10	10	14	10
<b>Subtotal</b>	<b>84</b>	<b>123</b>	<b>166</b>	<b>188</b>	<b>156</b>
<b>Crimes Against Property</b>					
Arson	0	1	1	0	0
Bike Theft	4	4	5	3	1
Burglary	0	1	2	2	2
Larceny	32	34	58	42	36
Motor Vehicle Theft	1	2	1	3	1
Vandalism	17	16	21	17	9
<b>Subtotal</b>	<b>54</b>	<b>58</b>	<b>88</b>	<b>67</b>	<b>49</b>
<b>Crimes Against Society</b>					
Narcotics	1	18	7	61	64
Trespassing	7	3	12	389	166
Weapons	1	3	1	15	12
<b>Subtotal</b>	<b>9</b>	<b>24</b>	<b>20</b>	<b>465</b>	<b>242</b>
<b>Total</b>	<b>147</b>	<b>205</b>	<b>274</b>	<b>720</b>	<b>447</b>

**Total Crimes 5-Year Trend - Rail**

January-April	2020	2021	2022	2023	2024
<b>Crimes Against Persons</b>					
Agg Assault	51	61	116	130	83
Agg Assault on Op	0	2	0	0	0
Battery	170	157	216	244	201
Battery on Operator	2	1	3	5	0
Homicide	0	1	0	2	1
Rape	5	4	5	7	4
Robbery	54	50	93	99	56
Sex Offenses	24	21	22	26	18
<b>Subtotal</b>	<b>306</b>	<b>297</b>	<b>455</b>	<b>513</b>	<b>363</b>
<b>Crimes Against Property</b>					
Arson	2	3	3	0	1
Bike Theft	17	5	10	3	2
Burglary	2	3	5	9	4
Larceny	139	75	138	111	100
Motor Vehicle Theft	5	2	4	14	5
Vandalism	38	51	90	31	19
<b>Subtotal</b>	<b>203</b>	<b>139</b>	<b>250</b>	<b>168</b>	<b>131</b>
<b>Crimes Against Society</b>					
Narcotics	13	23	15	154	249
Trespassing	42	26	32	488	998
Weapons	10	9	8	32	48
<b>Subtotal</b>	<b>65</b>	<b>58</b>	<b>55</b>	<b>674</b>	<b>1,295</b>
<b>Total</b>	<b>574</b>	<b>494</b>	<b>760</b>	<b>1,355</b>	<b>1,789</b>

**Total Crimes 5-Year Trend March only - Rail**

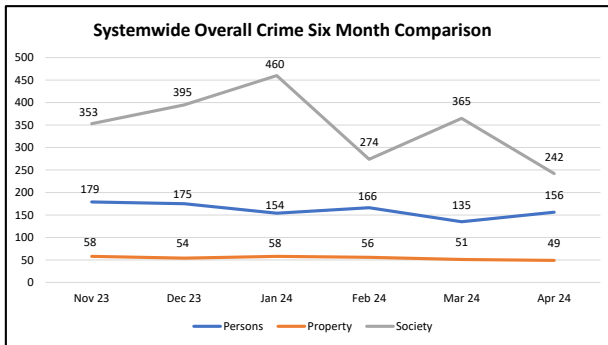
	Apr-20	Apr-21	Apr-22	Apr-23	Apr-24
<b>Crimes Against Persons</b>					
Agg Assault	8	17	35	35	22
Agg Assault on Op	0	0	0	0	0
Battery	34	36	49	54	51
Battery on Operator	0	0	0	2	0
Homicide	0	0	0	1	1
Rape	1	0	3	2	0
Robbery	8	11	20	22	21
Sex Offenses	3	7	4	10	7
<b>Subtotal</b>	<b>54</b>	<b>71</b>	<b>111</b>	<b>126</b>	<b>102</b>
<b>Crimes Against Property</b>					
Arson	0	1	1	0	0
Bike Theft	3	2	2	2	1
Burglary	0	1	0	2	2
Larceny	29	27	35	28	25
Motor Vehicle Theft	1	0	1	2	1
Vandalism	11	10	15	10	3
<b>Subtotal</b>	<b>44</b>	<b>41</b>	<b>54</b>	<b>44</b>	<b>32</b>
<b>Crimes Against Society</b>					
Narcotics	1	7	2	49	55
Trespassing	7	3	11	387	162
Weapons	1	1	1	14	12
<b>Subtotal</b>	<b>9</b>	<b>11</b>	<b>14</b>	<b>450</b>	<b>229</b>
<b>Total</b>	<b>107</b>	<b>123</b>	<b>179</b>	<b>620</b>	<b>363</b>

**Total Crimes 5-Year Trend - Bus**

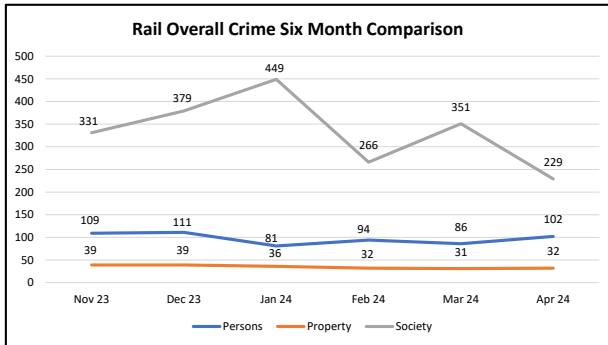
January-April	2020	2021	2022	2023	2024
<b>Crimes Against Persons</b>					
Agg Assault	18	31	37	40	42
Agg Assault on Op	2	4	11	8	13
Battery	87	72	103	104	105
Battery on Operator	19	18	43	41	37
Homicide	0	0	1	0	1
Rape	0	0	0	0	2
Robbery	20	14	17	37	31
Sex Offenses	8	13	9	20	17
<b>Subtotal</b>	<b>154</b>	<b>152</b>	<b>221</b>	<b>250</b>	<b>248</b>
<b>Crimes Against Property</b>					
Arson	0	0	0	0	0
Bike Theft	4	5	8	6	1
Burglary	0	0	2	0	0
Larceny	42	25	58	45	61
Motor Vehicle Theft	1	2	4	2	5
Vandalism	20	40	34	30	16
<b>Subtotal</b>	<b>67</b>	<b>72</b>	<b>106</b>	<b>83</b>	<b>83</b>
<b>Crimes Against Society</b>					
Narcotics	9	41	14	51	27
Trespassing	1	2	5	6	12
Weapons	2	9	1	9	7
<b>Subtotal</b>	<b>12</b>	<b>52</b>	<b>20</b>	<b>66</b>	<b>46</b>
<b>Total</b>	<b>233</b>	<b>276</b>	<b>347</b>	<b>399</b>	<b>377</b>

**Total Crimes 5-Year Trend March only - Bus**

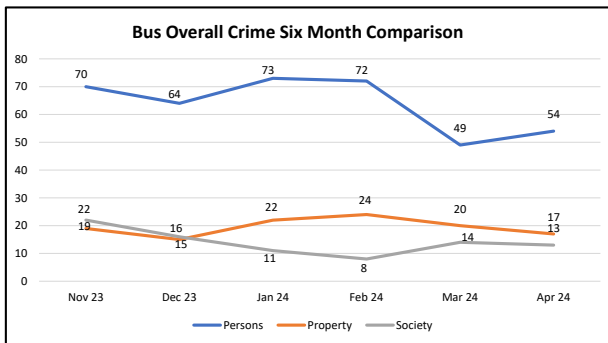
	Apr-20	Apr-21	Apr-22	Apr-23	Apr-24
<b>Crimes Against Persons</b>					
Agg Assault	6	14	7	8	10
Agg Assault on Op	0	0	3	3	6
Battery	11	23	25	21	22
Battery on Operator	5	6	11	10	6
Homicide	0	0	0	0	0
Rape	0	0	0	0	0
Robbery	5	6	3	16	7
Sex Offenses	3	3	6	4	3
<b>Subtotal</b>	<b>30</b>	<b>52</b>	<b>55</b>	<b>62</b>	<b>54</b>
<b>Crimes Against Property</b>					
Arson	0	0	0	0	0
Bike Theft	1	2	3	1	0
Burglary	0	0	2	0	0
Larceny	3	7	23	14	11
Motor Vehicle Theft	0	2	0	1	0
Vandalism	6	6	6	7	6
<b>Subtotal</b>	<b>10</b>	<b>17</b>	<b>34</b>	<b>23</b>	<b>17</b>
<b>Crimes Against Society</b>					
Narcotics	0	11	5	12	9
Trespassing	0	0	1	2	4
Weapons	0	2	0	1	0
<b>Subtotal</b>	<b>0</b>	<b>13</b>	<b>6</b>	<b>15</b>	<b>13</b>
<b>Total</b>	<b>40</b>	<b>82</b>	<b>95</b>	<b>100</b>	<b>84</b>



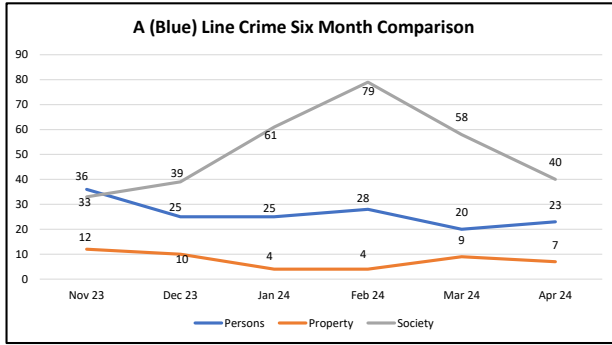
Systemwide	Apr 24	Mar 24	% Change
<b>Crimes Against Persons</b>			
Agg Assault	32	26	-23.1%
Agg Assault on Op	6	2	200.0%
Battery	73	72	-1.4%
Battery on Operator	6	8	-25.0%
Homicide	1	0	100.0%
Rape	0	2	-100.0%
Robbery	28	19	47.4%
Sex Offenses	10	6	66.7%
<b>Total</b>	<b>156</b>	<b>135</b>	<b>15.6%</b>
<b>Crimes Against Property</b>			
Arson	0	0	0.0%
Bike Theft	1	1	0.0%
Burglary	2	2	0.0%
Larceny	36	37	-2.7%
Motor Vehicle Theft	1	4	-75.0%
Vandalism	9	7	28.6%
<b>Total</b>	<b>49</b>	<b>51</b>	<b>-3.9%</b>
<b>Crimes Against Society</b>			
Narcotics	64	93	-31.2%
Trespassing	166	259	-35.9%
Weapons	12	13	-7.7%
<b>Total</b>	<b>242</b>	<b>365</b>	<b>-33.7%</b>



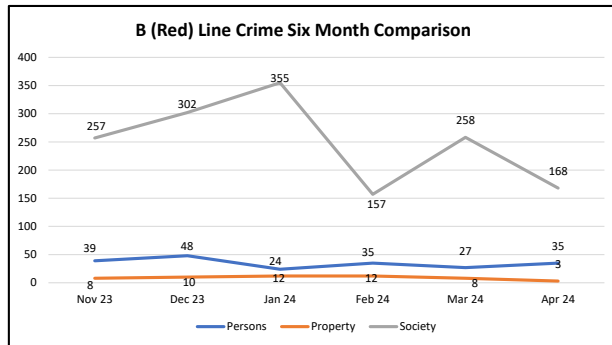
Rail	Apr 24	Mar 24	% Change
<b>Crimes Against Persons</b>			
Agg Assault	22	17	29.4%
Agg Assault on Op	0	0	0.0%
Battery	51	53	-3.8%
Battery on Operator	0	0	0.0%
Homicide	1	0	100.0%
Rape	0	2	-100.0%
Robbery	21	11	90.9%
Sex Offenses	7	3	133.3%
<b>Total</b>	<b>102</b>	<b>86</b>	<b>18.6%</b>
<b>Crimes Against Property</b>			
Arson	0	0	0.0%
Bike Theft	1	0	100.0%
Burglary	2	2	0.0%
Larceny	25	22	13.6%
Motor Vehicle Theft	1	2	-50.0%
Vandalism	3	5	-40.0%
<b>Total</b>	<b>32</b>	<b>31</b>	<b>3.2%</b>
<b>Crimes Against Society</b>			
Narcotics	55	84	-34.5%
Trespassing	162	257	-37.0%
Weapons	12	10	20.0%
<b>Total</b>	<b>229</b>	<b>351</b>	<b>-34.8%</b>



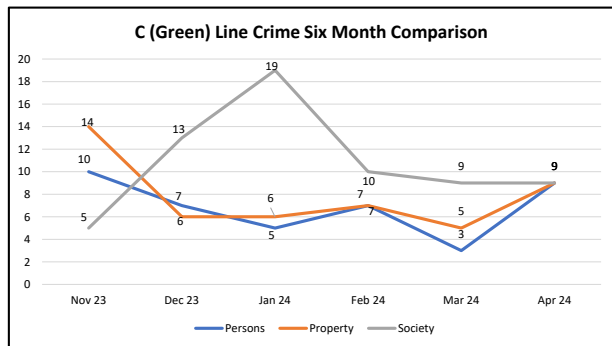
Bus	Apr 24	Mar 24	% Change
<b>Crimes Against Persons</b>			
Agg Assault	10	9	11.1%
Agg Assault on Op	6	2	200.0%
Battery	22	19	15.8%
Battery on Operator	6	8	-25.0%
Homicide	0	0	0.0%
Rape	0	0	0.0%
Robbery	7	8	-12.5%
Sex Offenses	3	3	0.0%
<b>Total</b>	<b>54</b>	<b>49</b>	<b>10.2%</b>
<b>Crimes Against Property</b>			
Arson	0	0	0.0%
Bike Theft	0	1	-100.0%
Burglary	0	0	0.0%
Larceny	11	15	-26.7%
Motor Vehicle Theft	0	2	-100.0%
Vandalism	6	2	200.0%
<b>Total</b>	<b>17</b>	<b>20</b>	<b>-15.0%</b>
<b>Crimes Against Society</b>			
Narcotics	9	9	0.0%
Trespassing	4	2	100.0%
Weapons	0	3	-100.0%
<b>Total</b>	<b>13</b>	<b>14</b>	<b>-7.1%</b>



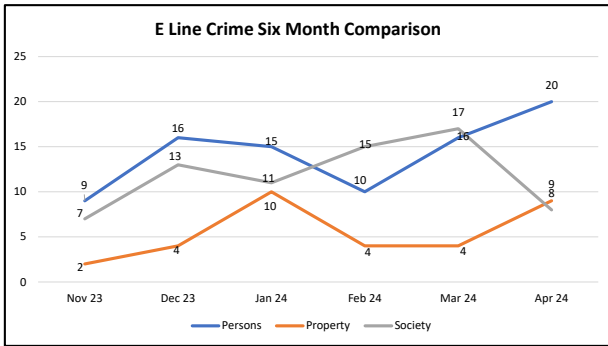
A (Blue) Line	Apr 24	Mar 24	% Change
<b>Crimes Against Persons</b>			
Agg Assault	9	4	125.0%
Agg Assault on Op	0	0	0.0%
Battery	10	14	-28.6%
Battery on Operator	0	0	0.0%
Homicide	0	0	0.0%
Rape	0	0	0.0%
Robbery	4	1	300.0%
Sex Offenses	0	1	-100.0%
<b>Total</b>	<b>23</b>	<b>20</b>	<b>15.0%</b>
<b>Crimes Against Property</b>			
Arson	0	0	0.0%
Bike Theft	1	0	100.0%
Burglary	1	1	0.0%
Larceny	4	5	-20.0%
Motor Vehicle Theft	0	2	-100.0%
Vandalism	1	1	0.0%
<b>Total</b>	<b>7</b>	<b>9</b>	<b>-22.2%</b>
<b>Crimes Against Society</b>			
Narcotics	10	11	-9.1%
Trespassing	27	46	-41.3%
Weapons	3	1	200.0%
<b>Total</b>	<b>40</b>	<b>58</b>	<b>-31.0%</b>



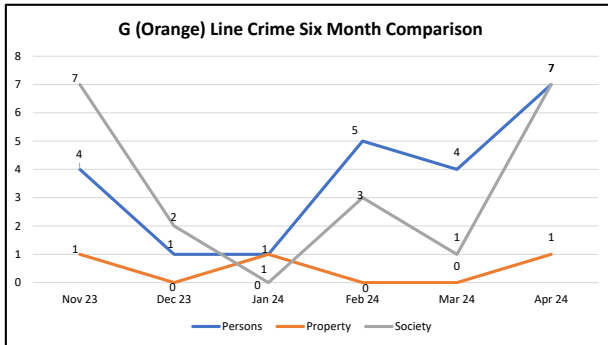
B (Red) Line	Apr 24	Mar 24	% Change
<b>Crimes Against Persons</b>			
Agg Assault	4	3	33.3%
Agg Assault on Op	0	0	0.0%
Battery	21	15	40.0%
Battery on Operator	0	0	0.0%
Homicide	1	0	100.0%
Rape	0	1	-100.0%
Robbery	4	6	-33.3%
Sex Offenses	5	2	150.0%
<b>Total</b>	<b>35</b>	<b>27</b>	<b>29.6%</b>
<b>Crimes Against Property</b>			
Arson	0	0	0.0%
Bike Theft	0	0	0.0%
Burglary	0	0	0.0%
Larceny	3	6	-50.0%
Motor Vehicle Theft	0	0	0.0%
Vandalism	0	2	-100.0%
<b>Total</b>	<b>3</b>	<b>8</b>	<b>-62.5%</b>
<b>Crimes Against Society</b>			
Narcotics	37	60	-38.3%
Trespassing	123	192	-35.9%
Weapons	8	6	33.3%
<b>Total</b>	<b>168</b>	<b>258</b>	<b>-34.9%</b>



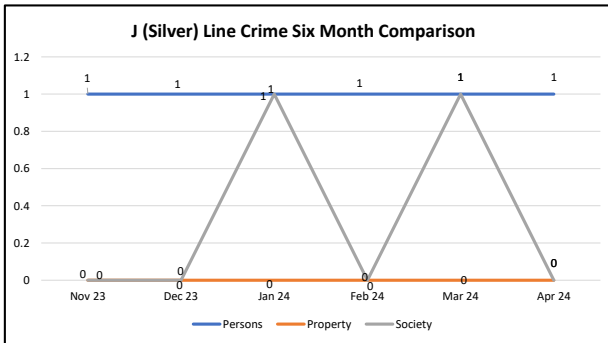
C (Green) Line	Apr 24	Mar 24	% Change
<b>Crimes Against Persons</b>			
Agg Assault	4	2	100.0%
Agg Assault on Op	0	0	0.0%
Battery	0	1	-100.0%
Battery on Operator	0	0	0.0%
Homicide	0	0	0.0%
Rape	0	0	0.0%
Robbery	5	0	500.0%
Sex Offenses	0	0	0.0%
<b>Total</b>	<b>9</b>	<b>3</b>	<b>200.0%</b>
<b>Crimes Against Property</b>			
Arson	0	0	0.0%
Bike Theft	0	0	0.0%
Burglary	0	1	-100.0%
Larceny	8	4	100.0%
Motor Vehicle Theft	1	0	100.0%
Vandalism	0	0	0.0%
<b>Total</b>	<b>9</b>	<b>5</b>	<b>80.0%</b>
<b>Crimes Against Society</b>			
Narcotics	6	8	-25.0%
Trespassing	2	0	200.0%
Weapons	1	1	0.0%
<b>Total</b>	<b>9</b>	<b>9</b>	<b>0.0%</b>



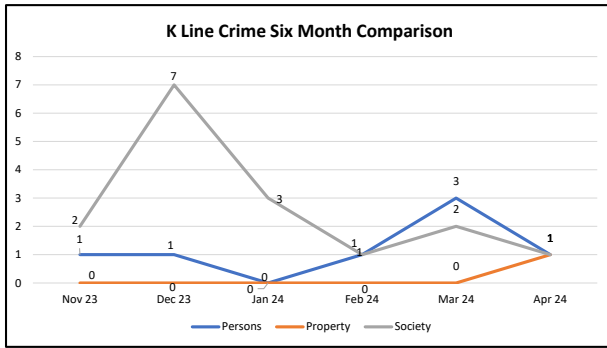
E Line	Apr 24	Mar 24	% Change
<b>Crimes Against Persons</b>			
Agg Assault	3	5	-40.0%
Agg Assault on Op	0	0	0.0%
Battery	9	10	-10.0%
Battery on Operator	0	0	0.0%
Homicide	0	0	0.0%
Rape	0	0	0.0%
Robbery	6	1	500.0%
Sex Offenses	2	0	200.0%
<b>Total</b>	<b>20</b>	<b>16</b>	<b>25.0%</b>
<b>Crimes Against Property</b>			
Arson	0	0	0.0%
Bike Theft	0	0	0.0%
Burglary	0	0	0.0%
Larceny	9	4	125.0%
Motor Vehicle Theft	0	0	0.0%
Vandalism	0	0	0.0%
<b>Total</b>	<b>9</b>	<b>4</b>	<b>125.0%</b>
<b>Crimes Against Society</b>			
Narcotics	2	4	-50.0%
Trespassing	6	13	-53.8%
Weapons	0	0	0.0%
<b>Total</b>	<b>8</b>	<b>17</b>	<b>-52.9%</b>



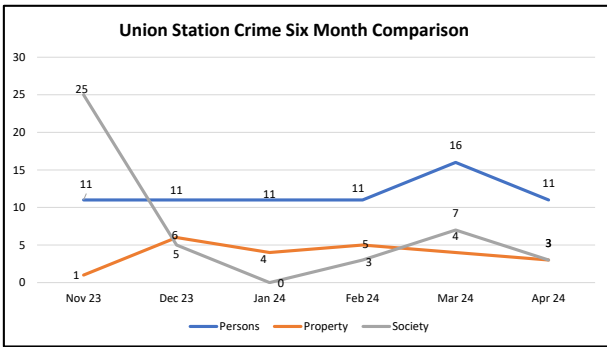
G (Orange) Line	Apr 24	Mar 24	% Change
<b>Crimes Against Persons</b>			
Agg Assault	3	2	50.0%
Agg Assault on Op	0	0	0.0%
Battery	4	0	400.0%
Battery on Operator	0	1	-100.0%
Homicide	0	0	0.0%
Rape	0	0	0.0%
Robbery	0	1	-100.0%
Sex Offenses	0	0	0.0%
<b>Total</b>	<b>7</b>	<b>4</b>	<b>75.0%</b>
<b>Crimes Against Property</b>			
Arson	0	0	0.0%
Bike Theft	0	0	0.0%
Burglary	0	0	0.0%
Larceny	1	0	100.0%
Motor Vehicle Theft	0	0	0.0%
Vandalism	0	0	0.0%
<b>Total</b>	<b>1</b>	<b>0</b>	<b>100.0%</b>
<b>Crimes Against Society</b>			
Narcotics	4	0	400.0%
Trespassing	3	1	200.0%
Weapons	0	0	0.0%
<b>Total</b>	<b>7</b>	<b>1</b>	<b>600.0%</b>



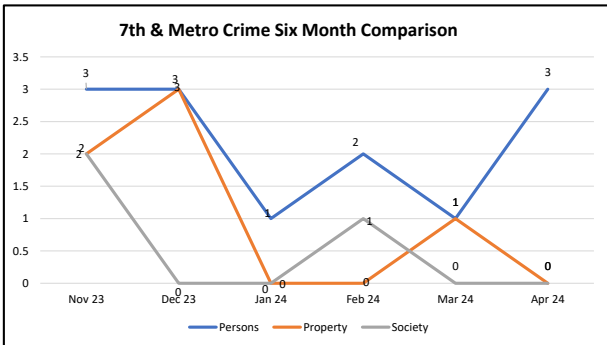
J (Silver) Line	Apr 24	Mar 24	% Change
<b>Crimes Against Persons</b>			
Agg Assault	1	1	0.0%
Agg Assault on Op	0	0	0.0%
Battery	0	0	0.0%
Battery on Operator	0	0	0.0%
Homicide	0	0	0.0%
Rape	0	0	0.0%
Robbery	0	0	0.0%
Sex Offenses	0	0	0.0%
<b>Total</b>	<b>1</b>	<b>1</b>	<b>0.0%</b>
<b>Crimes Against Property</b>			
Arson	0	0	0.0%
Bike Theft	0	0	0.0%
Burglary	0	0	0.0%
Larceny	0	0	0.0%
Motor Vehicle Theft	0	0	0.0%
Vandalism	0	0	0.0%
<b>Total</b>	<b>0</b>	<b>0</b>	<b>0.0%</b>
<b>Crimes Against Society</b>			
Narcotics	0	0	0.0%
Trespassing	0	1	-100.0%
Weapons	0	0	0.0%
<b>Total</b>	<b>0</b>	<b>1</b>	<b>-100.0%</b>



K Line	Apr 24	Mar 24	% Change
<b>Crimes Against Persons</b>			
Agg Assault	0	2	-100.0%
Agg Assault on Op	0	0	0.0%
Battery	0	1	-100.0%
Battery on Operator	0	0	0.0%
Homicide	0	0	0.0%
Rape	0	0	0.0%
Robbery	1	0	100.0%
Sex Offenses	0	0	0.0%
<b>Total</b>	<b>1</b>	<b>3</b>	<b>-66.7%</b>
<b>Crimes Against Property</b>			
Arson	0	0	0.0%
Bike Theft	0	0	0.0%
Burglary	0	0	0.0%
Larceny	0	0	0.0%
Motor Vehicle Theft	0	0	0.0%
Vandalism	1	0	100.0%
<b>Total</b>	<b>1</b>	<b>0</b>	<b>100.0%</b>
<b>Crimes Against Society</b>			
Narcotics	0	1	-100.0%
Trespassing	1	0	100.0%
Weapons	0	1	-100.0%
<b>Total</b>	<b>1</b>	<b>2</b>	<b>-50.0%</b>



Union Station	Apr 24	Mar 24	% Change
<b>Crimes Against Persons</b>			
Agg Assault	1	0	100.0%
Agg Assault on Op	0	0	0.0%
Battery	10	12	-16.7%
Battery on Operator	0	0	0.0%
Homicide	0	0	0.0%
Rape	0	1	-100.0%
Robbery	0	3	-100.0%
Sex Offenses	0	0	0.0%
<b>Total</b>	<b>11</b>	<b>16</b>	<b>-31.3%</b>
<b>Crimes Against Property</b>			
Arson	0	0	0.0%
Bike Theft	0	0	0.0%
Burglary	1	0	100.0%
Larceny	1	3	-66.7%
Motor Vehicle Theft	0	0	0.0%
Vandalism	1	1	0.0%
<b>Total</b>	<b>3</b>	<b>4</b>	<b>-25.0%</b>
<b>Crimes Against Society</b>			
Narcotics	0	0	0.0%
Trespassing	3	6	-50.0%
Weapons	0	1	-100.0%
<b>Total</b>	<b>3</b>	<b>7</b>	<b>-57.1%</b>



7th & Metro	Apr 24	Mar 24	% Change
<b>Crimes Against Persons</b>			
Agg Assault	1	1	0.0%
Agg Assault on Op	0	0	0.0%
Battery	1	0	100.0%
Battery on Operator	0	0	0.0%
Homicide	0	0	0.0%
Rape	0	0	0.0%
Robbery	1	0	100.0%
Sex Offenses	0	0	0.0%
<b>Total</b>	<b>3</b>	<b>1</b>	<b>200.0%</b>
<b>Crimes Against Property</b>			
Arson	0	0	0.0%
Bike Theft	0	0	0.0%
Burglary	0	0	0.0%
Larceny	0	0	0.0%
Motor Vehicle Theft	0	0	0.0%
Vandalism	0	1	-100.0%
<b>Total</b>	<b>0</b>	<b>1</b>	<b>-100.0%</b>
<b>Crimes Against Society</b>			
Narcotics	0	0	0.0%
Trespassing	0	0	0.0%
Weapons	0	0	0.0%
<b>Total</b>	<b>0</b>	<b>0</b>	<b>0.0%</b>