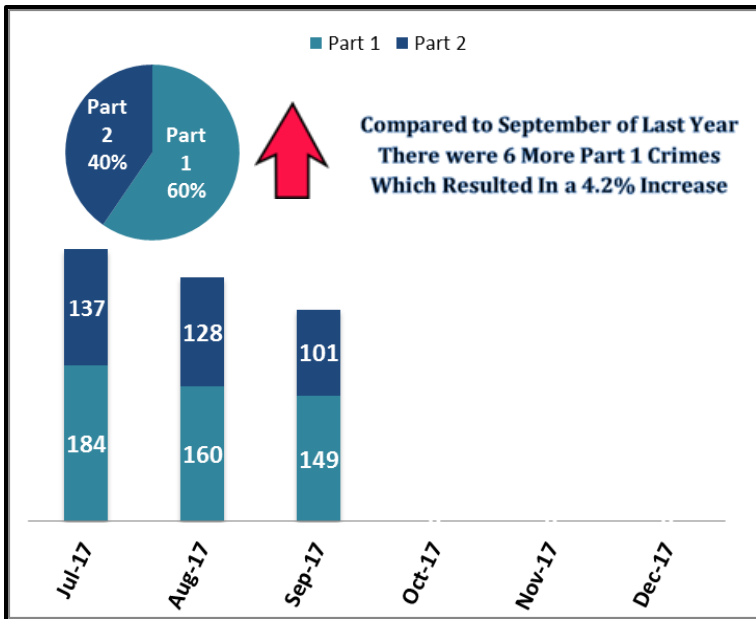


SYSTEM-WIDE LAW ENFORCEMENT OVERVIEW

SEPTEMBER 2017

ATTACHMENT A

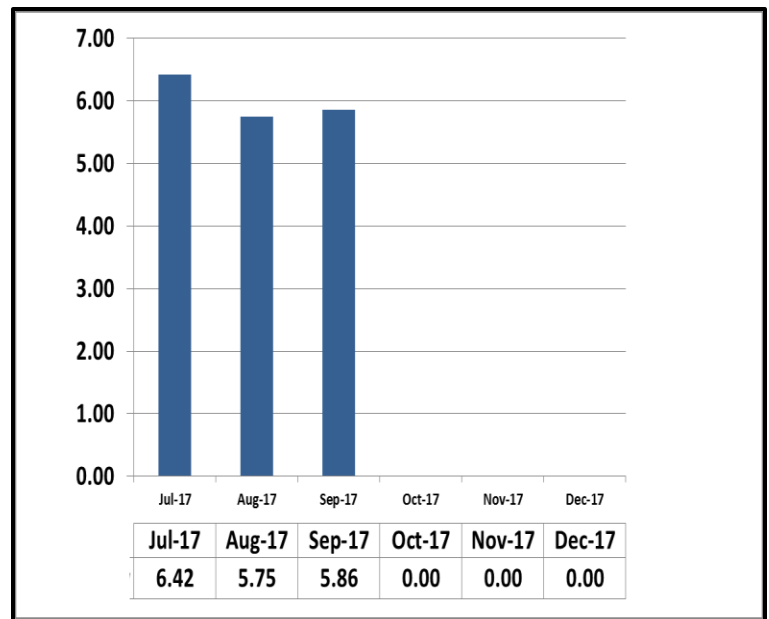
Part 1 & Part 2 Crimes



For the month of September 2017, Part 1 crime activity is up by 4.2% system-wide compared to the same period last year. In a monthly contrast, there were 11 fewer Part 1 crimes in September than in August, resulting in 6.9% decrease.

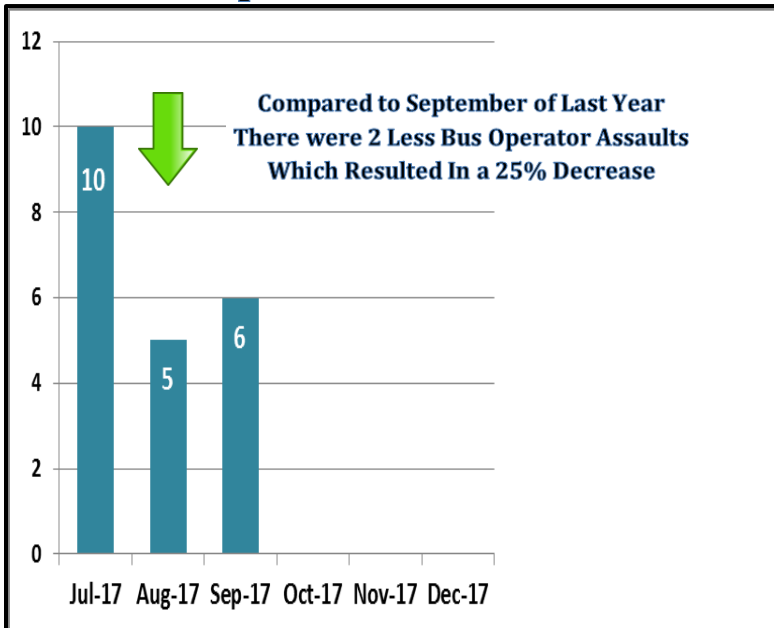
Part 2 crime activity is down by 21.7% system-wide compared to the same period last year. In a monthly contrast, there were 27 fewer Part 2 crimes in September than in August, resulting in 21% decrease.

Average Emergency Response Times



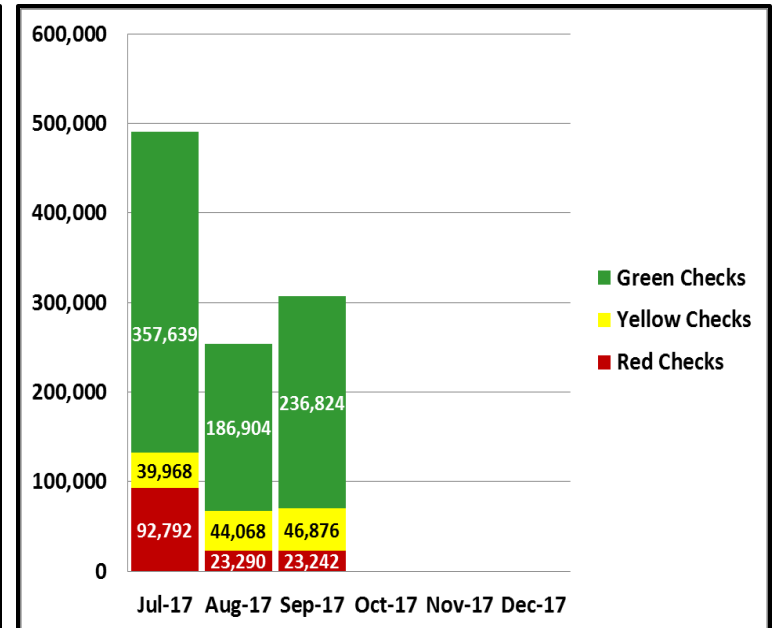
Average emergency response times were 5.86 mins

Bus Operator Assaults



There were a total of 6 Bus Operator Assaults. Comparing the Bus Operator Assaults from the same period last year, there were 8 Operator Assaults last year, which resulted in a 25% decrease.

Fare Compliance



Green Checks- Occurs when a patron has valid fare

Yellow Checks- Occurs when a patron has valid fare, but did not tap at transfer station

Red Checks- Occurs when a patron has invalid fare