



SYSTEM SECURITY & LAW ENFORCEMENT

Attachment F

Total Crime Summary - September 2024

Total Crimes 5-Year Trend Year-to-Date - Systemwide

	2020	2021	2022	2023	2024
Crimes Against Persons					
Agg Assault	181	275	337	386	337
Agg Assault on Op	10	18	23	30	36
Battery	515	521	660	768	763
Battery on Operator	48	60	96	90	92
Homicide	2	3	4	4	5
Rape	5	13	9	11	11
Robbery	177	166	260	293	246
Sex Offenses	64	76	78	89	84
Subtotal	1,002	1,132	1,467	1,671	1,574
Crimes Against Property					
Arson	5	7	5	0	2
Bike Theft	40	34	37	21	5
Burglary	4	14	11	12	7
Larceny	312	282	395	381	396
Motor Vehicle Theft	12	10	12	36	17
Vandalism	160	222	240	130	156
Subtotal	533	569	700	580	583
Crimes Against Society					
Narcotics	48	123	119	389	828
Trespassing	68	65	73	848	4,075
Weapons	23	34	41	85	181
Subtotal	139	222	233	1,322	5,084
Total	1,674	1,923	2,400	3,573	7,241

Total Crimes 5-Year Trend Current Month only - Systemwide

	Sep-20	Sep-21	Sep-22	Sep-23	Sep-24
Crimes Against Persons					
Agg Assault	18	35	33	32	45
Agg Assault on Op	0	4	1	2	4
Battery	51	47	56	106	95
Battery on Operator	2	11	5	11	9
Homicide	0	1	0	1	1
Rape	0	2	0	3	0
Robbery	24	19	32	29	24
Sex Offenses	10	10	6	7	12
Subtotal	105	129	133	191	190
Crimes Against Property					
Arson	0	0	0	0	0
Bike Theft	4	4	1	3	0
Burglary	0	2	1	1	1
Larceny	22	42	35	44	65
Motor Vehicle Theft	1	1	1	2	1
Vandalism	20	29	18	14	33
Subtotal	47	78	56	64	100
Crimes Against Society					
Narcotics	12	10	18	50	111
Trespassing	3	4	1	98	736
Weapons	4	4	5	9	27
Subtotal	19	18	24	157	874
Total	171	225	213	412	1,164

Total Crimes 5-Year Trend Year-to-End - Rail

	2020	2021	2022	2023	2024
Crimes Against Persons					
Agg Assault	125	189	230	277	216
Agg Assault on Op	0	3	2	1	1
Battery	331	329	420	536	483
Battery on Operator	6	2	4	6	0
Homicide	2	3	3	4	2
Rape	5	12	8	11	9
Robbery	135	118	197	206	162
Sex Offenses	45	53	55	52	52
Subtotal	649	709	919	1,093	925
Crimes Against Property					
Arson	5	7	4	0	2
Bike Theft	28	19	23	9	4
Burglary	4	14	9	11	6
Larceny	235	215	278	284	250
Motor Vehicle Theft	10	6	6	33	10
Vandalism	91	133	167	70	74
Subtotal	373	394	487	407	346
Crimes Against Society					
Narcotics	25	42	59	295	740
Trespassing	64	58	65	836	3,988
Weapons	16	18	25	63	156
Subtotal	105	118	149	1,194	4,884
Total	1,127	1,221	1,555	2,694	6,155

Total Crimes 5-Year Trend Current Month only - Rail

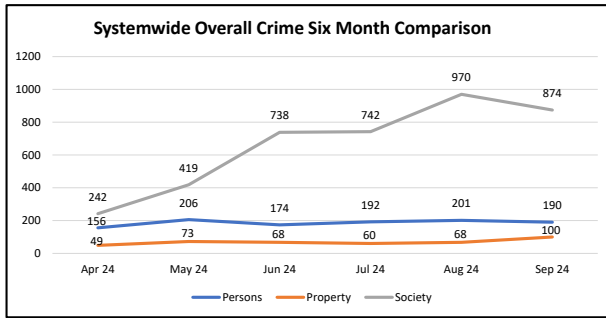
	Sep-20	Sep-21	Sep-22	Sep-23	Sep-24
Crimes Against Persons					
Agg Assault	13	27	20	22	28
Agg Assault on Op	0	0	0	0	0
Battery	31	28	32	74	53
Battery on Operator	0	0	0	0	0
Homicide	0	1	0	1	0
Rape	0	2	0	3	0
Robbery	20	15	24	22	16
Sex Offenses	5	10	4	3	12
Subtotal	69	83	80	125	109
Crimes Against Property					
Arson	0	0	0	0	0
Bike Theft	3	2	1	1	0
Burglary	0	2	1	1	1
Larceny	18	34	28	36	35
Motor Vehicle Theft	1	1	1	2	1
Vandalism	10	19	11	7	11
Subtotal	32	58	42	47	48
Crimes Against Society					
Narcotics	5	3	7	40	96
Trespassing	2	3	1	98	726
Weapons	2	3	2	7	23
Subtotal	9	9	10	145	845
Total	110	150	132	317	1,002

Total Crimes 5-Year Trend Year-to-Date - Bus

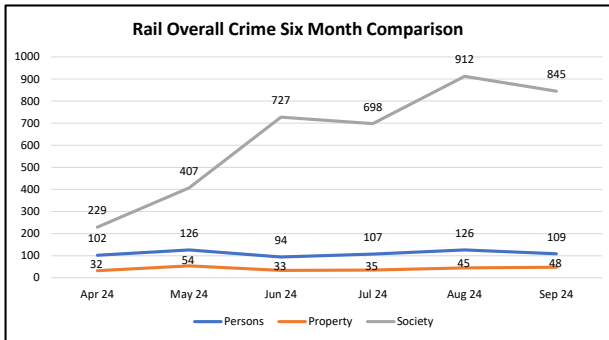
	2020	2021	2022	2023	2024
Crimes Against Persons					
Agg Assault	56	86	107	109	121
Agg Assault on Op	10	15	21	29	35
Battery	184	192	240	232	280
Battery on Operator	42	58	92	84	92
Homicide	0	0	1	0	3
Rape	0	1	1	0	2
Robbery	42	48	63	87	84
Sex Offenses	19	23	23	37	32
Subtotal	353	423	548	578	649
Crimes Against Property					
Arson	0	0	1	0	0
Bike Theft	12	15	14	12	1
Burglary	0	0	2	1	1
Larceny	77	67	117	97	146
Motor Vehicle Theft	2	4	6	3	7
Vandalism	69	89	73	60	82
Subtotal	160	175	213	173	237
Crimes Against Society					
Narcotics	23	81	60	94	88
Trespassing	4	7	8	12	87
Weapons	7	16	16	22	25
Subtotal	34	104	84	128	200
Total	547	702	845	879	1,086

Total Crimes 5-Year Trend Current Month only - Bus

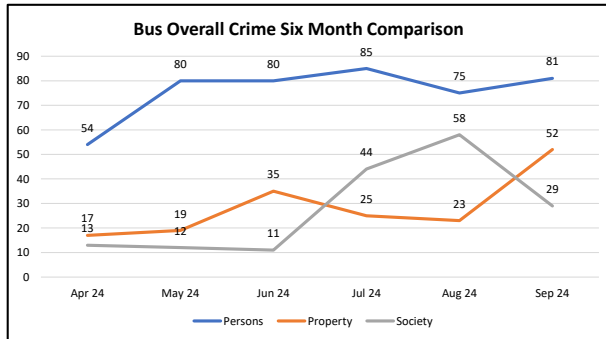
	Sep-20	Sep-21	Sep-22	Sep-23	Sep-24
Crimes Against Persons					
Agg Assault	5	8	13	10	17
Agg Assault on Op	0	4	1	2	4
Battery	20	19	24	32	42
Battery on Operator	2	11	5	11	9
Homicide	0	0	0	0	1
Rape	0	0	0	0	0
Robbery	4	4	8	7	8
Sex Offenses	5	0	2	4	0
Subtotal	36	46	53	66	81
Crimes Against Property					
Arson	0	0	0	0	0
Bike Theft	1	2	0	2	0
Burglary	0	0	0	0	0
Larceny	4	8	7	8	30
Motor Vehicle Theft	0	0	0	0	0
Vandalism	10	10	7	7	22
Subtotal	15	20	14	17	52
Crimes Against Society					
Narcotics	7	7	11	10	15
Trespassing	1	1	0	0	10
Weapons	2	1	3	2	4
Subtotal	10	9	14	12	29
Total	61	75	81	95	162



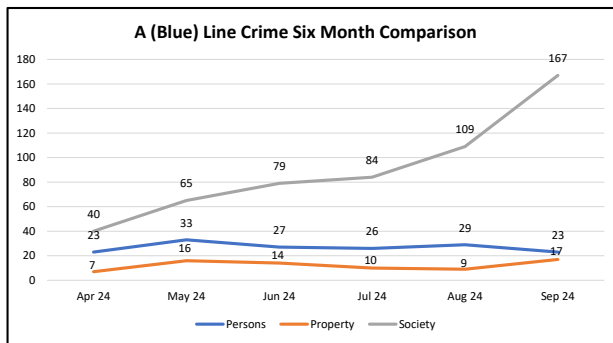
Systemwide	Sep 24	Aug 24	% Change
Crimes Against Persons			
Agg Assault	45	43	4.7%
Agg Assault on Op	4	5	-20.0%
Battery	95	100	-5.0%
Battery on Operator	9	12	-25.0%
Homicide	1	0	100.0%
Rape	0	1	-100.0%
Robbery	24	30	-20.0%
Sex Offenses	12	10	20.0%
Subtotal	190	201	-5.5%
Crimes Against Property			
Arson	0	0	0.0%
Bike Theft	0	0	0.0%
Burglary	1	1	0.0%
Larceny	65	45	44.4%
Motor Vehicle Theft	1	1	0.0%
Vandalism	33	21	57.1%
Subtotal	100	68	47.1%
Crimes Against Society			
Narcotics	111	139	-20.1%
Trespassing	736	803	-8.3%
Weapons	27	28	-3.6%
Subtotal	874	970	-9.9%
Total	1,164	1,239	-6.1%



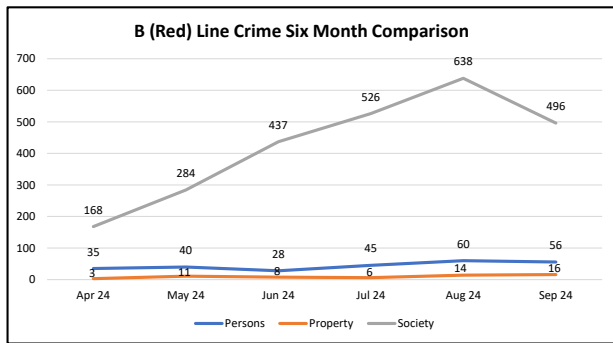
Rail	Sep 24	Aug 24	% Change
Crimes Against Persons			
Agg Assault	28	31	-9.7%
Agg Assault on Op	0	0	0.0%
Battery	53	66	-19.7%
Battery on Operator	0	0	0.0%
Homicide	0	0	0.0%
Rape	0	1	-100.0%
Robbery	16	19	-15.8%
Sex Offenses	12	9	33.3%
Subtotal	109	126	-13.5%
Crimes Against Property			
Arson	0	0	0.0%
Bike Theft	0	0	0.0%
Burglary	1	0	100.0%
Larceny	35	33	6.1%
Motor Vehicle Theft	1	1	0.0%
Vandalism	11	11	0.0%
Subtotal	48	45	6.7%
Crimes Against Society			
Narcotics	96	119	-19.3%
Trespassing	726	768	-5.5%
Weapons	23	25	-8.0%
Subtotal	845	912	-7.3%
Total	1,002	1,083	-7.5%



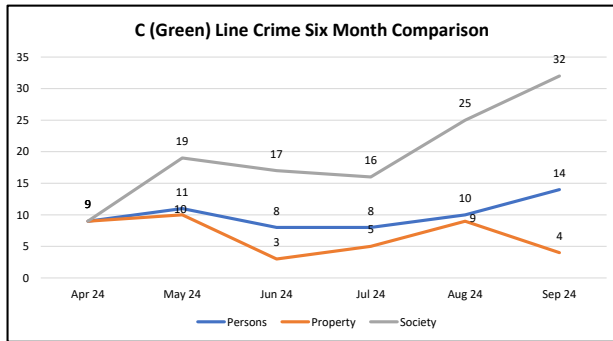
Bus	Sep 24	Aug 24	% Change
Crimes Against Persons			
Agg Assault	17	12	41.7%
Agg Assault on Op	4	5	-20.0%
Battery	42	34	23.5%
Battery on Operator	9	12	-25.0%
Homicide	1	0	100.0%
Rape	0	0	0.0%
Robbery	8	11	-27.3%
Sex Offenses	0	1	-100.0%
Subtotal	81	75	8.0%
Crimes Against Property			
Arson	0	0	0.0%
Bike Theft	0	0	0.0%
Burglary	0	1	-100.0%
Larceny	30	12	150.0%
Motor Vehicle Theft	0	0	0.0%
Vandalism	22	10	120.0%
Subtotal	52	23	126.1%
Crimes Against Society			
Narcotics	15	20	-25.0%
Trespassing	10	35	-71.4%
Weapons	4	3	33.3%
Subtotal	29	58	-50.0%
Total	162	156	3.8%



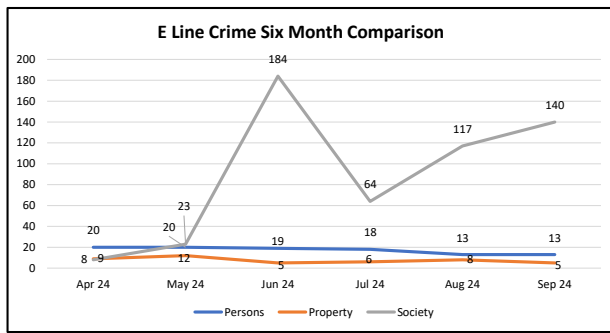
A (Blue) Line	Sep 24	Aug 24	% Change
Crimes Against Persons			
Agg Assault	5	7	-28.6%
Agg Assault on Op	0	0	0.0%
Battery	9	16	-43.8%
Battery on Operator	0	0	0.0%
Homicide	0	0	0.0%
Rape	0	0	0.0%
Robbery	6	5	20.0%
Sex Offenses	3	1	200.0%
Subtotal	23	29	-20.7%
Crimes Against Property			
Arson	0	0	0.0%
Bike Theft	0	0	0.0%
Burglary	1	0	100.0%
Larceny	14	7	100.0%
Motor Vehicle Theft	1	0	100.0%
Vandalism	1	2	-50.0%
Subtotal	17	9	88.9%
Crimes Against Society			
Narcotics	14	22	-36.4%
Trespassing	144	84	71.4%
Weapons	9	3	200.0%
Subtotal	167	109	53.2%
Total	207	147	40.8%



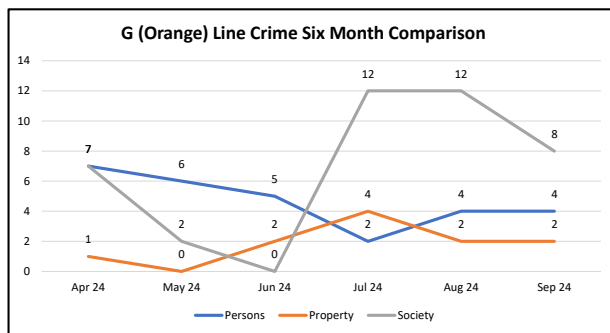
B (Red) Line	Sep 24	Aug 24	% Change
Crimes Against Persons			
Agg Assault	14	16	-12.5%
Agg Assault on Op	0	0	0.0%
Battery	31	32	-3.1%
Battery on Operator	0	0	0.0%
Homicide	0	0	0.0%
Rape	0	0	0.0%
Robbery	5	7	-28.6%
Sex Offenses	6	5	20.0%
Subtotal	56	60	-6.7%
Crimes Against Property			
Arson	0	0	0.0%
Bike Theft	0	0	0.0%
Burglary	0	0	0.0%
Larceny	11	8	37.5%
Motor Vehicle Theft	0	0	0.0%
Vandalism	5	6	-16.7%
Subtotal	16	14	14.3%
Crimes Against Society			
Narcotics	72	76	-5.3%
Trespassing	416	545	-23.7%
Weapons	8	17	-52.9%
Subtotal	496	638	-22.3%
Total	568	712	-20.2%



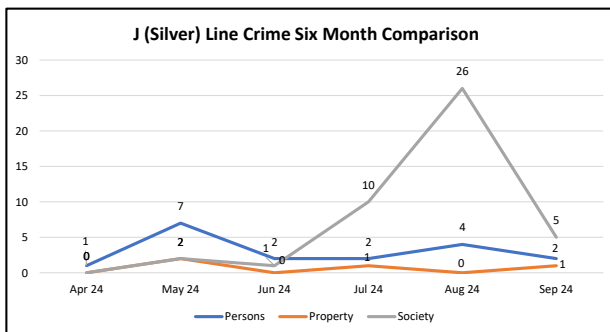
C (Green) Line	Sep 24	Aug 24	% Change
Crimes Against Persons			
Agg Assault	8	2	300.0%
Agg Assault on Op	0	0	0.0%
Battery	2	3	-33.3%
Battery on Operator	0	0	0.0%
Homicide	0	0	0.0%
Rape	0	0	0.0%
Robbery	3	3	0.0%
Sex Offenses	1	2	100.0%
Subtotal	14	10	40.0%
Crimes Against Property			
Arson	0	0	0.0%
Bike Theft	0	0	0.0%
Burglary	0	0	0.0%
Larceny	4	9	-55.6%
Motor Vehicle Theft	0	0	0.0%
Vandalism	0	0	0.0%
Subtotal	4	9	-55.6%
Crimes Against Society			
Narcotics	8	8	0.0%
Trespassing	20	14	42.9%
Weapons	4	3	33.3%
Subtotal	32	25	28.0%
Total	50	44	13.6%



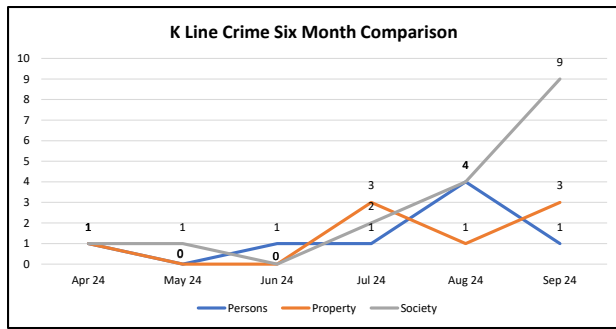
E Line	Sep 24	Aug 24	% Change
Crimes Against Persons			
Agg Assault	1	1	0.0%
Agg Assault on Op	0	0	0.0%
Battery	9	7	28.6%
Battery on Operator	0	0	0.0%
Homicide	0	0	0.0%
Rape	0	1	-100.0%
Robbery	1	3	-66.7%
Sex Offenses	2	1	100.0%
Subtotal	13	13	0.0%
Crimes Against Property			
Arson	0	0	0.0%
Bike Theft	0	0	0.0%
Burglary	0	0	0.0%
Larceny	3	6	-50.0%
Motor Vehicle Theft	0	1	-100.0%
Vandalism	2	1	100.0%
Subtotal	5	8	-37.5%
Crimes Against Society			
Narcotics	1	10	-90.0%
Trespassing	138	105	31.4%
Weapons	1	2	-50.0%
Subtotal	140	117	19.7%
Total	158	138	14.5%



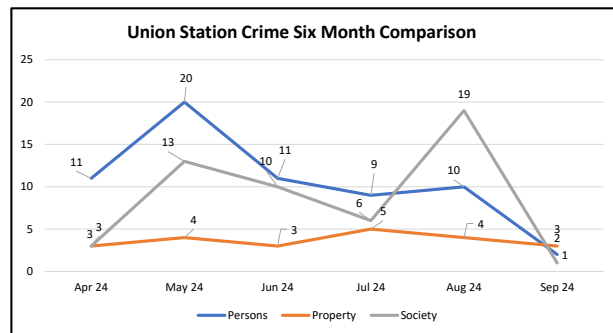
G (Orange) Line	Sep 24	Aug 24	% Change
Crimes Against Persons			
Agg Assault	1	0	100.0%
Agg Assault on Op	0	0	0.0%
Battery	2	3	-33.3%
Battery on Operator	0	0	0.0%
Homicide	0	0	0.0%
Rape	0	0	0.0%
Robbery	1	1	0.0%
Sex Offenses	0	0	0.0%
Subtotal	4	4	0.0%
Crimes Against Property			
Arson	0	0	0.0%
Bike Theft	0	0	0.0%
Burglary	0	0	0.0%
Larceny	0	0	0.0%
Motor Vehicle Theft	0	0	0.0%
Vandalism	2	2	0.0%
Subtotal	2	2	0.0%
Crimes Against Society			
Narcotics	4	1	300.0%
Trespassing	4	11	-63.6%
Weapons	0	0	0.0%
Subtotal	8	12	-33.3%
Total	14	18	-22.2%



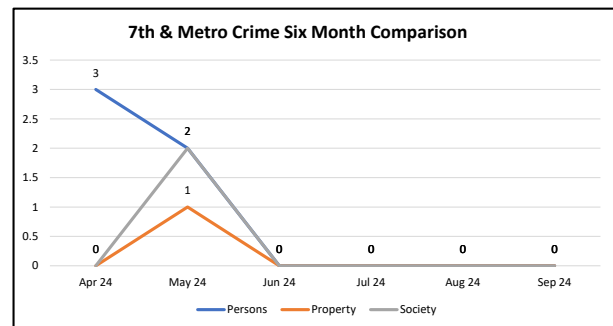
J (Silver) Line	Sep 24	Aug 24	% Change
Crimes Against Persons			
Agg Assault	0	1	-100.0%
Agg Assault on Op	0	0	0.0%
Battery	0	3	-100.0%
Battery on Operator	2	0	200.0%
Homicide	0	0	0.0%
Rape	0	0	0.0%
Robbery	0	0	0.0%
Sex Offenses	0	0	0.0%
Subtotal	2	4	-50.0%
Crimes Against Property			
Arson	0	0	0.0%
Bike Theft	0	0	0.0%
Burglary	0	0	0.0%
Larceny	0	0	0.0%
Motor Vehicle Theft	0	0	0.0%
Vandalism	1	0	100.0%
Subtotal	1	0	100.0%
Crimes Against Society			
Narcotics	3	4	-25.0%
Trespassing	1	22	-95.5%
Weapons	1	0	100.0%
Subtotal	5	26	-80.8%
Total	8	30	-73.3%



K Line	Sep 24	Aug 24	% Change
Crimes Against Persons			
Agg Assault	0	2	-100.0%
Agg Assault on Op	0	0	0.0%
Battery	1	2	-50.0%
Battery on Operator	0	0	0.0%
Homicide	0	0	0.0%
Rape	0	0	0.0%
Robbery	0	0	0.0%
Sex Offenses	0	0	0.0%
Subtotal	1	4	-75.0%
Crimes Against Property			
Arson	0	0	0.0%
Bike Theft	0	0	0.0%
Burglary	0	0	0.0%
Larceny	2	1	100.0%
Motor Vehicle Theft	0	0	0.0%
Vandalism	1	0	100.0%
Subtotal	3	1	200.0%
Crimes Against Society			
Narcotics	0	3	-100.0%
Trespassing	8	1	700.0%
Weapons	1	0	100.0%
Subtotal	9	4	125.0%
Total	13	9	44.4%



Union Station	Sep 24	Aug 24	% Change
Crimes Against Persons			
Agg Assault	0	3	-100.0%
Agg Assault on Op	0	0	0.0%
Battery	1	6	-83.3%
Battery on Operator	0	0	0.0%
Homicide	0	0	0.0%
Rape	0	0	0.0%
Robbery	1	1	0.0%
Sex Offenses	0	0	0.0%
Subtotal	2	10	-80.0%
Crimes Against Property			
Arson	0	0	0.0%
Bike Theft	0	0	0.0%
Burglary	0	0	0.0%
Larceny	1	2	-50.0%
Motor Vehicle Theft	0	0	0.0%
Vandalism	2	2	0.0%
Subtotal	3	4	-25.0%
Crimes Against Society			
Narcotics	1	0	100.0%
Trespassing	0	19	-100.0%
Weapons	0	0	0.0%
Subtotal	1	19	-94.7%
Total	6	33	-81.8%



7th & Metro	Sep 24	Aug 24	% Change
Crimes Against Persons			
Agg Assault	0	0	0.0%
Agg Assault on Op	0	0	0.0%
Battery	0	0	0.0%
Battery on Operator	0	0	0.0%
Homicide	0	0	0.0%
Rape	0	0	0.0%
Robbery	0	0	0.0%
Sex Offenses	0	0	0.0%
Subtotal	0	0	0.0%
Crimes Against Property			
Arson	0	0	0.0%
Bike Theft	0	0	0.0%
Burglary	0	0	0.0%
Larceny	0	0	0.0%
Motor Vehicle Theft	0	0	0.0%
Vandalism	0	0	0.0%
Subtotal	0	0	0.0%
Crimes Against Society			
Narcotics	0	0	0.0%
Trespassing	0	0	0.0%
Weapons	0	0	0.0%
Subtotal	0	0	0.0%
Total	0	0	0.0%