

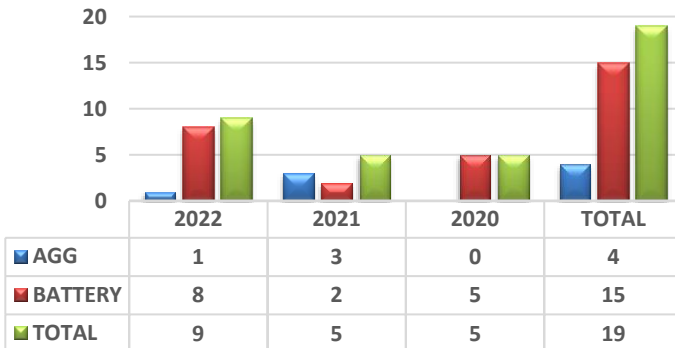


# Los Angeles Police Department - Transit Services Division Monthly Bus / Rail Operator Assault Recap Report

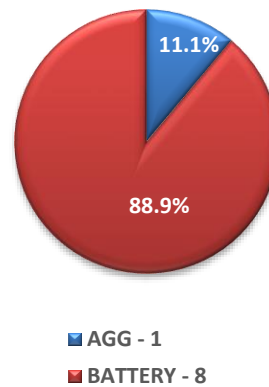
## AUGUST 2022



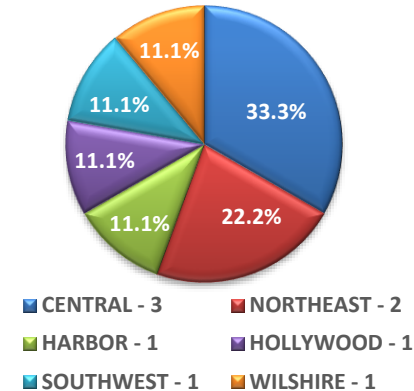
Crimes Against Persons  
Month of August 2022, 2021 & 2020  
Comparison



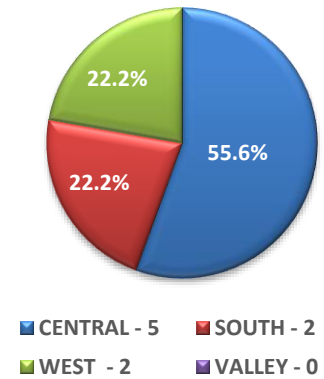
Type of Assault  
Month of August 2022



LAPD Area  
Month of August 2022



LAPD Operations  
Bureau  
Month of August 2022



DATE & TIME	BUS / RAIL# LOCATION	NARRATIVE	SUSP INFO	TRANSIENT AND / OR MENTALLY DISABLED	BARRIER UTILIZED
08/04/22 @ 1400 HRS	Bus Line # 53 Bus # 3936 6 <sup>th</sup> St. & Los Angeles	<b>BATTERY</b> Suspect entered bus in a wheelchair. Victim advised suspect he was required to secure the wheelchair. Suspect refused. Victim attempted to assist suspect and bent down. Suspect grabbed victim's leg. Victim told suspect not to touch her. Suspect became angry when victim accused him on touching her. Suspect retrieved a lighter and lit it in front of victim. The lighter touched the sleeve of victim's sweater. Victim was fearful her sweater or synthetic hair would catch fire.  <b>INJURIES:</b> Victim sustain no physical injuries but was to nervous to continue. <b>NO ARREST.</b>	M/B 60 YOA	Unkn Unkn	No
08/04/22 @ 1525 HRS	Bus Line # 246 Bus # 5668 21 <sup>st</sup> St. & Pacific	<b>BATTERY</b> Suspect approached bus door and accused victim on not picking him and an elderly woman (with him) up earlier. Suspect then threw a cup of urine at victim. Suspect walked to 22 <sup>nd</sup> St. & Pacific Ave, entered an older model Chevrolet Camaro with the elderly woman and fled location.  <b>INJURIES:</b> Urine contact with victim's clothing. Victim refused medical treatment. <b>NO ARREST</b>	M/B 47 YOA	Unkn Unkn	No

Monthly Bus / Rail Operator Assaults Recap Report

August 2022

Page 2

DATE & TIME	BUS / RAIL# LOCATION	NARRATIVE	SUSP INFO	TRANSIENT AND / OR MENTALLY DISABLED	BARRIER UTILIZED
08/06/22 @ 0830 HRS	Union Station Red Line	<p><b>AGG ASSAULT</b> Victim observed suspect holding training doors open. Victim approached suspect and advised suspect to release door to allow door to close. Suspect released door and when the doors re-opened, suspect produced a can of pepper spray and sprayed victim's face. Officer recognized suspect fleeing location.</p> <p><b>INJURIES:</b> Face. Skin and eyes irritation from pepper spray.</p> <p><b>ARREST:</b> Officers observed suspect the following day and arrested suspect for an outstanding warrant. TSD Detective(s) providing arrest information to Central Detectives. Additional filing to include bus operator assault.</p>	M/B 24 YOA	Transient Unkn	No
08/08/22 @ 1700 HRS	Bus Line # 210 Bus # 5668 Crenshaw & Westmount	<p><b>BATTERY</b> Suspect became angry due to victim's continuous stopping at designated bus stops. Suspect made verbal threats towards victim stating he would kill victim. Victim pulled bus due to suspect's continued disturbance. Suspect walked up to victim, leaned over the barrier and spat on victim. Suspect exited bus and fled location.</p> <p><b>INJURIES:</b> Spit contact to victim's face.</p> <p><b>NO ARREST</b></p>	M/B 50 YOA	Unkn Unkn	Yes
08/11/22 @ 1445 HRS	Bus Line # 2 Bus # 4030 Sunset Bl. & Gardner St.	<p><b>BATTERY</b> Suspect was verbally loud to other passengers. Suspect appeared to be under the influence of alcohol. Suspect later yelled, "Hurry up, Ima be late for where I need to be." Victim demanded suspect exit bus. Suspect motion with his mouth as if to spit on victim. Fearful, victim fled back to his seat and closed the barrier. Suspect walked to the driver side bus window, opened it and spat on victim.</p> <p><b>INJURIES:</b> Spit contact to victim's face. Victim to nervous to continue.</p> <p><b>NO ARREST</b></p>	M/ 60 YOA	Unkn Unkn	Yes

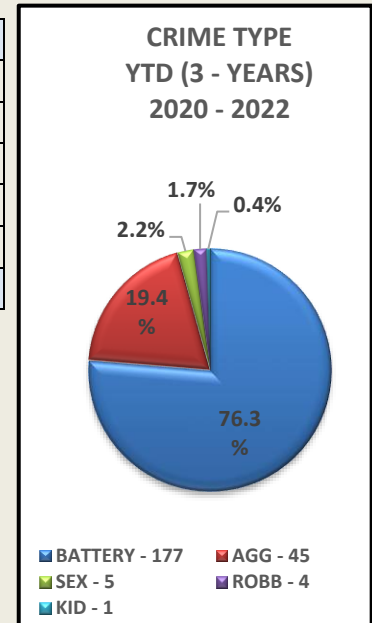
Monthly Bus / Rail Operator Assaults Recap Report  
 August 2022  
 Page 3

DATE & TIME	BUS / RAIL# LOCATION	NARRATIVE	SUSP INFO	TRANSIENT AND / OR MENTALLY DISABLED	BARRIER UTILIZED
08/13/22 @ 1925 HRS	Bus Line # 180 Bus # 1713 Vermont & Prospect	<p><b>BATTERY</b> Suspect entered bus and asked victim why he didn't open the rear door. Suspect then simulated multiple punches approximately 3 feet towards victim. Victim did not react. Suspect then approached victim and punched victim's face once. Suspect exited bus and fled location.</p> <p>Note: Another bus patron stated suspect assaulted him at the bus stop prior to entering bus and also that suspect appeared to be under the influence of unknown narcotic.</p> <p><b>INJURIES:</b> Lip bleed and ½ inch contusion on lower lip. Victim refused RA transport.</p> <p><b>NO ARREST</b></p>	M/H 30 YOA	Unkn Unkn	Unkn
08/14/22 @ 2210 HRS	Bus Line # 33 Bus # 8269 Venice & Fairfax	<p><b>BATTERY</b> Suspect drove a vehicle and followed victim to the next bus stop. Suspect exited vehicle, entered bus and yelled to victim asking why victim did not stop at the bus stop. Victim advise there were no pedestrians at the bus stop. Suspect approached victim and clenched his fist and stated he was going to punch victim. Suspect did not punch victim but instead spat on victim. Suspected exited bus, reentered the vehicle and fled location.</p> <p><b>INJURIES:</b> Spit contact with face.</p> <p><b>NO ARREST</b></p>	M/B 25 YOA	Unkn Unkn	Unkn
08/24/22 @ 1140 HRS	Bus Line # 92 Bus # 2022 2530 Glendale Boulevard.	<p><b>BATTERY</b> Unknown female approached victim and asked for direction. Suspect approached victim and stated, "She told you to pull over." Suspect then punched victim's face, striking victim's left eye. Victim pulled over bus and suspect exited, fleeing the location.</p> <p><b>NO INJURIES. NO ARREST</b></p>	M/B 30 YOA	Unkn Unkn	Unkn
08/27/22 @ 2205 HRS	Unkn Bus Line Bus # 8361 1 <sup>st</sup> Street Between Spring / Temple	<p><b>ADW</b> Victim operated bus and observed suspect standing on the street, approximately 100 feet away from victim. Victim observed suspect yelling obscenities and "not making sense." Suspect then threw a metal door knob striking victim's cheek. Suspect then fled N/B towards Temple St.</p> <p><b>INJURIES:</b> Swollen left Cheek. <b>NO ARREST.</b><b>NOTE: Incident was not captured in the Daily Law Enforcement "BOC" Report.</b></p>	M/B 40 YOA	Unkn Yes	Unkn

### 3 - Year YTD ending August 31, 2022, Type of Assault & Crime Type Statistical Analysis

TYPE OF ASSAULT	2022	2021	DIFF	% CHG	2021	2020	DIFF	% CHG	TOTAL	% of 3-YR TOTAL
PUNCH / HIT / KICK / PUSH	34	46	-12	-26.1%	46	30	16	53.3%	110	47.4%
SPITTING	23	21	2	9.5%	21	23	-2	-8.7%	67	28.9%
THREW OBJ/ FOOD / LIQUID	10	9	1	11.1%	9	8	1	12.5%	27	11.6%
BRANDISH / GUN / KNIFE / WEAPON	1	8	-7	-87.5%	8	3	5	166.7%	12	5.2%
SEX	1	2	-1	-50.0%	2	2	0	0.0%	5	2.2%
PEPPER SPRAY / UNKN SPRAY	1	2	-1	-50.0%	2	1	1	100.0%	4	1.7%
ROBBERY	2	0	2	N/C	0	1	-1	-100.0%	3	1.3%
URINE / FECES / VOMIT	2	0	2	N/C	0	0	0	N/C	2	0.9%
FIRE / FLAMES	1	0	1	N/C	0	0	0	N/C	1	0.4%
SHOTS FIRED	0	0	0	N/C	0	1	-1	-100.0%	1	0.4%
<b>TOTAL</b>	<b>75</b>	<b>88</b>	<b>-13</b>	<b>-14.8%</b>	<b>88</b>	<b>69</b>	<b>19</b>	<b>27.5%</b>	<b>232</b>	<b>100.0%</b>

CRIME TYPE	2022	2021	DIFF	% CHG	2021	2020	DIFF	% CHG	TOTAL
BATTERY	64	61	3	4.9%	61	52	9	17.3%	177
AGG	7	24	-17	-70.8%	24	14	10	71.4%	45
SEX	1	2	-1	-50.0%	2	2	0	0.0%	5
ROBB	3	0	3	N/C	0	1	-1	-100.0%	4
KID	0	1	-1	-100.0%	1	0	1	N/C	1
<b>TOTAL</b>	<b>75</b>	<b>88</b>	<b>-13</b>	<b>-14.8%</b>	<b>88</b>	<b>69</b>	<b>19</b>	<b>27.5%</b>	<b>232</b>

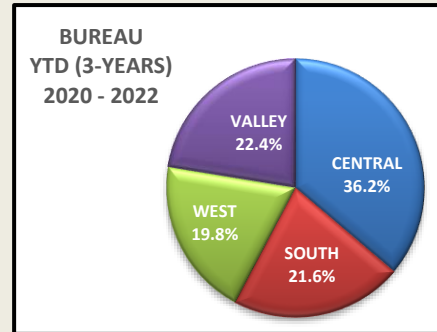


3 Year YTD ending August 31, 2022, Area Statistical Analysis

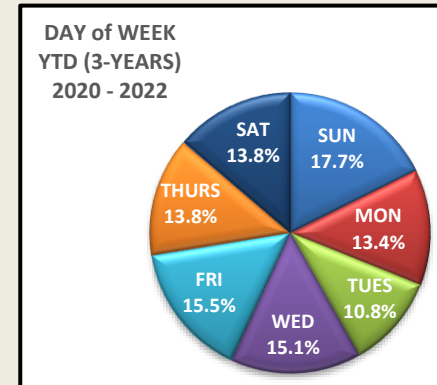
AREA	2022	2021	DIFF	% CHG	2021	2020	DIFF	% CHG	TOTAL	% of (3-Year) TOTAL
CENTRAL	11	19	-8	-42.1%	19	10	9	90.0%	40	17.2%
OLYMPIC	10	2	8	400.0%	2	11	-9	-81.8%	23	9.9%
SOUTHWEST	6	8	-2	-25.0%	8	8	0	0.0%	22	9.5%
NORTHEAST	7	4	3	75.0%	4	4	0	0.0%	15	6.5%
NEWTON	8	3	5	166.7%	3	3	0	0.0%	14	6.0%
77TH ST	3	5	-2	-40.0%	5	5	0	0.0%	13	5.6%
NORTH HOLLYWOOD	3	6	-3	-50.0%	6	3	3	100.0%	12	5.2%
VAN NUYS	2	5	-3	-60.0%	5	3	2	66.7%	10	4.3%
SOUTHEAST	2	2	0	0.0%	2	5	-3	-60.0%	9	3.9%
HOLLENBECK	2	4	-2	-50.0%	4	2	2	100.0%	8	3.4%
WILSHIRE	3	5	-2	-40.0%	5	0	5	N/C	8	3.4%
HOLLYWOOD	3	3	0	0.0%	3	2	1	50.0%	8	3.4%
RAMPART	1	5	-4	-80.0%	5	1	4	400.0%	7	3.0%
TOPANGA	1	5	-4	-80.0%	5	0	5	N/C	6	2.6%
WEST VALLEY	3	2	1	50.0%	2	1	1	100.0%	6	2.6%
MISSION	3	0	3	N/C	0	3	-3	-100.0%	6	2.6%
FOOTHILL	1	2	-1	-50.0%	2	3	-1	-33.3%	6	2.6%
DEVONSHIRE	3	2	1	50.0%	2	1	1	100.0%	6	2.6%
HARBOR	1	2	-1	-50.0%	2	3	-1	-33.3%	6	2.6%
WEST LA	2	2	0	0.0%	2	1	1	100.0%	5	2.2%
PACIFIC	0	2	-2	-100.0%	2	0	2	N/C	2	0.9%
<b>TOTAL</b>	<b>75</b>	<b>88</b>	<b>-13</b>	<b>-14.8%</b>	<b>88</b>	<b>69</b>	<b>19</b>	<b>27.5%</b>	<b>232</b>	<b>100.0%</b>

### 3 Year YTD ending August 31, 2022, Bureau, Watch and Day of Week Statistical Analysis

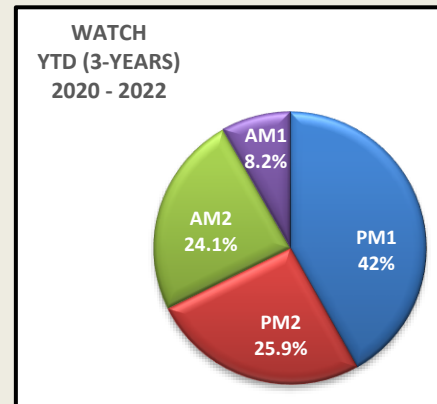
BUREAU	2022	2021	DIFF	% CHG	2021	2020	DIFF	% CHG	TOTAL
CENTRAL	29	35	-6	-17.1%	35	20	15	75.0%	84
VALLEY	16	22	-6	-27.3%	22	14	8	57.1%	52
SOUTH	12	17	-5	-29.4%	17	21	-4	-19.0%	50
WEST	18	14	4	28.6%	14	14	0	0.0%	46
TOTAL	75	88	-13	-14.8%	88	69	19	27.5%	232



DAY OF WEEK	2022	2021	DIFF	% CHG	2021	2020	DIFF	% CHG	TOTAL
SUNDAY	14	16	-2	-12.5%	16	11	5	45.5%	41
MONDAY	8	15	-7	-46.7%	15	8	7	87.5%	31
TUESDAY	6	12	-6	-50.0%	12	7	5	71.4%	25
WEDNESDAY	8	12	-4	-33.3%	12	15	-3	-20.0%	35
THURSDAY	11	11	0	0.0%	11	10	1	10.0%	32
FRIDAY	13	12	1	8.3%	12	11	1	9.1%	36
SATURDAY	15	10	5	50.0%	10	7	3	42.9%	32
TOTAL	75	88	-13	-14.8%	88	69	19	27.5%	232



WATCH	2022	2021	DIFF	% CHG	2021	2020	DIFF	% CHG	TOTAL
PM1 (1200 - 1759 HRS)	35	29	6	20.7%	29	33	-4	-12.1%	97
PM2 (1800 - 2359 HRS)	16	21	-5	-23.8%	21	23	-2	-8.7%	60
AM2 (0600 - 1159 HRS)	19	27	-8	-29.6%	27	10	17	170.0%	56
AM1 (0000 - 0559 HRS)	5	11	-6	-54.5%	11	3	8	266.7%	19
TOTAL	75	88	-13	-14.8%	88	69	19	27.5%	232

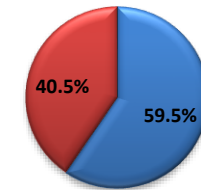


### 3 Year to Date Victim & Suspect (Gender & Ethnicity) Demographics - Statistical Analysis

#### VICTIM DEMOGRAPHICS

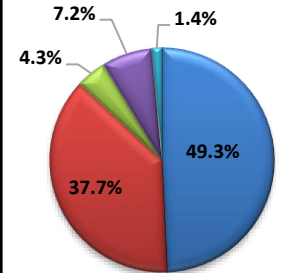
YEAR	MALE						FEMALE					TOTAL	% of (3-Year) TOTAL
	H	B	O	W	A	TOTAL	B	H	W	O	TOTAL		
2022	27	10	5	2	2	46	21	8	0	0	29	75	32.3%
2021	31	12	5	3	0	51	19	17	1	0	37	88	37.9%
2020	24	10	2	4	1	41	16	10	1	1	28	69	29.7%
<b>TOTAL</b>	<b>82</b>	<b>32</b>	<b>12</b>	<b>9</b>	<b>3</b>	<b>138</b>	<b>56</b>	<b>35</b>	<b>2</b>	<b>1</b>	<b>94</b>	<b>232</b>	<b>100.0%</b>
% of (3-Year) TOTAL	35.3%	13.8%	5.2%	3.9%	1.3%	59.5%	24.1%	15.1%	0.9%	0.4%	40.5%		100.0%

Victim Gender - YTD 3-Years (2020 - 2022)



MALE FEMALE

Victim Ethnicity - YTD 3-Years (2020-2022)

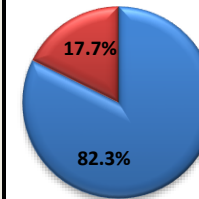


HISP BLK OTH WHI ASIAN

#### SUSPECT DEMOGRAPHICS

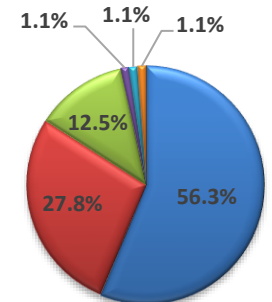
YEAR	MALE							FEMALE					UNKN	TOTAL	% of (3-Year) TOTAL
	B	H	W	A	O	UNKN	TOTAL	B	H	W	O	TOTAL			
2022	34	20	10	0	0	0	64	7	2	0	1	10	0	74	42.0%
2020	22	15	3	1	1	0	42	9	2	1	0	12	1	55	31.3%
2021	19	9	8	1	0	1	38	8	1	0	0	9	0	47	26.7%
<b>TOTAL</b>	<b>75</b>	<b>44</b>	<b>21</b>	<b>2</b>	<b>1</b>	<b>1</b>	<b>144</b>	<b>24</b>	<b>5</b>	<b>1</b>	<b>1</b>	<b>31</b>	<b>1</b>	<b>176</b>	<b>100.0%</b>
% of (3-Year) TOTAL	42.6%	25.0%	11.9%	1.1%	0.6%	0.6%	81.8%	13.6%	2.8%	0.6%	0.6%	17.6%	0.6%	100.0%	

Suspect Gender 3-Yrs 2020 - 2022



MALE FEMALE

Suspect Ethnicity - YTD 3-Years (2020 - 2022)



BLK HISP WHI UNKN ASIAN OTH



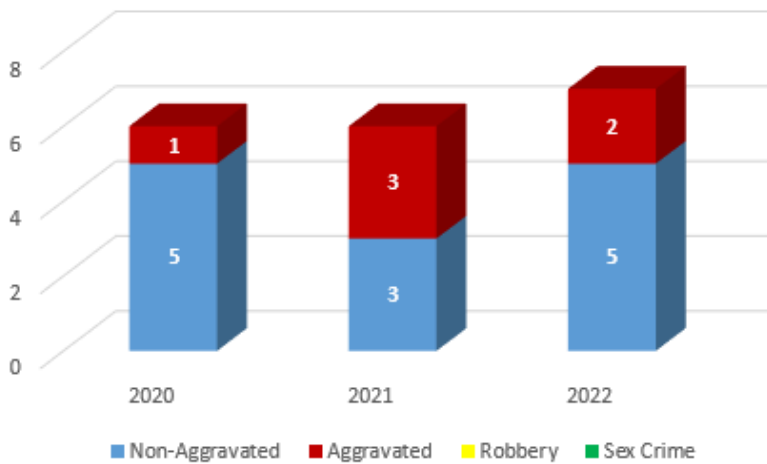
# Monthly Bus/Rail Operator Assault Report



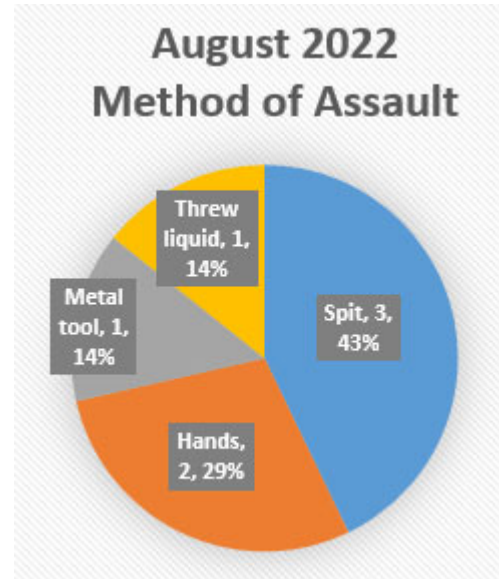
August 2022

## August Bus/Rail Operator Assaults

August 2020 - 2022 Assaults



August 2022 Method of Assault



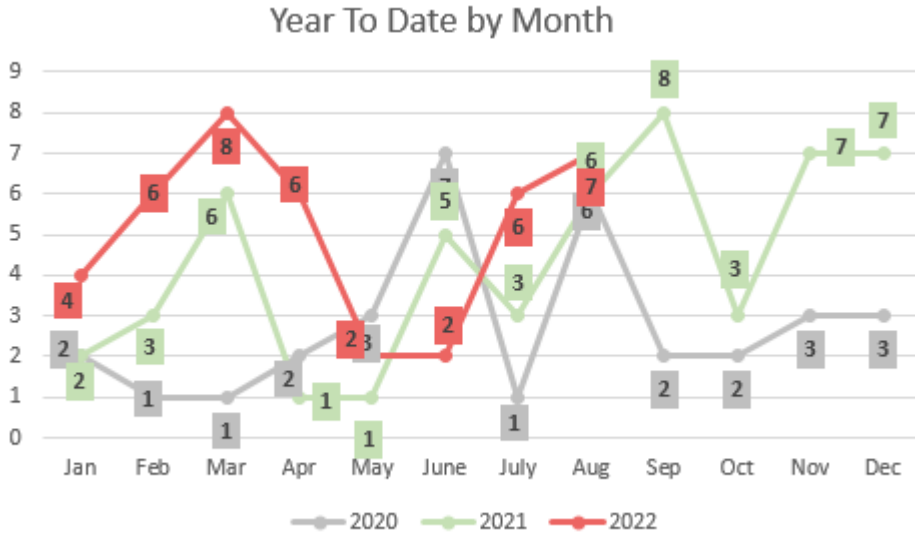
In August, there were five non-aggravated assaults with 1 arrest, and two aggravated assaults with two arrests.

Date	Time	Line	Bus #	Narrative	Barrier
8/4/2022	7:00	L70	5610	South El Monte 8/4 0700hrs Sus MB/47yrs arrested for punching bus op and patron. Sus believed vics stole his property	Yes
8/5/2022	18:10	L Line	N/A	APU/Citrus 8/5 1810hrs Sus MH/41yrs arrested for punching train op in the head on platform	N/A (o)
8/6/2022	22:32	L111	8713	Bell 8/6 2232hrs Sus MH/48yrs arrested for hitting bus op with metal tool after vehicle accident. Assault occurred outside of bus.	N/A (o)
8/12/2022	9:00	L62	1922	Artesia 8/12 0900hrs Sus transient FW/40yrs spit on bus op face when told to exit bus	Yes
8/13/2022	15:12	L260	8324	Compton 8/13 1512hrs Sus MB/30yrs threw liquid on bus op when to to exit at last stop	Yes
8/18/2022	9:35	FH Transit	FH Transit	El Monte Terminal 8/18 0935hrs Sus MB/30s spit on bus op over mask	Yes
8/20/2022	13:10	L4	8829	Santa Monica 8/20 1310hrs Sus MB/30yrs spit on bus op over fare	Yes

\*B (NU): Barrier installed, not used; N/A (o): Not applicable, assault occurred outside of barrier



# Year to Date Assaults



YTD Operator Assaults
YTD 2020 - 23
YTD 2021- 27
<b>YTD 2022 - 41</b>

## Solve Rate

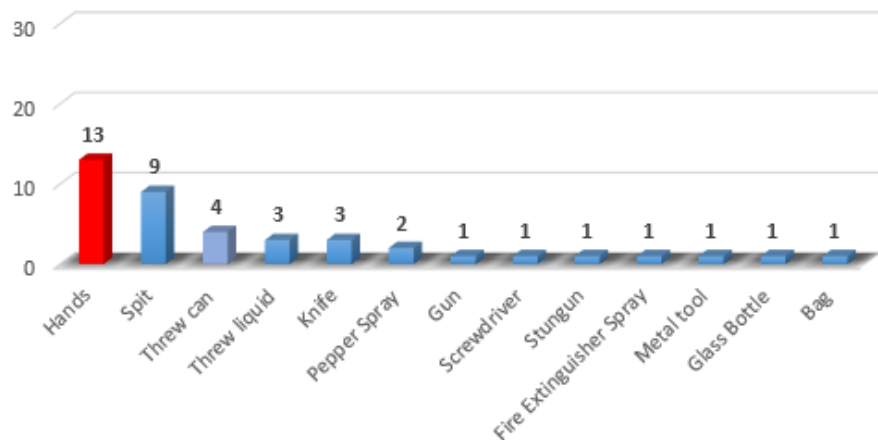
Type	Unsolved	Solved	Total	% Solved
Aggravated Assault	10	8	18	44.4%
Non-Aggravated Assault	13	10	23	43.5%
Robbery			0	#DIV/0!
Sex Crime			0	#DIV/0!
<b>Total</b>	<b>23</b>	<b>18</b>	<b>41</b>	<b>43.9%</b>

44% of assaults have been solved. The most frequent method of assault has been using hands.

## Top Reasons for Assault

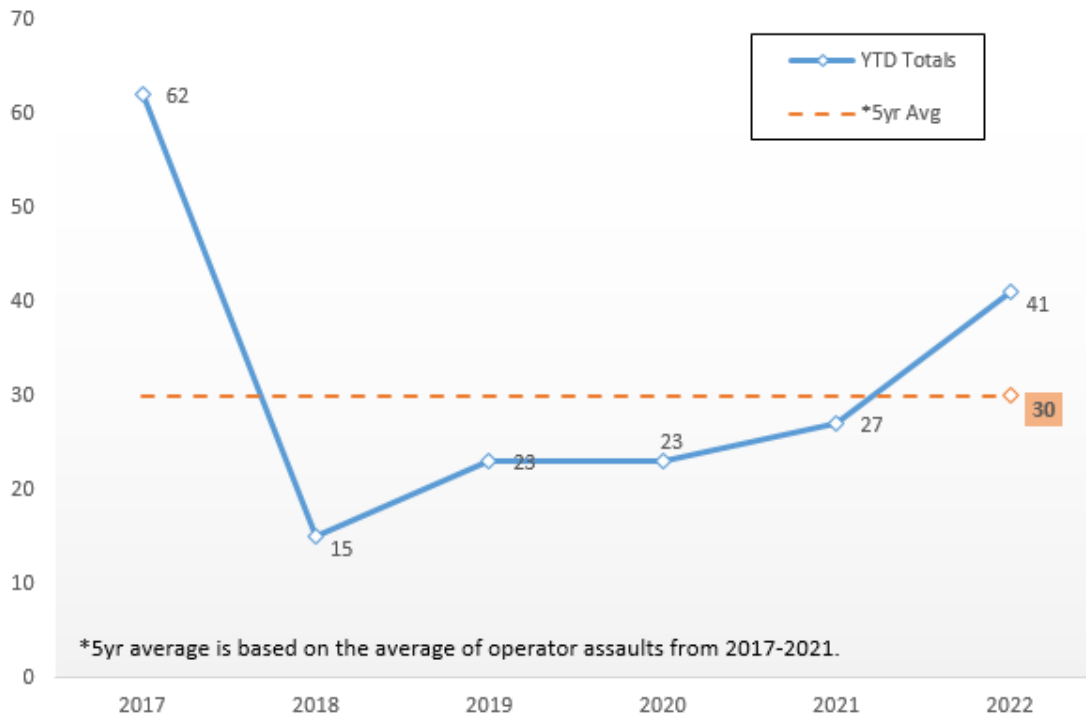
Reason	Count
Other	9
No Reason	7
Fare	5
Disorderly	4
Mentally ill	3
Out of service	3
Policy/drink	2
Mask	2
Other/Vehicle accident	1
Missed stop	1
Mask/Fare	1
Accident	1
Passenger Pass Up	1
Policy/Food	1
<b>Grand Total</b>	<b>41</b>

## Year to Date: Method of Assault



# Year to Date Assaults CONTINUED

## Bus/Rail Operator Assaults - YTD

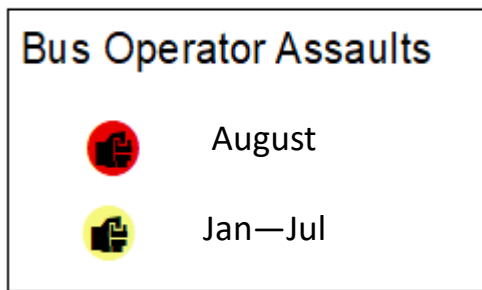
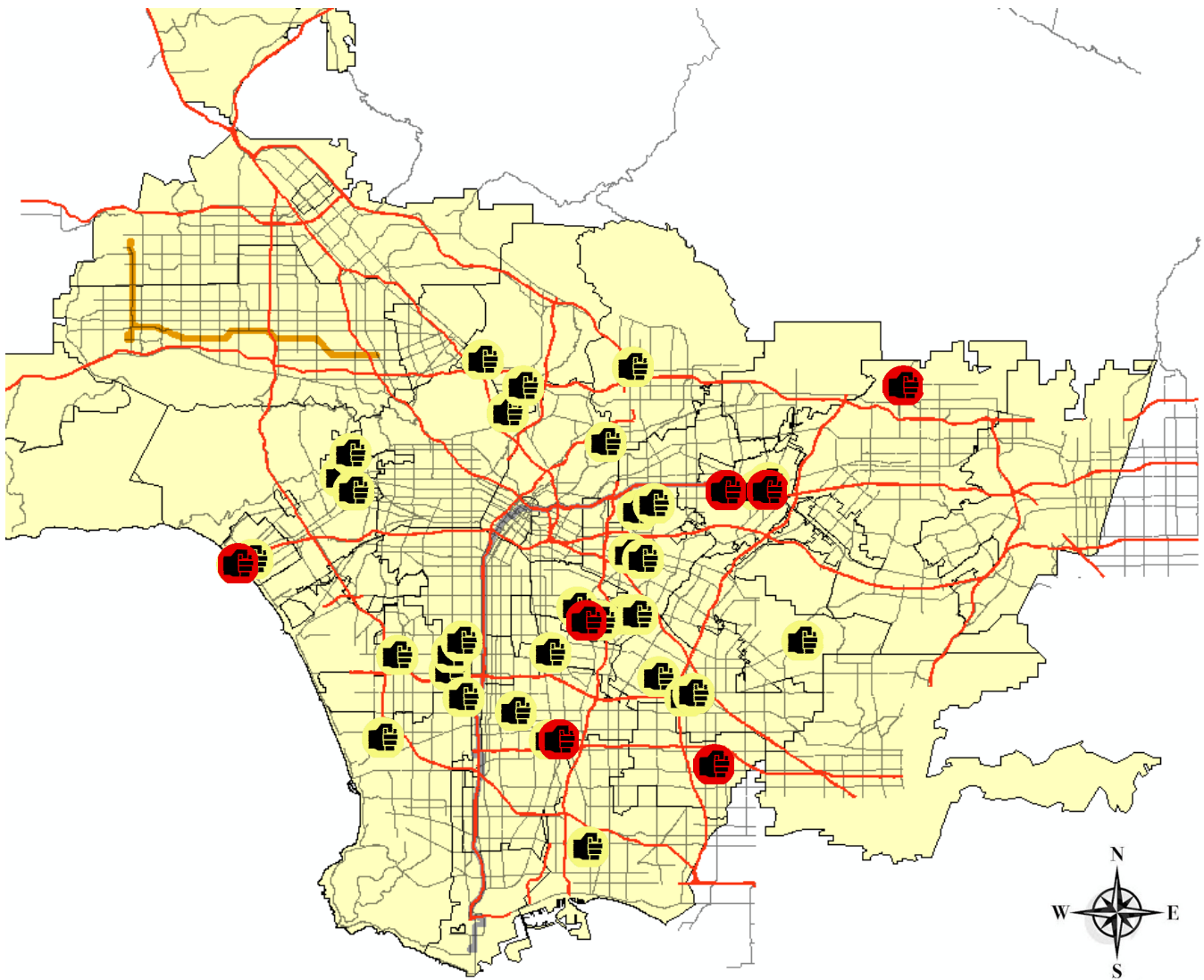


Prior to July 1st 2017, LASD patrolled the entire Metro system.

Barrier/No Barrier	Count
Not reported	0
No Barrier/Monitor	0
Operator assaulted outside barrier	12
Barrier (Not Used)	0
Barrier Used	29
<b>Grand Total</b>	<b>41</b>

Of the 41 incidents reported this year, 12 occurred outside the barrier. In 29 incidents, the barrier was used.

# Map of 2022 Bus/Rail Operator Assaults



## Bus Sector and Line Statistics - YTD

Sector	Count
South Bus Gateway	14
South Bus Southbay	9
North Bus San Gabriel	5
North Bus San Fernando	3
North Bus El Monte Terminal	3
South Bus Westside	2
North Rail Expo	1
South Rail Expo	1
North Rail Gold	1
North Bus Westside	1
South Rail Green	1
<b>Grand Total</b>	<b>41</b>

Line	Count
L70	3
L260	3
L111	3
L207	3
L60	2
L258	2
L204	2
L18	2
E Line	2
L287	2
L4	2
L180	1
L117	1
L Line	1
L108	1
L74	1
L51	1
L217	1
L120	1
C Line	1
L62	1
L662	1
L125	1
FH Transit	1
L94	1
L266	1
<b>Grand Total</b>	<b>41</b>

