













































Program Management

Quarterly Major Project Status Report

Construction Committee

January 2023

Project Budget & Schedule Status Summary Chart

Project	Cost Performance		Schedule Performance		Comments
	Variance Approved LOP	Variance Revised Budget	Variance Original	Variance Revised Schedule	
1. Regional Connector					Project is 98.4% complete. Comprehensive systems integrated testing is underway at all stations and the guideway to include site restoration at street level throughout the alignment. Collaboration by Project and Operations underway to transition into commissioning for revenue service. Equity – 100% of the project is within or adjacent to Equity Focus Communities.
2. Westside Purple Line Extension-Section 1					Project is 81% complete. The current forecast Revenue Service Date is Fall 2024. The Project schedule is currently trending behind the target date. Efforts to minimize schedule risk continues. Equity - This Project is not located within or adjacent to Equity Focus Communities.
3. Gold Line Foothill Extension Phase 2B					Project is approximately 65% complete. Construction continues full closure at Fulton Road for utility relocation and construction of grade crossing, station work at Glendora, San Dimas, La Verne and Pomona. Completed Route 66 LRT bridge and at Little Dalton Wash, San Dimas Wash, Puddingstone Channel, Marshall Creek, and Live Oak Channel Bridge. Equity - 100% of the project is within or adjacent to Equity Focus Communities.
4. Westside Purple Line Extension-Section 2					Project is 56% complete and proceeding on schedule and within budget. Equity - This project is not located within or adjacent to Equity Focus Communities.
5. Division 20 Portal Widening Turnback					Project is 46% complete. Construction continues with the preparation of the girder concrete splice of Bent 13 on the 1 st . Street Bridge, installation of North Storage Yard tracks, South Storage Yard utilities, Emergency Backup Power Supply conduits, 200 pair copper cable cutover, Portal demolition prep and commence single tracking on the AR track. A \$75M increase in Life of Project (LOP) was approved on the February 2022 Regular Board meeting. Risk Assessment for project budget and schedule currently in development. Equity - 100% of the project is within or adjacent to Equity Focus Communities.
6. Westside Purple Line Extension-Section 3					Project is 44% complete and proceeding on schedule and within budget. Equity - 50% of the project is within or adjacent to Equity Focus Communities.
7. Airport Metro Connector					Project is 30% complete and Primary station Contractor continues with structural foundation, utility underground work, concrete forming for station platform, steel delivery and preparations for erection, and procurement of long-lead material. Early Works Phase is 99% complete and is now in the process of closing out. Equity – 100% of the project is within or adjacent to Equity Focus Communities.
8. I-5 North County Enhancements					Project is 18% complete. Retaining wall excavation/construction, new Weldon Canyon bridge construction, work on Butte Canyon and Castaic Creek bridges, Aerially Deposited Lead (ADL) removal, roadway excavation and base placement, and drainage/barrier work continues. Equity - This project is not located within or adjacent to Equity Focus Communities.
9. I-105 Express Lanes*					Design is 40% complete overall. Segment 1 design is 95% complete. Segment 3, 35% design has received Caltrans comments. Segment 2, 35% design will be submitted in January 2023. CMGC Phase 1 preconstruction work has initiated. Segment 1, first Opinion of Probable Construction Cost (OPCC) will be based on 95% plans. Equity: 70% of the project is within or adjacent to Equity Focus Communities.
10. G Line BRT Improvements*					Design is 35% complete. Pilot Gate construction and testing are complete. Advanced Utility Relocation (AUR) and property acquisitions are underway. Equity: 65% of the project is within or adjacent to Equity Focus Communities.
11. East San Fernando Valley Transit Corridor*					Design is 30% complete for systems and 60% for guideway. Advanced Utility Adjustment (AUA) contract awarded in November 2022. Progressive Design Build (PDB) Contract will be awarded by early 2023. Real property acquisitions are underway. Equity – 100% of the project is within or adjacent to Equity Focus Communities.

*Projects without a LOP budget



January 2023 Construction Committee



On target



Possible problem
(5-10% variance)





Significant Impact
(over 10% variance)

Small Business Project Status Summary Chart (reflective of payments reported through October 2022)



Project	Phase	Goal Type	Contractor Commitment	Current Participation	Status	Variance from Last Reporting +/-	**Adjusted Participation %	% Complete	Comments
1. Regional Connector	Design	DBE	22.63%	24.57%	Exceeding	-.04%		99%	Regional Connector Constructors is exceeding the DBE commitment by 1.94% on Design and 2.98% on Construction.
	Construction	DBE	18.00%	20.98%	Exceeding	+.09%	22.85%	92%	
	Design	DBE	20.25%	21.73%	Exceeding	+.1.04%		93%	
2. Westside Purple Line Extension-Section 1	Construction	DBE	17.00%	15.60%	Shortfall	+.17%	15.80%	81%	Skanska-Traylor-Shea Joint Venture (STS) is exceeding the DBE commitment by 1.48% on Design and has a 1.40% DBE shortfall on Construction. STS has a shortfall mitigation plan on file. STS reported an uptick in DBE participation this reporting period.
3. Gold Line/Foothill 2B	Construction	--	--	--	--	--	--	--	Reporting on this contract is handled by the Metro Gold Line Foothill Extension Construction Authority.
4. Westside Purple Line Extension-Section 2	Design	DBE	25.31%	29.21%	Exceeding	-7.54%		100%	Tutor Perini/O&G, A Joint Venture (TPOG) is exceeding the DBE commitment on Design by 3.90% and has a 2.02% shortfall on Construction. TPOG has a shortfall mitigation plan on file. TPOG did have a slight uptick in DBE participation for Construction this reporting period.
	Construction	DBE	17.00%	14.98%	Shortfall	+.07%		60%	
5. Division 20 Portal Widening Turnback	Construction	SBE	19.34%	10.57%	Shortfall	+1.10%	10.79%	59%	Tutor Perini Corporation (TPC) has an 8.77% SBE shortfall and a 0.28% DVBE shortfall. TPC noted delays in the project as the reason for the shortfall. TPC has a shortfall mitigation plan on file. TPC had an uptick in both SBE/DVBE participation this reporting period.
		DVBE	3.31%	3.03%	Shortfall	+.33%	3.09%		
6. Westside Purple Line Extension-Section 3 – Tunnels	Design	DBE	11.19%	18.15%	Exceeding	-.08%		94%	Frontier-Kemper/Tutor Perini JV (FKTP) is exceeding the DBE commitment on both Design and Construction.
	Construction	DBE	17.10%	20.59%	Exceeding	+1.10%	20.69%	85%	
6. Westside Purple Line Extension-Section 3 – Stations, Trackwork, Systems and Testing	Design	DBE	19.25%	18.74%	Shortfall	+.49%		82%	Tutor Perini/O&G, A Joint Venture (TPOG) has a 0.51% shortfall on Design and a 14.05% shortfall on Construction. TPOG contends that the Construction shortfall is the result of several scopes of work being performed on the project through substantial completion (3rd quarter 2026). TPOG had a slight uptick in DBE participation on Design.
	Construction	DBE	21.00%	6.95%	Shortfall	-.08%		36%	
7. Airport Metro Connector (Station)	Construction	SBE	20.79%	17.82%	Shortfall	+3.53%		31%	Tutor Perini Corporation's (TPC) has a 2.97% SBE shortfall and a 2.08% DVBE shortfall. TPC has an uptick in both SBE/DVBE participation this reporting period.
		DVBE	4.96%	2.88%	Shortfall	+1.34%			
8. I-5 North County Enhancements	Construction	DBE	13.01%	6.24%	Shortfall	+2.94%		14%	OHLA USA, Inc.'s current level of DBE participation is 6.24%, representing a shortfall of 6.77%. OHLA had an uptick in DBE participation this reporting period.
9. I-105 Express Lanes*(Phase 1)	CM/GC	DBE	12.40%	TBD	TBD	TBD		TBD	Notice to Proceed issued on November 10, 2022.
10. G Line BRT Improv.* (PDD Phase 1)	PDB	SBE	18.35%	TBD	TBD	TBD		TBD	Notice to Proceed issued on November 10, 2022.
		DVBE	3.73%	TBD	TBD	TBD			
11. East San Fernando Valley Transit Corridor*	PE/DSDC	SBE	25.29%	19.55%	Shortfall	N/A		59%	Gannett Fleming, Inc (GF) has a 5.74% SBE shortfall and is exceeding the DVBE commitment by 0.50%. GF contends that the SBE shortfall is a result of work starting later than anticipated or put on-hold to accommodate further Metro studies. GF has a shortfall mitigation plan on file.
		DVBE	5.54%	6.04%	Exceeding	N/A			

Regional Connector Transit Project

BUDGET				
	FFGA	Approved LOP*	Previous Period**	Current Forecast**
	\$1,402M	\$1,420M	\$1,755M	\$1,755M
	Variance from Approved LOP:		\$335M (24%)	\$335M (24%) 
	Variance from Revised Budget:		\$0	

*At time of the award of contract – Board Approval April 2014

**Excludes finance costs

SCHEDULE			Revenue Operation	
	Original	Approved Rebaseline**	Previous Period	Current Forecast*
	May 2021	Fall 2022	Fall 2022	Q1 2023**
	Variance from Original:		+480d (19%)	+480d (19%) 
	Variance from Revised Schedule:			+101days 

* Current Forecast is Metro's November 2013 Schedule update

** Substantial Completion for guideway was achieved in June 2022



Regional Connector Transit Project

Safety

Project Hours: 7,615,909; Recordable Injury Rate: 0.71 vs. The National Average: 2.4.

Updates

- **Overall Project Progress is 98.4% complete.**
- **Little Tokyo/Arts District Station & Surrounding Area:** Construction and testing at station and tunnels continue. Elevators, finishes, Art installations and Plaza Level canopy installations near complete.
- **Historic Broadway Station:** The station is focused on finishes, and systems installations and testing. Construction of plaza canopy and related canopy features continue. Street restorations on 2nd and Springs streets are continuing behind final utility relocations.
- **Grand Av Arts/Bunker Hill Station:** Finishes, elevators, pedestrian bridge, and systems installations and testing are all near complete. Street restorations are underway with SHPPO MOA reinstated.
- **Flower Street and 7th/Metro Center:** Final radio installations continue. Street restorations on Flower south of 6th Street near complete.
- **Systems:** Comprehensive integrated testing of all systems continuing. Operations' full access to the Project's facilities for rail activation and start-up anticipated by late December.

Equity

- 3 of 3 stations (100%) are within or adjacent to Equity Focus Communities.



Installation of TPO roofing (Historic Broadway Station)





Final asphalt concrete paving along Hope St





January 2023 Construction Committee

Westside Purple Line Extension – Section 1

BUDGET				
	FFGA	Approved LOP* **	Previous Period**	Current Forecast**
	\$2,822M	\$2,774M	\$3,129M	\$3,129M
	Variance from Approved LOP:		\$355M (13%)	\$355M (13%) 
	Variance from Revised Budget:			\$0 

*At time of the award of contract – Board Approval July 2014

**Excludes finance costs

SCHEDULE			Revenue Operation	
	Original	Approved Rebaseline	Previous Period	Current Forecast*
	November 2023	Fall 2024	Fall 2024	Fall 2024
	Variance from Original:		+365d (11%)	+365d (11%) 
	Variance from Revised Schedule:			0d 

*Current Forecast is Contractor's October 2022 Schedule update

* The Project schedule is currently trending behind the target date

Budget and schedule are under review. The results will be reflected in future updates.



Westside Purple Line Extension – Section 1

Safety

Project Hours: 7,666,868; Recordable Injury Rate: 1.04 vs. The National Average: 2.4.

Updates


- **Overall Project Progress is 81% complete.**
- **Wilshire/La Brea Station:** Remaining roof concrete work and entrance structure wall construction is underway. Platform construction continues. MEP activities, bus lane, curb and gutter restoration move forward.
- **Wilshire/Fairfax Station:** Entrance structure roof concrete has been placed. Weekend decking removal and street restoration continues. Architectural and MEP activities continue at platform and concourse levels.
- **Wilshire/La Cienega Station:** Above roof venting, waterproofing and backfill along with plenum work on the east side of the Station continue. Remaining roof concrete work has started. Sidewalk restoration on north Wilshire Boulevard is underway.
- **Tunneling**
 - **Reach 1:** Electrical and communications installation work is ongoing in north and south tunnels.
 - **Reach 2:** Track installation preparation in the north tunnel has started. Walkway construction in the south tunnel is complete.
 - **Reach 3 & Tail Track:** Invert construction in the south tunnel has started. Tunnel Boring Machine (TBM) cutterhead removal in the south tunnel continues.

Equity

- This Project is not located within or adjacent to Equity Focus Communities.





Wilshire/Fairfax
Weekend Street Restoration Work





Reach 3 Tunnel (Fairfax to La Cienega)
Tunnel Invert Construction



Gold Line Foothill Extension Phase 2B

BUDGET				
		Approved LOP*	Previous Period	Current Forecast
		\$1,532.8 B	1,532.8 B	\$1,532.8 B 
	Variance from Approved LOP:		\$0M (0%)	\$0M (0%) 
	Variance from Revised Budget:			\$0

* At time of the award of contract – Board Approval (June 2017)

SCHEDULE			Substantial Completion	
	Original	Approved Rebaseline	Previous Period	Current Forecast*
	January 2025	N/A	Fall 2024	Fall 2024
	Variance from Original:		+0d (0%)	-29d (-2%) 
	Variance from Revised Schedule:			TBD 

* Current Forecast is Contractor's October 2022 Schedule Update.



Gold Line Foothill Extension Phase 2B

Safety

- Project Hours: 777,777 Recordable Injury Rate: .85 vs. The National Average: 2.4.

Updates (Metro Gold Line Foothill Extension Authority)

▪ Overall Project Progress is 65% complete.

Completed Fulton Grade Crossing, Foothill/Grand Bridge post tension and form removal, Lone Hill Structure deck rebar and conduit installation, Lone Hill TPSS Anchoring, 210 Freeway Freight Temporary Shoofly.

- The Contractor Kiewit Parsons Joint Venture (KPJV) has completed work at more than half of the grade crossings, completed the freight track relocation and have started work on all bridges.

The design of the 9 mile, 4 Station extension is substantially complete.

Four new light rail stations are under construction.

CPUC has approved 49 of 49 grade crossings to date.

▪ Construction Continues at:

Glendora, San Dimas, La Verne and Pomona Stations

Foothill/Grand Ave, Foothill/Grand Ave and Lone Hill LRT Bridges

Anchored Lone Hill TPSS

Construction of SCRRA Maintenance-of-way building

210 and 57 Freeway anchor and support walls

Construction of MSE retaining walls throughout the project

Light rail alignment track construction

LRT train control installation



Equity

- 100% of the project is located within or adjacent to Equity Focus Communities.

Foothill Grand - LRT ductbank walkway





Westside Purple Line Extension – Section 2

BUDGET				
	FFGA	Approved LOP*	Previous Period**	Current Forecast**
	\$2,499M	\$2,441M	\$2,441M	\$2,441M
	Variance from Approved LOP:		\$0M (0%)	\$0M (0%) 
	Variance from Revised Budget:			\$0 

*At time of the award of contract – Board Approval January 2017

**Excludes finance costs

SCHEDULE			Revenue Operation	
	Original	Approved Rebaseline	Previous Period	Current Forecast*
	August 2025	N/A	Summer 2025	Summer 2025
	Variance from Original:		+0d (0%)	+0d (0%) 
	Variance from Revised Schedule:			0d 

*Contract schedule is forecasting a slippage to the contractual milestones.

The project team is identifying opportunities to mitigate and is monitoring potential impacts. Staff will provide periodic updates to the Board.



Westside Purple Line Extension – Section 2

Safety

- Project Hours: 2,984,206; Recordable Injury Rate: 3.08 vs. The National Average: 2.4.
- Metro issued a Notice of Work Suspension on October 21, 2022, out of concern for TPOG's Safety performance. Work was allowed to resume on November 4, 2022, at the two station sites and on November 16, 2022, for the BR tunnel.

Updates


- **Overall Project Progress is 56% complete.**
- **Century City Constellation Station** (Progress as of November 28, 2022)
 - Excavation for both the station box and station entrance is 63% complete.
 - Storm drain realignment within the station box is complete.
- **Wilshire/Rodeo Station** (Progress as of November 28, 2022)
 - Overall invert slab is 72% complete and will be completed after Tunnel Boring Machines (TBM) mining.
 - Overall progress for the north and south concourse level walls is 15%.
- **Tunneling** (Progress as of November 28, 2022).
 - Ruth (eastbound subway tunnel) – Reach 4: 4,743ft (83%), overall: 10,520ft (92%).
 - Harriet (westbound subway tunnel) Excavation is 100% complete (Reach 4 and overall).

Equity

- This Project is not located within or adjacent to Equity Focus Communities.





Century City Constellation Station - Excavation Progress



Wilshire/Rodeo Station - Station Box Concourse Level





Division 20 Portal Widening Turnback

BUDGET				
		Approved LOP*	Previous Period	Current Forecast
		\$801.7 M	\$876.7 M	\$876.7 M 
	Variance from Approved LOP:		\$75M (9%)	\$75M (9%)  **
	Variance from Revised Budget:		\$0	\$0

* At time of the award of contract – Board Approval (February 2020)

** Risk Assessment for project budget and schedule currently in development

SCHEDULE			Substantial Completion	
	Original	Approved Rebaseline	Previous Period	Current Forecast*
	June 2024	Summer 2022	Summer 2025	Summer 2025
	Variance from Original:		+0d (0%)	+441d (29%) 
	Variance from Revised Schedule:			TBD  **

* Current Forecast is Contractor's Schedule Update.



Division 20 Portal Widening Turnback

Safety

Project Hours: Project Hours: 595,450 Recordable Injury Rate: .67 vs. The National Average: 2.4.

Updates

- **Overall Project Progress is 46% complete.**

Recent activities: 200 pair copper cable cutover, 1st St. Bridge Bent 13 girder concrete splice prep, North Yard storage tracks install.

- **C1136 TPC Portal Widening Turnback Contract**

PWT C1136 Contract progress is 47%.

North Yard storage track install – South Yard utilities.

Portal demo preparation commences with the Cutover 200 pair copper cable and single tracking on AR track.

- **Major Change Orders to Date:**

Hazardous Material Removal.

1st St Bridge Repairs of Differing Site Conditions.

Completion of early utility Contracts.

3rd Party Interfaces.

Design Revisions (*in progress*).

- **C1184 C3M Traction Power Substation Contract** at 72%

- **Coordination with Adjacent Projects**

Purple Line Extension (PLE1), Regional Connector;

Metro Center Project, HR4000 and A650 Vehicle Delivery.

- **Continued Regular risk assessments to determine budget/schedule**

Equity

- 100% of the project is located within or adjacent to Equity Focus Communities.

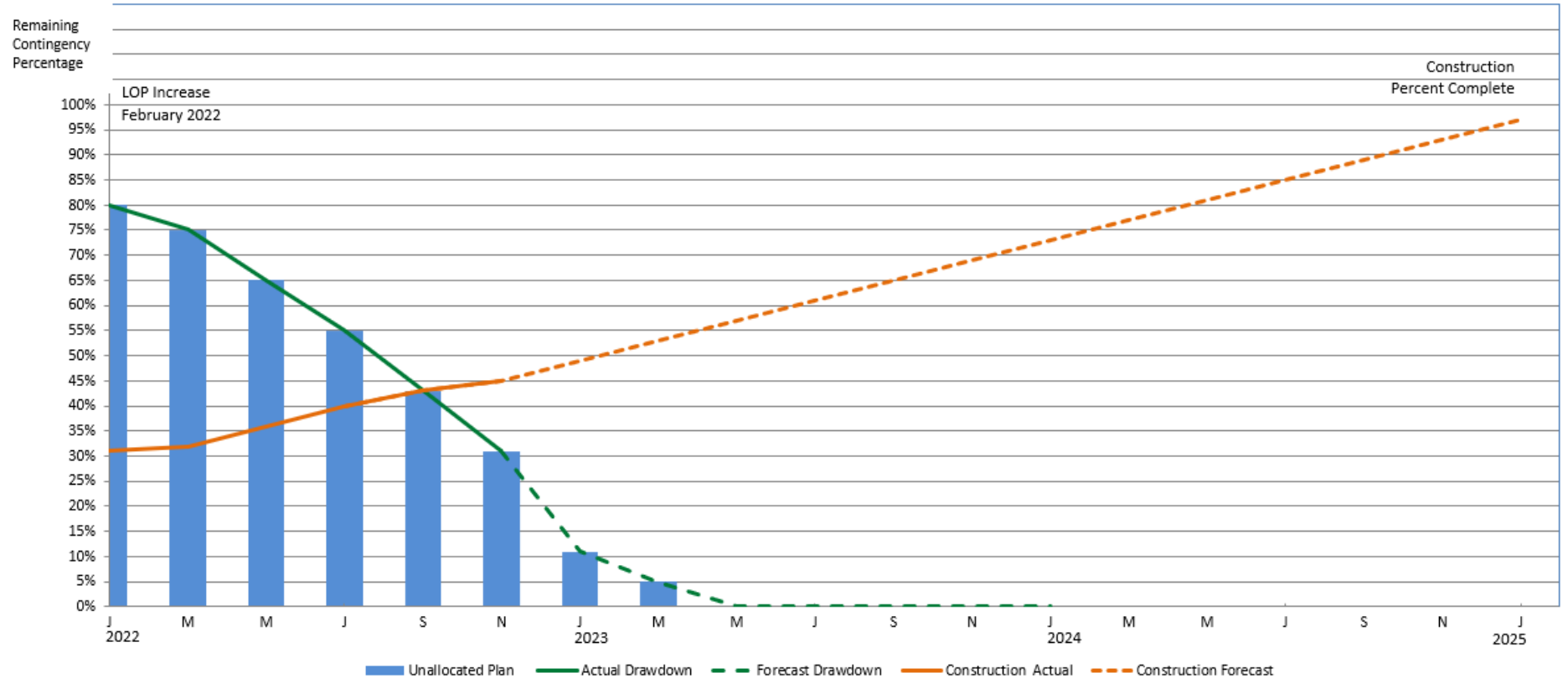


North Yard Storage Tracks





Division 20 Portal Widening Turnback

Unallocated Contingency Drawdown with Construction Percent Complete Comparison





Westside Purple Line Extension – Section 3

BUDGET				
	FFGA	Approved LOP*	Previous Period**	Current Forecast**
	\$3,599 M	\$3,224 M	\$3,224 M	\$3,224 M
	Variance from Approved LOP:		\$0M (0%)	\$0M (0%) 
	Variance from Revised Budget:			\$0 

* At time of the award of contract – Board Approval February 2019

** Excludes finance costs

SCHEDULE			Revenue Operation	
	Original	Approved Rebaseline	Previous Period	Current Forecast*
	March 2027	N/A	Spring 2027	Spring 2027
	Variance from Original:		+0d (0%)	+0d (0%) 
	Variance from Revised Schedule:			0d 

* Current Forecast is Contractor's Schedule Update.

** Approval in process



Westside Purple Line Extension – Section 3

Safety

Project Hours: 2,231,464; Recordable Injury Rate: 1.43 vs. The National Average: 2.4.


- C1151: Project Hours: 1,179,969; Recordable Injury Rate: 2.71.
- C1152: Project Hours: 1,051,495; Recordable Injury Rate: 0.0.

Updates

- **Overall Project Progress is 44% complete.**
- **Final design progress is 97% complete.**
- **Tunneling**
 - Both tunnel boring machines (TBMs) “Aura” and “Iris” continue mining toward Century City. Progress as of November 28, 2022, is as follows:
 - Iris “BR TBM” (westbound subway tunnel) – Reach 6: 7,162 ft. (75%), overall: 11,140 ft. (82%).
 - Aura “BL TBM” (eastbound subway tunnel) – Reach 6: 6,313 ft. (66%), overall: 10,277 ft. (76%).
- **Westwood/UCLA Station**
 - Station roadway deck panels are completed, and station excavation continues from UCLA Lot 36.
- **Westwood/VA Station**
 - Station excavation started on October 24, 2022, and continues.
 - The VA steam tunnel relocation work continues; Mechanical, Electrical, and Plumbing fit-out inside the steam tunnel (35% complete); redundant VA steam line is completed.
 - Supports built under utilities crossing the station to support utilities during station excavation.
 - Installation of 12” water supply from vault 400 to the street connection is ongoing.
 - Installation of dewatering wells and geotechnical instrumentation continues.

Equity

- 1 of 2 stations (50%) are within or adjacent to Equity Focus Communities.



Westwood/UCLA Station:
Installing Temporary Deck Panels in Wilshire Blvd





Westwood/VA Station: Excavating station to Level 1 Bracing





January 2023 Construction Committee

Airport Metro Connector (AMC) Project

BUDGET				
		Approved LOP*	Previous Period	Current Forecast
		\$898.6M	\$898.6M	\$898.6M
	Variance from Approved LOP:		\$0M (0%)	\$0M (0%) 
	Variance from Revised Budget:			\$0 

* Approved April 2021 Board

SCHEDULE			Revenue Operation	
	Original	Approved Rebaseline	Previous Period	Current Forecast*
	N/A	N/A	Fall 2024	Fall 2024
	Variance from Original:		+0d (0%)	+0d (0%) 
	Variance from Revised Schedule:			N/A 

* Current Forecast is August 2022 Schedule Update



Airport Metro Connector (AMC) Project

Safety


Project Hours: 206,985; Recordable Injury Rate: 2.9 vs. The National Average: 2.4.

Updates

- **Overall project progress is 30% complete.**
- Early Works Phase construction is 99% complete and in the close-out phase.
- North Turn back and reconfiguration with turnback facility is completed and in full operations for segmented CLAX Line service.
- Primary Station Construction (30% complete) has now come out of the ground with erection of structural steel at light rail platform. Station platform concrete, underground utilities, and procurement of long-lead material continues. Work within the Light Rail Transit (LRT) area was expedited.

Equity

- 100% of the project is located within or adjacent to Equity Focus Communities.





Concrete Work at Station Platform





Erection of Light Rail Station Structural Steel



I-5 North County Enhancements

BUDGET				
		Approved LOP*	Previous Period	Current Forecast
		\$679.3M	\$679.3M	\$679.3M
	Variance from Approved LOP:	\$0M (0%)		\$0M (0%) 
	Variance from Revised Budget:			\$0 

* At time of the award of contract - Board Approval (March 2021)

SCHEDULE			Substantial Completion	
	Original	Approved Rebaseline	Previous Period	Current Forecast
	July 2016	N/A	Summer 2026	Summer 2026
	Variance from Original:	+0d (0%)		+0d (0%) 
	Variance from Revised Schedule:			N/A 



I-5 North County Enhancements

Safety

Project Hours: 156,114; Recordable Injury Rate: 0.00
vs. The National Average: 2.4.

Updates

- **Overall Project progress is 18% complete.**
- Construction Stage 1, Phase 1 & 2:
 - Partial Demolition/Pile Driving/Footing and Abutment/Bent Construction on several bridges.
 - Retaining Walls, Drainage, Barrier/Roadway Demo, Excavation, and Base Placement.
- Project Team continues to coordinate with stakeholders: Caltrans, Federal Highway Administration (FHWA), City of Santa Clarita, Los Angeles County, CHP, NPS, CDFW, and other local stakeholders.
- Single-direction freeway closures occurred in December 2022 to support Weldon Canyon bridge construction activities.

Equity

- This project is not located within or adjacent to Equity Focus Communities.



On-Going Roadway Excavation in the Median



On-going abutment and wing wall construction at new Weldon Canyon Bridge



Forming, preparations, and concrete pour at Retaining Wall 2622





January 2023 Construction Committee



Projects without Life of Project (LOP) Budget

- **105 Express Lanes**
- **G Line BRT Improvements Project**
- **East San Fernando Valley Transit Corridor**



105 Express Lanes

BUDGET				
	TIFIA	Approved Preconstruction Budget	Previous Period	Current Forecast
	N/A	119.4 M	N/A	\$780M
	Variance from Approved LOP:		\$0M (0%)	\$0M (0%) 
	Variance from Revised Budget:			N/A 

SCHEDULE			Revenue Operation	
	Original	Approved Rebaseline	Previous Period	Current Forecast
	N/A	N/A	N/A	Spring 2028
	Variance from Original:		+0d (0%)	+0d (0%) 
	Variance from Revised Schedule:		N/A	N/A 



105 Express Lanes

Safety

Project Construction Hours: 0; Recordable Injury Rate:
N/A vs. The National Average: 2.4.

Updates

- **Design is 40% complete.**
- **Progress:**
 - The Phase 1 (Pre-Construction) CM/GC, Roadside Toll Collection System (RTCS) and PMSS contracts were approved by the Board in August 2022.
 - Notice to Proceed (NTP) was issued to CMGC Contractor on November 10th and CMGC Phase 1, Pre-Construction work has initiated.
 - Segment 1 of the project (between I-405 and Central Ave.), 95% Design has been submitted to Caltrans.
 - Segment 3 of the project (between 710 Freeway and Studebaker Rd.), 35% Design was submitted to Caltrans in October and has received comments from Caltrans. Segment 2 (between Central Ave. and 710 Freeway) will be submittal in January 2023.
 - Kick-off meeting with the PMSS Contractor was held on October 26th.
 - The first Opinion of Probable Construction Cost (OPCC) for segment 1 will be based on the 95% Plans.
 - Procuring a consultant to conduct an independent equity study.

Equity

- 70% of the project is within or adjacent to Equity Focus Communities.



Traffic on 105 Freeway Westbound





The Project Map





January 2023 Construction Committee

G Line BRT Improvements Project

BUDGET				
		Approved Preconstruction Budget	Previous Period	Current Forecast
		\$149.7M	N/A	\$392-\$476M
	Variance from Approved LOP:	\$0M (0%)		\$0M (0%) 
	Variance from Revised Budget:			\$0 

** Project will work within the annual budget constraints until LOP is established.*

SCHEDULE			Revenue Operation	
	Original	Approved Rebaseline	Previous Period	Current Forecast*
	N/A	N/A	N/A	December 2026
	Variance from Original:	+0d (0%)		+0d (0%) 
	Variance from Revised Schedule:			N/A 

** Current Forecast is Metro's Internal Schedule, Baseline schedule is not yet approved at time of update.*



G Line BRT Improvements Project

Safety

Project Construction Hours: 0; Recordable Injury Rate:
N/A vs. The National Average: 2.4.

Updates

- **Design is 35% complete.**
- **Progressive Design Build Contract**
 - Progressive Design Build (PDB) Contract NTP issued November 10, 2022.
- **Utility Owner-performed AURs:**
 - Sepulveda – removal of poles and overhead wires pending PDB contractor installation of new power service.
 - Vesper – DWP crews completed cable pulling in August, Charter construction start pending City permit approval.
 - Sylmar – work complete within City ROW, DWP license agreement executed, and DWP commenced work in Metro ROW in November 2022.
- **Property Acquisitions underway**
 - Eight acquisitions underway, all-in negotiation or agreement phase.
 - Offers presented to owners between March 31, 2022, and May 24, 2022.
 - Board adopted the Resolution of Necessity for all properties in August 2022.

Equity

- 11 of 17 stations (65%) are within or adjacent to Equity Focus Communities.



DWP Overhead Construction at Vesper







DWP Overhead Construction at Vesper



January 2023 Construction Committee

East San Fernando Valley Transit Corridor

BUDGET				
		Approved (cumulative thru FY23) Annual Budget	Previous Period	Current Forecast
		\$362M	N/A	\$2.8-\$3.6B 
	Variance from Approved LOP:		\$0M (0%)	\$0M (0%) 
	Variance from Revised Budget:			\$0

SCHEDULE			Revenue Operation	
	Original	Approved Rebaseline	Previous Period	Current Forecast*
		N/A	N/A	2028 - 2030
	Variance from Original:		+0d (0%)	+0d (0%) 
	Variance from Revised Schedule:			N/A 

* Current Forecast is Metro's Internal Schedule, Baseline schedule not yet approved at time of update.



East San Fernando Valley Transit Corridor

Safety

Project Hours: 0; Recordable Injury Rate: N/A vs. The National Average: 2.4.

Updates

- **Design is 30% complete for systems.**
 - **Design is 60% complete for guideway.**
 - **Construction Management Support Services Contract**
 - Notice to Proceed (NTP) given to ESFV LRT Joint Venture Arcadis Mott MacDonald (AMM) in November 2022.
 - **Maintenance and Storage Facility (Solar Energy & Storage)**
 - NTP on December 7, 2022 to PCS Energy LLC for the Public-private partnership (P3) Contract.
 - Maximum duration of 15 years, with three phases of work.
 - **Advance Utility Adjustment (AUA) Contract DWP Design 1**
 - NTP on December 1, 2022 to W.A. Rasic Construction Company, Inc.
 - **Progressive Design Build Contract**
 - Progressive Design Build (PDB) Contract proposals received Nov 2022 and in review.
 - Anticipate recommendation to Board for award in early 2023.
 - **Property Appraisals underway**
 - Appraisal contracts awarded on August 11, 2022.
 - NTP in December 2022 to two real estate property appraisal, and three fixtures appraisal firms.
 - Appraisals will commence in January 2023.
- Equity**
- Acquisition anticipated to commence in June 2023.
 - 100% of the project is within or adjacent to Equity Focus Communities.



Intersection of Van Nuys Blvd. & Saticoy St.



Intersection of Van Nuys Blvd. & Keswick St.



January 2023 Construction Committee