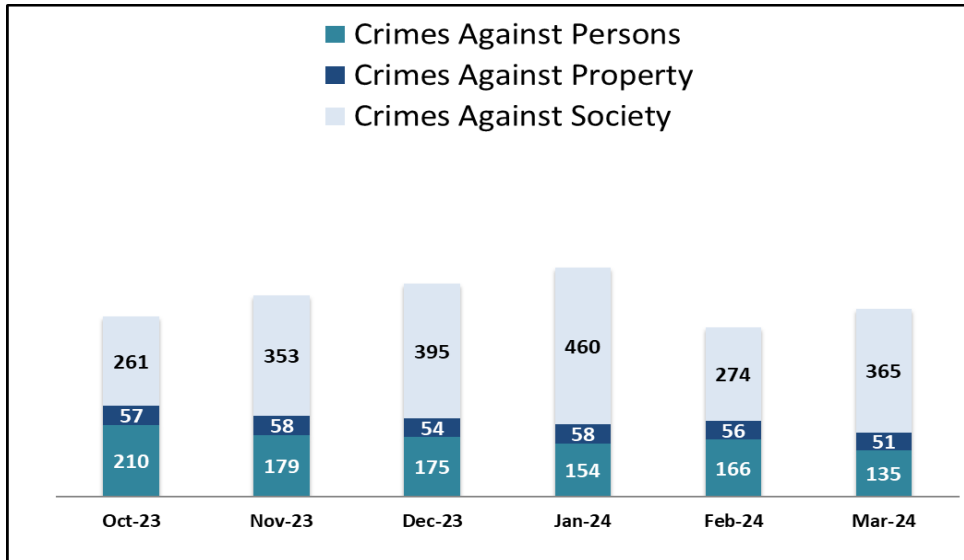


SYSTEM-WIDE LAW ENFORCEMENT OVERVIEW

MARCH 2024

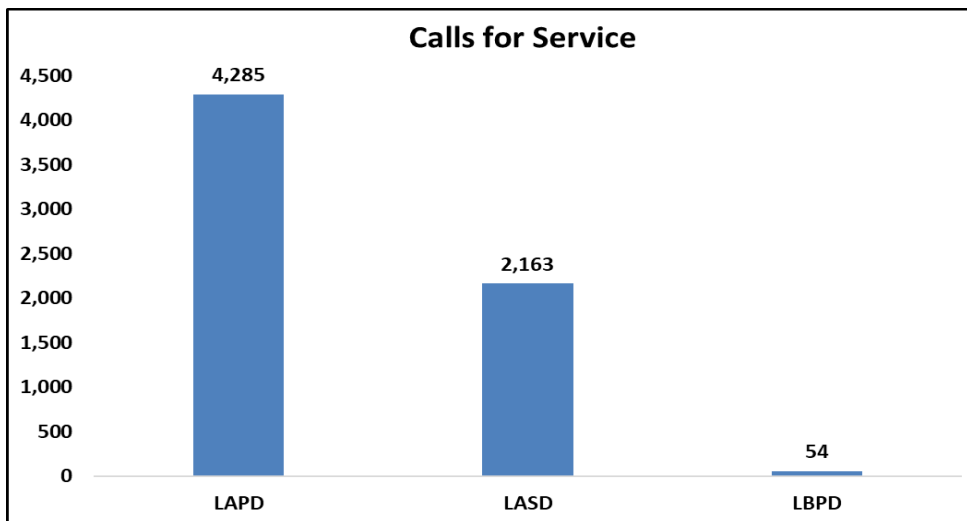
Attachment C

Total Crimes


Crimes Against Persons: violent crimes (i.e., homicide, aggravated assaults) are those in which the victims are always individuals

Crimes Against Property: crimes to obtain money, property, or some other benefit (i.e., theft, vandalism, robbery)

Crimes Against Society: represent society's prohibition against engaging in certain types of activity (i.e., drug violations)

Calls for Service


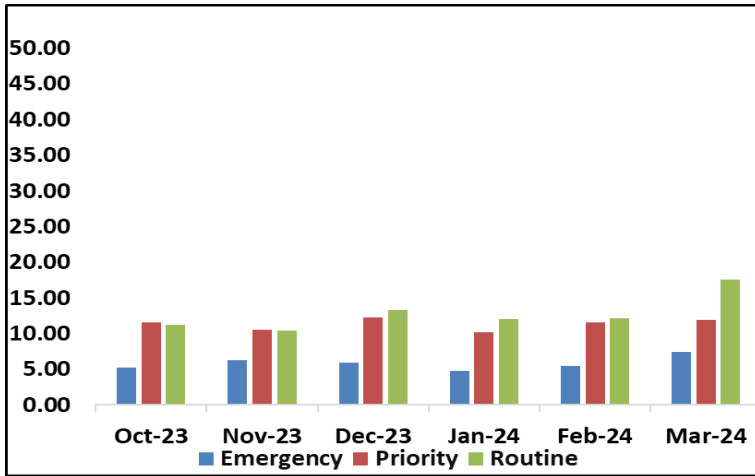
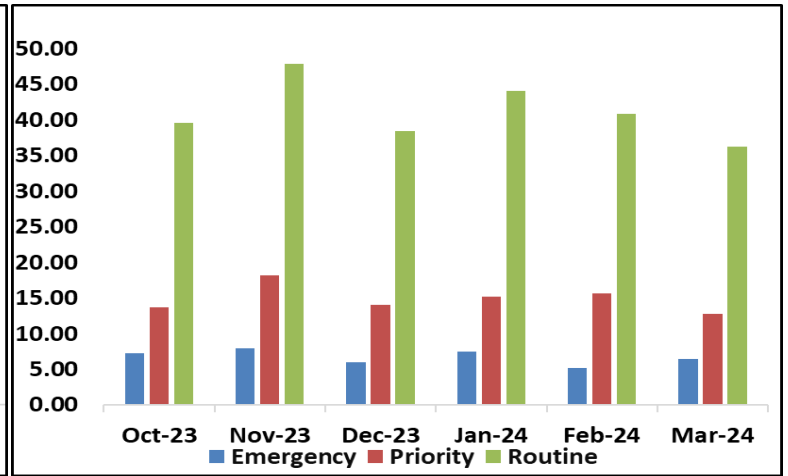
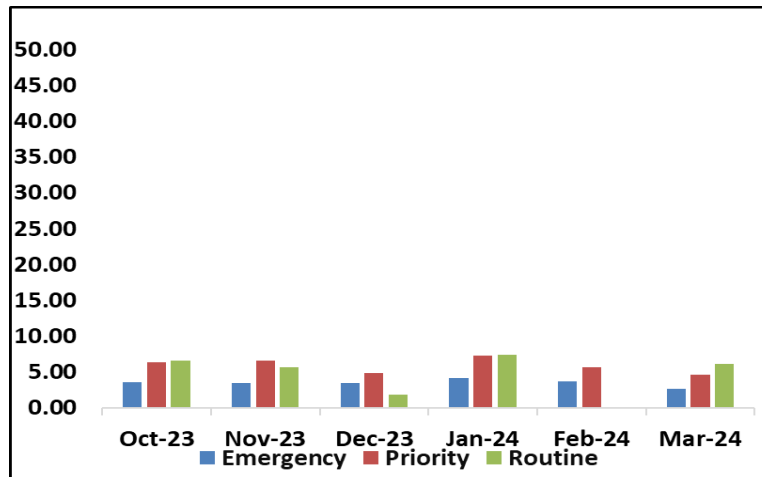
SYSTEM-WIDE LAW ENFORCEMENT OVERVIEW

MARCH 2024

Attachment C

Average Incident Response Times

These graphs show how long it takes (in minutes) for LAPD, LASD, and LBPD to respond to Emergency, Priority, and Routine calls

LAPD

LASD

LBPD


Transit Police

Monthly Crime Report



Attachment C

	2024	2023	%
	March	March	Change
CRIMES AGAINST PERSONS			
Homicide	0	0	0.0%
Rape	2	2	0.0%
Robbery	19	34	-44.1%
Aggravated Assault	26	45	-42.2%
Aggravated Assault on Operator	2	3	-33.3%
Battery	72	89	-19.1%
Battery on Operator	8	20	-60.0%
Sex Offenses	6	13	-53.8%
SUB-TOTAL	135	206	-34.5%
CRIMES AGAINST PROPERTY			
Burglary	2	4	-50.0%
Larceny	37	35	5.7%
Bike Theft	1	3	-66.7%
Motor Vehicle Theft	4	4	0.0%
Arson	0	0	0.0%
Vandalism	7	17	-58.8%
SUB-TOTAL	51	63	-19.0%
CRIMES AGAINST SOCIETY			
Weapons	13	9	44.4%
Narcotics	93	61	52.5%
Trespassing	259	57	354.4%
SUB-TOTAL	365	127	187.4%
TOTAL	551	396	39.1%
ENFORCEMENT EFFORTS			
Arrests	659	383	72.1%
Citations	526	495	6.3%
Calls for Service	6,502	4,131	57.4%



Metro

SYSTEM SECURITY & LAW ENFORCEMENT

MONTHLY, BI-ANNUAL, ANNUAL COMPARISON

MARCH 2024

Attachment C

Crimes

Monthly

System-Wide	Mar-24	Mar-23	% Change
Crimes Against Persons	135	206	-34.47%
Crimes Against Property	51	63	-19.05%
Crimes Against Society	365	127	187.40%
Total	551	396	39.14%

Six Months

System-Wide	Oct-23-Mar-24	Oct-22-Mar-23	% Change
Crimes Against Persons	1,019	1,051	-3.04%
Crimes Against Property	334	360	-7.22%
Crimes Against Society	2,108	379	456.20%
Total	3,461	1,790	93.35%

Annual

System-Wide	Apr-23-Mar-24	Apr-22-Mar-23	% Change
Crimes Against Persons	2,115	2,008	5.33%
Crimes Against Property	730	792	-7.83%
Crimes Against Society	3,155	557	466.43%
Total	6,000	3,357	78.73%

Average Emergency Response Times

Monthly

Mar-24	Mar-23	% Change
5:30	5:13	5.43%

Six Months

Oct-23-Mar-24	Oct-22-Mar-23	% Change
5:21	5:29	-2.43%

Annual

Apr-23-Mar-24	Apr-22-Mar-23	% Change
5:27	5:37	-2.97%

Bus Operator Assaults

Monthly

Mar-24	Mar-23	% Change
10	23	-56.52%

Six Months

Oct-23-Mar-24	Oct-22-Mar-23	% Change
86	84	2.38%

Annual

Apr-23-Mar-24	Apr-22-Mar-23	% Change
167	160	4.38%

Ridership

Monthly

Mar-24	Mar-23	% Change
25,880,698	23,202,121	11.54%

Six Months

Oct-23-Mar-24	Oct-22-Mar-23	% Change
147,046,369	132,214,633	11.22%

Annual

Apr-23-Mar-24	Apr-22-Mar-23	% Change
292,358,159	261,109,625	11.97%



Metro

SYSTEM SECURITY & LAW ENFORCEMENT

MONTHLY, BI-ANNUAL, ANNUAL COMPARISON

MARCH 2024

Attachment C

