



Glendale Service Area	FY22 Beeline Route 3	FY22 Line 177 Equivalent	FY23 Beeline Route 3	FY23 Line 177 Equivalent
Annual Scheduled Revenue Hours	11,981	6,756	11,932	6,756
Annual Passenger Trips	66,833	37,680	63,433	35,945
Boarding per Hours	5.58	5.58	5.32	5.32
Cash Fare	\$16,515.25	\$9,314.81	\$11,000.75	\$6,191.86
Days of Operation	M-SA		M-SA	
Service Frequency	20-50 Minutes		20-50 Minutes	
Span of Service M-F	5:15 AM - 9:00 PM		5:15 AM - 9:00 PM	
Span of Service SA	9:00 AM - 6:00 PM		9:00 AM - 6:00 PM	



3 - Downtown Glendale to Jet Propulsion Laboratory
31 - Downtown Glendale to La Crescenta

Includes ROUTE 33/34 LCF Shuttle




Effective: 11/15/2020

VIA: Glendale Av, Verdugo Rd, Honolulu Av, Foothill Bl

General Operating Hours:
 Monday - Friday 5:15am - 9:00pm
 Saturday 9:00am - 6:00pm
 Sunday No Service

정보
 Տղեկութեան համար
 Para información
 For BEELINE Information:

GlendaleBeeline.com
 (818) 548-3960



CITY OF GLENDALE, CA

