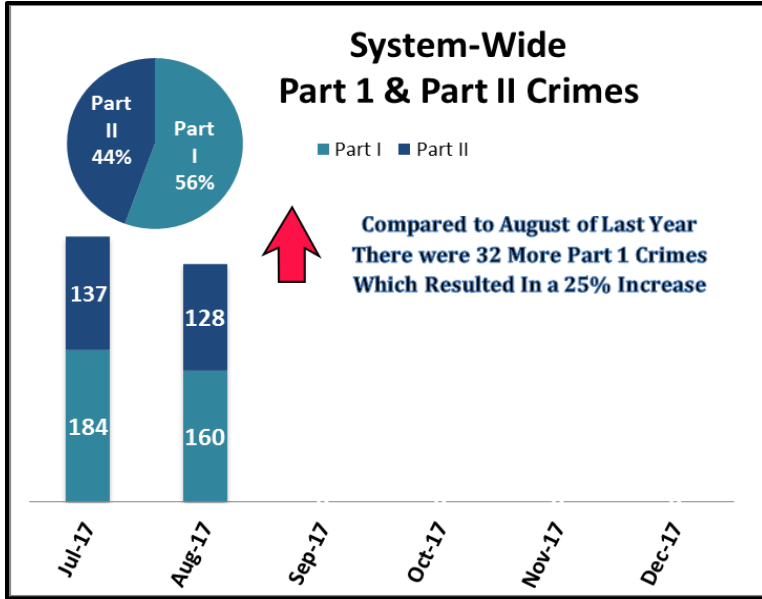


# METRO'S SYSTEM-WIDE LAW ENFORCEMENT OVERVIEW

AUGUST 2017

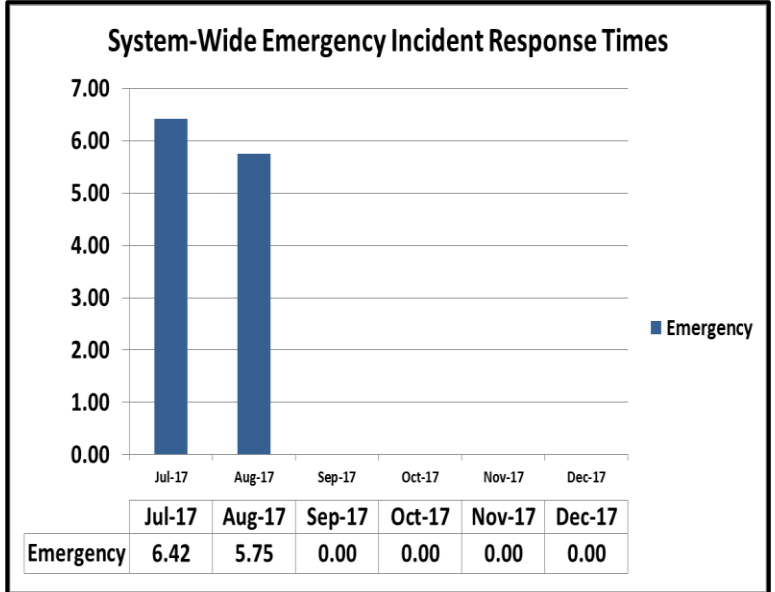
Attachment A

## System Wide Part I & Part II Crimes



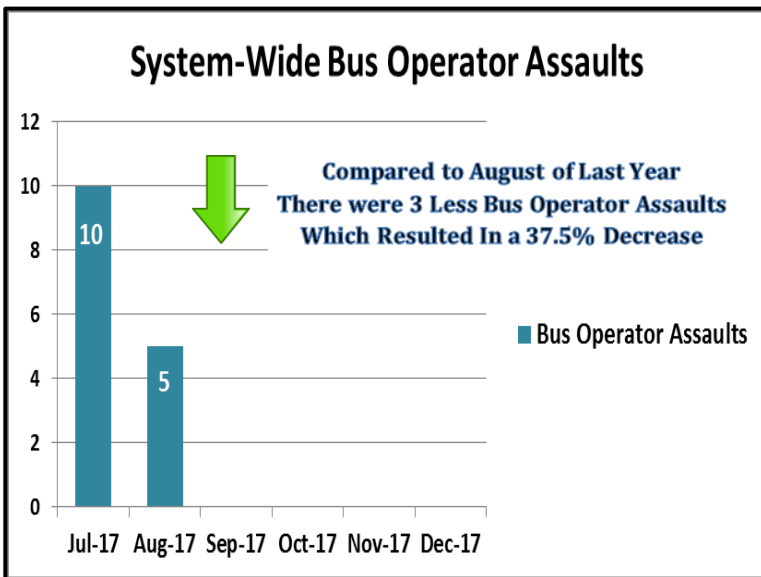
Comparing the part 1 crimes from the same period last year, there were 128 part 1 crimes, which resulted in a 25% increase from last year. Comparing part 2 crimes, there were 128 part 2 crime this year which is a 10.5% decrease from last year

## Average Emergency Response Times



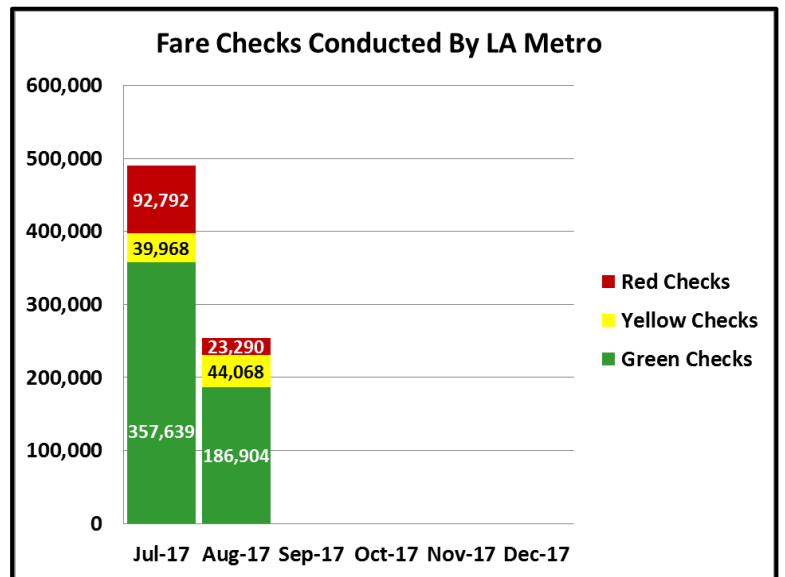
For the month of August, the system-wide emergency response time was 5.75 mins

## Bus Operator Assaults



For the month of August, there were a total of 5 Bus Operator Assaults. Comparing the Bus Operator Assaults from the same period last year, there were 8 Operator Assaults last year, which resulted in a 37.5% decrease

## Fare Compliance



**Red Checks**- Occurs when a patron fails to TAP during their trip

**Yellow Checks**- Occurs when a patron fails to TAP at a transfer point.

**Green Checks**- Occurs when a patron has valid fare and has tapped at all locations