

Program Management Project Status Report























Tim Lindholm

Chief Program Management Officer

Construction Committee

February 2026

Project Budget & Schedule Status Summary Chart

	Cost Performance		Schedule Performance		
Project	Variance Original Budget	Variance Revised Budget	Variance Original	Variance Revised Schedule	Comments
1. Westside Purple Line Extension Section 1					Project is 99% complete. The Revenue Service Date is Spring 2026. Due to the imminent PLE1 opening, the project contingency is below the 3% Project Reserve threshold as expected. Equity: This Project is not located within or adjacent to Equity Focus Communities.
2. Division 20 Portal Widening Turnback					Project is 87% complete. Project is proceeding towards completion and closeout within LOP Budget. Construction continues from the completion of West Portal - East demolition, legacy Traction Power Substation demolition, Shoofly track demolition and Cutover A completion. Equity: 100% of the project is located within or adjacent to Equity Focus Communities.
3. Westside Purple Line Extension Section 2					Project is 86% complete. The Project is currently targeting an RSD date of Spring 2027. The project contingency has dropped below the 3% Project Reserve threshold during the February 2025 reporting period. Project will seek an LOP amendment in early 2026. This amendment will include resolution of time-related claims and costs to complete the Project. Equity: This Project is not located within or adjacent to Equity Focus Communities.
4. I-5 North County Enhancements Project		N/A		N/A	Project is 59% complete. There is no change to the approved LOP of \$679.3M. The current schedule forecasts a variance of 181 days (10%) from the contract baseline. Equity: This project is not located within or adjacent to Equity Focus Communities.
5. Westside Purple Line Extension Section 3					Project is 76% complete. The Project revised Revenue Service Date is Fall 2027 and staff continue to closely monitor progress. Equity: 1 of 2 stations (50%) are within or adjacent to Equity Focus Communities.
6. North Hollywood to Pasadena BRT*	N/A	N/A	N/A	N/A	Project is 32% complete. Program Management Support Service (PMSS), Architect & Engineering and Construction Manager/General Contractor (CM/GC) Phase 1 (Pre-Construction) contracts have been approved by the Board. Equity: 60% of the project is within or adjacent to Equity Focus Communities.
7. G Line BRT Improvements		N/A		N/A	Project is 27% complete. Project LOP approved by Board in September 2024. Executed Early Works Package to commence construction on grade separations, station and bike path improvements. Advancing design on gated Intersections alternative including gates at 13 intersections and traffic signal reservicing at remaining crossings. Equity: 15 of 17 stations (88%) are within or adjacent to Equity Focus Communities.
8. I-105 Express Lanes		N/A		N/A	Project is 23% complete. Design is 97% complete overall. Segment 1 construction started on 2/3/25. Currently we are 44% in completion. Segments 2 and 3 Design is at 92% complete. Segments 2 and 3 phase 2 supplement was executed in Nov 2025. Equity: Segment 2 & 3 Equity Assessment was presented to the Board with the Segment 2 & 3 construction contract in October. 62% of Seg 2/3 is within or adjacent to Equity Focus Communities.
9. East San Fernando Valley Transit Corridor*	N/A	N/A	N/A	N/A	Project is 18% complete. Budget Updated Opinion of Probable Cost was received on 11/15. Negotiations are ongoing with the Contractor for Phase 2. Schedule Forecasted Start of Revenue Operations - Fall 2031. Equity: 100% of the project is within or adjacent to Equity Focus Communities.
10. Southeast Gateway Line*	N/A	N/A	N/A	N/A	While the report reflects 0% overall progress, the Project continues to progress with design of utilities, freight, and grade crossings. Advanced Works design advancing to 60%. Pre-construction LOP budget approved by Metro Board in Feb 2025. Completed FTA Project Development requirements and have requested approval to enter the Engineering phase. Equity: 65% of the project is within or adjacent to Equity Focus Communities.
11. Vermont Transit Corridor*	N/A	N/A	N/A	N/A	Project is 17% complete. Preliminary Design Completed and NEPA approved. Equity: 87% of the project is within or adjacent to Equity Focus Communities.
12. Link Union Station (LINK US)*	N/A	N/A	N/A	N/A	A request for an increase to the Preconstruction Budget to fund Early Works Packages is planned for the February 2026 Board meeting. Equity: 100% of the project is within or adjacent to Equity Focus Communities.



*Projects without a LOP budget

February 2026 Construction Committee

Los Angeles County Metropolitan Transportation Authority



On target



Possible problem
(5-10% variance)



Significant Impact
(over 10% variance)

Small Business Project Status Summary Chart (reflective of payments reported through November 2025)

*Projects without a LOP budget

**Effective October 3, 2025, the U.S. Department of Transportation (USDOT) issued an Interim Final Rule (IFR) implementing changes to the Disadvantaged Business Enterprise (DBE) Program. As a result, the establishment of contract goals, enforcement actions, and the counting of DBE participation are temporarily suspended.









Project	Phase	Goal Type	Contractor Commitment	Current Participation	Status	Variance from Last Reporting +/-	Adjusted Participation %	% Complete	Comments**
1. Westside Purple Line Extension Section 1 (D-Line)	Design	DBE	-	-		-	-	96%	Although tracking of DBE participation is temporarily suspended, it is noteworthy that there are 93 certified small businesses participating in this contract.
	Construction	DBE	-	-		-	-	95%	
2. Division 20 Portal Widening Turnback	Construction	SBE	19.34%	18.96%	OK	+0.07%	20.16%	87%	The Div. 20 project has reached 88% completion, based on payments. This project is currently in SBE and DVBE shortfall. Tutor Perini Corp has a 0.38% SBE shortfall and a 0.20% DVBE shortfall. TPC has reported that it expects to meet the SBE commitment by the end of the project.
		DVBE	3.31%	3.11%	OK	-0.03%	3.31%		
3. Westside Purple Line Extension Section 2 (D-Line)	Design	DBE	-	-		-	-	90%	Although tracking of DBE participation is temporarily suspended, it is noteworthy that there are 55 certified small businesses participating in this contract.
	Construction	DBE	-	-		-	-	83%	
4. I-5 North County Enhancements Project	Construction	DBE	-	-		-	-	56%	Although tracking of DBE participation is temporarily suspended, it is noteworthy that there are 35 certified small businesses participating in this contract.
5. Westside Purple Line Extension Section 3 Stations, Trackwork, Systems and Testing (D-Line)	Design	DBE	-	-		-	-	98%	Although tracking of DBE participation is temporarily suspended, it is noteworthy that there are 43 certified small businesses participating in this contract.
	Construction	DBE	-	-		-	-	73%	
5. Westside Purple Line Extension Section 3 Tunnels (D-Line)	Design	DBE	-	-		-	-	99%	Although tracking of DBE participation is temporarily suspended, it is noteworthy that there are 71 certified small businesses participating in this contract.
	Construction	DBE	-	-		-	-	94%	
6. North Hollywood to Pasadena BRT*	PMSS	SBE	35.59%	72.29%	OK	+2.71%	-	44%	SBE prime, Ramos Consulting Services, Inc's (RCS) continues to exceed both SBE and DVBE commitments by 36.70% and 2.06%, respectively.
		DVBE	3%	5.06%	OK	+0.02%	-		
	A&E	SBE	37.69%	34.53%	⬡	-4.45%	-	57%	HDR Engineering (HDR) has a 3.16% shortfall of their SBE commitment and is exceeding the DVBE commitment by 0.38%. HDRs SBE attainment has dropped below the commitment level since the last reporting period.
		DVBE	3%	3.38%	OK	-0.21%	-		



Small Business Project Status Summary Chart (reflective of payments reported through November 2025)

*Projects without a LOP budget

**Effective October 3, 2025, the U.S. Department of Transportation (USDOT) issued an Interim Final Rule (IFR) implementing changes to the Disadvantaged Business Enterprise (DBE) Program. As a result, the establishment of contract goals, enforcement actions, and the counting of DBE participation are temporarily suspended.

Project	Phase	Goal Type	Contractor Commitment	Current Participation	Status	Variance from Last Reporting +/-	Adjusted Participation %	% Complete	Comments**
6. North Hollywood to Pasadena BRT* (Phase 1)	CM/GC	SBE	43.26%	39.47%		+5.58%	-	69%	Myers-Shimmick, A Joint Venture (MSJV) current level of SBE and DVBE participation is 39.47% and 10.18%, respectively, representing a 3.79% SBE shortfall and exceeding the DVBE commitment by 6.69%. Based on payments, Phase 1 is 69% complete. Staff will continue to monitor this project for attainment.
		DVBE	3.49%	10.18%		+9.66%	-		
7. G Line BRT Improvements (PDB Phase 1) (G-Line)	PDB Phase 1	SBE	18.35%	20.84%		-0.72%	-	99%	Valley Transit Partners (VTP) continues to exceed their SBE and DVBE commitments on this project by 2.49% and 0.45%, respectively. Phase 1 is currently at 95% completion, based on payments and is in close-out.
		DVBE	3.73%	4.18%		-0.14%	-		
7. G Line BRT Improvements (PDB Phase 2) (G-Line)	PDB Phase 2	SBE	27%	14.03%		+3.54%	-	25%	Valley Transit Partners' current level of SBE and DVBE is 14.03% and 1.48%, respectively. While the contractor's current performance reflects a shortfall, it is important to note that Phase 2 is only 25% complete. Metro will continue to closely monitor progress to ensure compliance and achievement of the commitments by project completion.
		DVBE	3%	1.48%		-0.09%	-		
8. I-105 Express Lanes (Phase 1)	CM/GC	DBE	-	-		-	-	95%	Although tracking of DBE participation is temporarily suspended, it is noteworthy that there are 6 certified small businesses participating in this contract.
8. I-105 Express Lanes (Phase 2)	CM/GC	DBE	-	-		-	-	41%	Although tracking of DBE participation is temporarily suspended, it is noteworthy that there are 25 certified small businesses participating in this contract.
9. East San Fernando Valley Transit Corridor*	PE/DSDC	SBE	25.29%	23.25%		+0.05%	-	94%	Gannett Fleming, Inc's (GFI) SBE and DVBE attainments have remained unchanged during this reporting period. GFI has a shortfall of 2.05% and 0.23%, respectively. GFI contends that shortfall is due to a change in the procurement method on the project and a delay in a number of scope elements that were planned for the SBE/DVBE subconsultants in Yr. 5. Staff will continue to monitor and track GFI efforts to meet the commitment on this project.
		DVBE	5.54%	5.31%		-0.03%	-		
9. East San Fernando Valley Transit Corridor* - AUA #1	DBB	DBE	-	-		-	-	97%	Although tracking of DBE participation is temporarily suspended, it is noteworthy that there are 1 certified small businesses participating in this contract.
9. East San Fernando Valley Transit Corridor* - Phase 1	PDB	DBE	-	-		-	-	87%	Although tracking of DBE participation is temporarily suspended, it is noteworthy that there are 29 certified small businesses participating in this contract.
9. East San Fernando Valley Transit Corridor* - Phase 2	PDB	DBE	-	-		-	-	40%	Although tracking of DBE participation is temporarily suspended, it is noteworthy that there are 34 certified small businesses participating in this contract.



Small Business Project Status Summary Chart (reflective of payments reported through November 2025)



*Projects without a LOP budget

**Effective October 3, 2025, the U.S. Department of Transportation (USDOT) issued an Interim Final Rule (IFR) implementing changes to the Disadvantaged Business Enterprise (DBE) Program. As a result, the establishment of contract goals, enforcement actions, and the counting of DBE participation are temporarily suspended.

Project	Phase	Goal Type	Contractor Commitment	Current Participation	Status	Variance from Last Reporting +/-	Adjusted Participation %	% Complete	Comments**
10. Southeast Gateway Line* (SEGL)	PMSS	DBE	-	-		-	-	12%	Although tracking of DBE participation is temporarily suspended, it is noteworthy that there are 12 certified small businesses participating in this contract.
	A&E	DBE	-	-		-	-	77%	Although tracking of DBE participation is temporarily suspended, it is noteworthy that there are 19 certified small businesses participating in this contract.
11. Vermont Transit Corridor*	PE	DBE	-	-		-	-	29%	Although tracking of DBE participation is temporarily suspended, it is noteworthy that there are 9 certified small businesses participating in this contract.
12. Link Union Station (LINK US)*	CM/GC	DBE	-	-		-	-	24%	Flatiron Dragados West LLC made a 22.43% SBE, 3.08% SB Micro, 3.66% DVBE and 10% DBE commitment on this contract. Based on payments the contract is 24% and the level of small business participation is 0%. Although tracking of DBE participation is temporarily suspended, it is noteworthy that there are 6 certified small businesses participating in this contract.
		SBE	22.43%	0%	⚠	0%	-		
		DVBE	3.66%	0%	⬡	0%	-		
		SB Micro	3.08%	-	⬡	-	-		
	CMSS	SBE	20.74%	0%	⚠	-	-	0%	TY Lin International made a 20.74% SBE, 5.29% SB Micro, 3.05% DVBE and 10.44% DBE commitment on this contract. Contract was recently awarded and no payments have been reported. Although tracking of DBE participation is temporarily suspended, it is noteworthy that there are 6 certified small businesses participating in this contract.
		DVBE	3.05%	0%	⬡	-	-		
		SB Micro	5.29%	-	⬡	-	-		



Westside Purple Line Extension Section 1



BUDGET				
	Original Budget*, **	Revised Budget**, ***	Previous Forecast**	Current Forecast**
	\$2,774M	\$3,508M	\$3,508M	\$3,508M
	Variance from Original Budget:		\$734M (26.5%)	\$734M (26.5%) 
	Variance from Revised Budget:		\$0M (0%)	\$0M (0%) 

FFGA Budget Amount: \$2,822M

*At time of the award of contract - Board Approval July 2014.

**Excludes finance costs.

***The Board approved an increase to the LOP Budget by \$154 million in October 2025.

SCHEDULE			Revenue Operation	
	Original	Approved Rebaseline*	Previous Period	Current Forecast
	November 2023	Winter 2026	Winter 2026	Spring 2026
	Variance from Original:		+874d (27.1%)	+899d (27.9%) 
	Variance from Revised Schedule:		+207d (5.3%)	+25d (0.6%) 

*Re-baseline Schedule September 2025.



Westside Purple Line Extension Section 1

Safety

Project Construction Hours: 11,133,962;

Recordable Injury Rate: 0.79 vs. National Average: 2.3.

Updates

Overall Project Progress is 99% complete.

Construction Contract Progress is 99% complete.

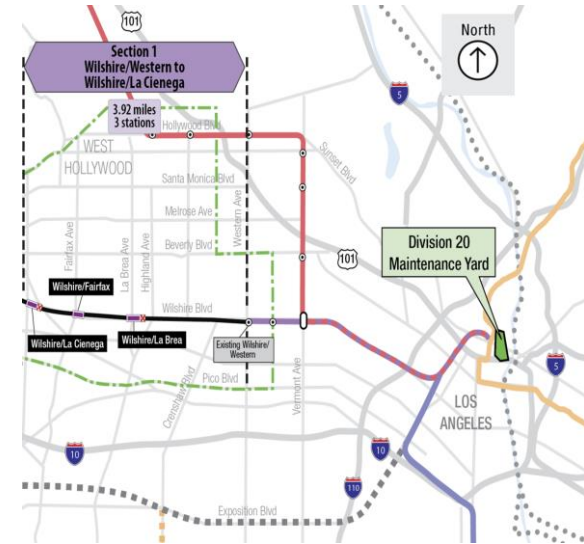
- **Wilshire/La Brea, Wilshire/Fairfax, Wilshire/La Cienega**

Stations: Civil restoration on Wilshire Boulevard; Entrance structure/plaza and art finishes; Elevator and escalator inspections are underway, and acceptance (SIT) testing.


- Emergency Drills are progressing and Pre-Revenue Service Trials are on hold.
- SIT2 testing is over 98% complete. Over 9,000 SCADA points have been tested and passed.
- CPUC Track & Signal Inspections at Wilshire/La Brea station were held.
- Pre-revenue service trials ongoing. Full pre-revenue demonstration period begins mid-February 2026.

Equity

This Project is not located within or adjacent to Equity Focus Communities.



The WPLE1 Project is 3.92 miles (Wilshire/Western to Wilshire/La Cienega); Scope of work includes twin-bored tunnels, three (3) new subway stations, 34 HRVs and Division 20 Yard modifications.



Wilshire/La Brea
Station: Station
Safety Briefing for
Train Fire Drill



Wilshire/Fairfax
Station: View of
Plaza Level





Wilshire/La Cienega
Station: Fare Gates
Delivered to the
Station



February 2026 Construction Committee



Los Angeles County Metropolitan Transportation Authority

Division 20 Portal Widening Turnback

BUDGET				
	Original Budget*	Revised Budget**	Previous Forecast	Current Forecast
	\$801.75M	\$1,056M	\$1,056M	\$1,056M
	Variance from Original Budget:		\$254.73M (31.8%)	\$254.73M (31.8%) 
	Variance from Revised Budget:		\$0M (0%)	\$0M (0%) 

*Original LOP approved at the February 2020 Board meeting for award of contract.

**LOP increase approved at October 2024 Board meeting.

SCHEDULE			Revenue Operation	
	Original	Approved Rebaseline*	Previous Period	Current Forecast**
	June 2024	Spring 2026	Summer 2026	Summer 2026
	Variance from Original:		+733d (46.7%)	+733d (46.7%) 
	Variance from Revised Schedule:		+29d (1.3%)	+29d (1.3%) 

*Re-baseline Schedule April 2024.

**Current forecast is Contractor's recent schedule update.



Division 20 Portal Widening Turnback

Safety

Project Construction Hours: 1,502,661;

Recordable Injury Rate: 1.33 vs. National Average: 2.3.

Updates

Overall Project Progress is 87% complete.

Construction Contract Progress is 86% complete.

C1136 TPC Portal Widening Turnback Contract

- Contract Progress is 86%
- Traction power substation (TPSS) is complete and energized
- Previous legacy Traction power substation demolition completed
- Portal - East demolition underway
- Cutover A completed

C1184 C3M Traction Power Substation Contract

- Contract progress is 97%
- Substation energized in April 2024 and will feed new improvements

Coordination with Adjacent Projects

- Purple Line Extension (PLE1), Regional Connector; Metro Center Project, HR4000, and A650 Vehicle Delivery

Equity

100% of the project is located within or adjacent to Equity Focus Communities.



Division 20 Portal Widening Project Map



East Portal Demolition





Legacy TPSS Demolition



February 2026 Construction Committee

Los Angeles County Metropolitan Transportation Authority

Westside Purple Line Extension Section 2

BUDGET				
	Original Budget*	Revised Budget**	Previous Forecast	Current Forecast***
	\$2,441M	\$2,575M	\$2,897M - \$2,922M	\$2,897M - \$2,922M
	Variance from Original Budget:		\$456M (18.7%) - \$481M (19.7%)	\$456M (18.7%) - \$481M (19.7%) 
	Variance from Revised Budget:		\$322M (12.5%) - \$347M (13.5%)	\$322M (12.5%) - \$347M (13.5%) 



FFGA Budget Amount: \$2,499M

*At the time of the award of the contract. Board Approval January 2017.

**LOP Budget Amendment July 2023. Excludes finance costs.

***Delay claims & RFCs are currently being negotiated. The results will be reflected in future updates, subject to Board Approval.

Current Forecast range is from the FY26 Annual Program Evaluation (APE).

SCHEDULE			Revenue Operation	
	Original	Approved Rebaseline*	Previous Period	Current Forecast
	August 2025	Spring 2027	Spring 2027	Spring 2027
	Variance from Original:		+594d (18.8%)	+594d (18.8%) 
	Variance from Revised Schedule:		+210d (5.9%)	+0d (0%) 

*Re-baseline Schedule September 2025.



Westside Purple Line Extension Section 2

Safety

Project Construction Hours: 5,981,940;

Recordable Injury Rate: 2.21 vs. National Average: 2.3.

Safety information is updated as of October 30, 2025.

Updates

Overall Project Progress is 86% complete.

Construction Contract Progress is 86% complete.

Century City Station (CCS):

- Station backfill and entrance backfill continues.
- Construction of the entrance exterior walls and stairs is ongoing.
- Room finishes, MEP & systems installation continue.

Beverly Dr Station (BDS):

- Construction of side structures 2 & 3 (TPSS & East EVS) completed.
- Construction of the side structures and emergency exit stairs is ongoing.
- Room finishes, MEP & systems installation continue.

Tunnels:

- Track installation continues.
- Construction of the walls for cross passage 41 at the tunnel access shaft (TAS) continues.
- MEP and systems activities in the tunnels and cross passages continue.

Equity

This Project is not located within or adjacent to Equity Focus Communities.


D Line Subway Extension Project



Purple Line Extension Projects Alignment



BL R4 Completed
Second Stage Invert
Track Concrete
Pour



BDS - Granite
Installation at Stairs
6




CCS - West Upper
Concourse
Installation of Metal
Ceiling Panels




February 2026 Construction Committee

Los Angeles County Metropolitan Transportation Authority

I-5 North County Enhancements Project

BUDGET				
	Original Budget*	Revised Budget	Previous Forecast	Current Forecast
	\$679.37M*	N/A	\$679.37M	\$679.37M
	Variance from Original Budget:		\$0M (0%)	\$0M (0%) 
	Variance from Revised Budget:		N/A	N/A

*There is no change to the approved LOP of \$679.3M at Contract Award - Board Approval (March 2021).

SCHEDULE			Substantial Completion	
	Original	Approved Rebaseline	Previous Period	Current Forecast
	July 2026	N/A	Winter 2027	Winter 2027*
	Variance from Original:		+180d (10.0%)	+180d (10.0%) 
	Variance from Revised Schedule:		N/A	N/A

*The project schedule was re-sequenced to reduce overall delays. Additional optimizations are being reviewed.



I-5 North County Enhancements Project

Safety

Project Construction Hours: 1,241,196;

Recordable Injury Rate: 1.61 vs. National Average: 2.3.

Updates

Overall Project Progress is 59% complete.

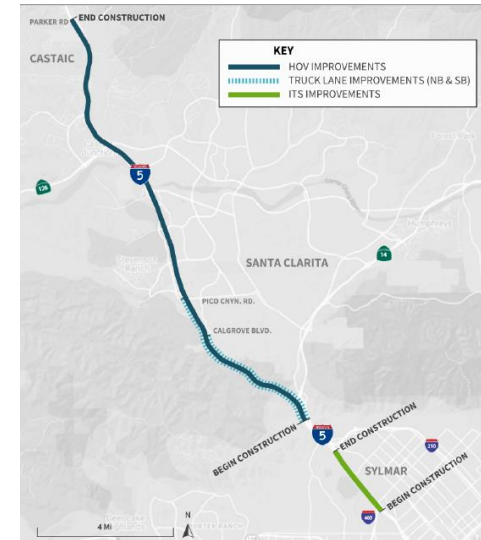
Construction Contract Progress is 67% complete.

Quarterly Work Summary (Stage 2 Outside):

- During the quarter, Stage 2 outside work progressed on both northbound and southbound facilities.
- Roadway activities included drainage, electrical, grading, and paving on North Bound / South Bound shoulders and ramp.
- Structural work advanced with the construction and widening of five (5) bridges and a total of twenty-four (24) retaining walls.
- Critical activities focused on southbound roadway paving south of Gavin Ave. and preparations for upcoming paving operations.

Equity

This project is not located within or adjacent to Equity Focus Communities.



I-5 North County Enhancements Project Map



Drain System 406
Formwork Install





SW 2676 Pile
Concrete Pour



Sign Structure Truss
Installation





Westside Purple Line Extension Section 3

BUDGET				
	Original Budget*	Revised Budget**	Previous Forecast**	Current Forecast**
	\$3,224M	\$3,277M	\$3,277M	\$3,277M
	Variance from Original Budget:		\$53M (1.6%)	\$53M (1.6%) 
	Variance from Revised Budget:		\$0M (0%)	\$0M (0%) 

FFGA Budget Amount: \$3,599M

*At time of the award of contract - Board Approval February 2019

**Excludes finance costs. In June 2023, the Board approved \$53M LOP increase for Concurrent Non-Full Funding Grant Agreement (Non-FFGA) activities.

SCHEDULE			Revenue Operation	
	Original	Approved Rebaseline*	Previous Period	Current Forecast
	March 2027	Fall 2027	Fall 2027	Fall 2027
	Variance from Original:		+260d (7.8%)	+260d (7.8%) 
	Variance from Revised Schedule:		+0d (0%)	+0d (0%) 

*Based upon executed modification.



Westside Purple Line Extension Section 3

Safety

Project Construction Hours: 5,115,505;

Recordable Injury Rate: 1.6 vs. National Average: 2.3.

- C1151: Project Hours: 2,091,382; Recordable Injury Rate: 2.30
- C1152: Project Hours: 3,024,123; Recordable Injury Rate: 1.12

Updates

Overall Project Progress is 76% complete.

Construction Contract Progress is 76% complete.


- Final design progress is 99.5% complete.
- **Westwood/UCLA Station:** Main box appendage concrete placement is completed and backfill is ongoing. Concrete placement for platform and main entrance interior and exterior walls is ongoing. Equipment installation and Mechanical/Electrical/Plumbing work ongoing at both UCLA and VA Hospital stations.
- **Westwood/VA Hospital Station:** Main station box concrete placement for interior walls is 54% complete and roof concrete placement is 84% complete. Main entrance exterior wall concrete placement and invert slab is 50% complete. Foundation for the North Entrance Plaza was completed.
- **Tunnels:** Continued LVT block distribution, special trackwork, lighting, fire sprinkler system and trainway feeder installation. Steel walkway installation is ongoing. Cable pulling continued in Reach 6 and 7.
- **VA Hospital Parking Structure:** Continued VA parking structure work and started constructing level 3 deck.

Equity

1 of 2 stations (50%) are within or adjacent to Equity Focus Communities.



Westwood/UCLA Station: UCLA Main Station Box Backfill on Wilshire Blvd




Westwood/VA Hospital Station: Upper Interior Masonry Wall Construction



Tunnels: Steel Walkway Construction BL Tunnel



North Hollywood to Pasadena BRT

BUDGET				
		Approved Budget To Date	Previous Forecast	Current Forecast
	Pre-Construction	\$135.18M*	\$135.18M	\$135.18M
	Project	N/A	\$308M - \$515M	\$308M - \$515M
	Variance from Approved Pre-Construction Budget:		\$0M (0%)	\$0M (0%) 
	Variance from Approved LOP:		N/A	N/A
	Variance from Revised Budget:		N/A	N/A

*Pre-Construction Approved Budget to Date includes Early Works Package Budget. But this is not captured in Pre-Construction progress % complete.

SCHEDULE			Revenue Operation	
	Original	Approved Rebaseline	Previous Period	Current Forecast*
	N/A	N/A	Fall 2027	Fall 2027
	Variance from Original:		N/A	N/A
	Variance from Revised Schedule:		N/A	N/A

*Current Forecast is Metro's Internal Schedule. Baseline schedule is not yet approved at time of update.



North Hollywood to Pasadena BRT

Safety

Project Construction Hours: N/A;

Recordable Injury Rate: N/A

Reporting will start after 80,000 hours.

Updates

Overall Project Progress is 32% complete.

Pre-Construction Progress is 88% complete.

- CM/GC submitted 60% Opinion of Probable Construction Cost (OPCC)
- 85% Glendale design under review by City and Metro
- City review of 85% Pasadena and Burbank design packages complete
- 85% NoHo and Eagle Rock packages to be submitted December/January
- Potholing Early Works Package Substantially Complete for all segments
- Final Draft of Cooperative Agreement with Glendale pending approval from City

Equity

60% of the project is within or adjacent to Equity Focus Communities.




Project Map




February 2026 Construction Committee

Los Angeles County Metropolitan Transportation Authority

G Line BRT Improvements

BUDGET				
	Original Budget	Revised Budget	Previous Forecast	Current Forecast
	\$668.45M	N/A	\$668.45M	\$668.45M
	Variance from Original Budget:		\$0M (0%)	\$0M (0%) 
	Variance from Revised Budget:		N/A	N/A

SCHEDULE			Revenue Operation	
	Original	Approved Rebaseline	Previous Period	Current Forecast
	December 2027	N/A	Fall 2027	Fall 2027
	Variance from Original:		+0d (0%)	+0d (0%) 
	Variance from Revised Schedule:		N/A	N/A



G Line BRT Improvements

Safety

Project Construction Hours: 223,805;

Recordable Injury Rate: 0 vs. National Average: 2.3.

Updates

Overall Project Progress is 27% complete.

Construction Contract Progress is 7% complete.

Design

- Traffic Signal Reservicing (TSR) Concept of Operations under review
- AFC designs for Van Nuys and Sepulveda were returned Approved as Noted by Metro and near approval from City of LA
- B Line fiber design under development. Cost and schedule proposal for Construction under negotiation. MOD execution needed by end of 2025.
- Gated Intersections 60% design under review

Construction

- Fiber cutover complete
- Installation of bridge spans and soffit for Van Nuys Grade Separation completed in October 2025
- **Construction ongoing:** storm drain installation, Vesper bridge and substructures, potholing for Gated Intersections
- Pilot Gate technology field testing at Hayvenhurst Ave pedestrian crossing completed and report currently routing

Utility Owner-Performed Advanced Utility Relocation (AURs)

- Sepulveda LADWP 34.5kv overhead lines were relocated in June 2025

Property Acquisitions

- Metro has obtained possession of all required properties

Equity


15 of 17 stations (88%) are within or adjacent to Equity Focus Communities.



Falsework for Van Nuys Bridge




Aerial View of Van Nuys Bridge Construction




Rebar Installation at Van Nuys Bridge



I-105 Express Lanes

BUDGET				
	Original Budget*	Revised Budget	Previous Forecast	Current Forecast
	\$1,510M	N/A	\$1,400M - \$1,500M	\$1,510M
	Variance from Original Budget:		\$-110M (-7.3%) - \$-10M (-0.6%)	\$0M (0%) 
	Variance from Revised Budget:		N/A	N/A

*Original LOP Budget was established based on the Board approval in October 2025

SCHEDULE			Revenue Operation	
	Original	Approved Rebaseline	Previous Period*	Current Forecast*
	June 2029	N/A	Spring 2029	Spring 2029
	Variance from Original:		+0d (0%)	+0d (0%) 
	Variance from Revised Schedule:		N/A	N/A

*Note: Above table shows Segment 2 & 3 forecasted completion date. Segment 1 is forecasted to complete by Winter 2028.



I-105 Express Lanes

Safety

Project Construction Hours: 169,305;

Recordable Injury Rate: 3.54 vs. National Average: 2.3.

Project continues to focus on safety and reducing the TRIR with no incidents in November 2025.

Updates

Overall Project Progress is 23% complete.

Design Progress is 97% complete.

Segment 1

- Construction is 44% complete.
- Construction is on-going for new sound walls, new retaining walls, bridges widening work and electrical work.
- Roadside Toll Collection System (RTCS) Design is planning on a final submittal in Dec 2025.
- Project team continues working with Rail Operations and Maintenance for the work schedule in the freeway median adjacent to the C Line as well as traction power duct relocations.

Segments 2 and 3

- Design team is working on the 100% submittal.
- October board report has established the overall project LOP.
- FHWA Initial Financial Plan has been revised per comments and is expected to be certified in Dec 2025.
- Project is working with Metro's financial advisors to secure toll backed debt financing.
- ROW acquisition and appraisal is in process.
- Seg 3 design is coordinating with the Southeast Gateway Line project.

Equity

Segment 2 & 3 Equity Assessment was presented to the Board with the Segment 2 & 3 construction contract in October. 62% of Seg 2/3 is within or adjacent to Equity Focus Communities.



Project Map



105EB Stanford bridge
falsework




105WB RW 270 Soil Nail
Wall Exterior



105WB first pour of
base material on
pavement



East San Fernando Valley Transit Corridor

BUDGET				
		Approved Budget To Date*, **	Previous Forecast**	Current Forecast**
	Pre-Construction	\$1,488M	\$1,488M	\$1,488M
	Project	N/A	\$3,513M	\$3,513M
	Variance from Approved Pre-Construction Budget:		\$0M (0%)	\$0M (0%) 
	Variance from Approved LOP:		N/A	N/A
	Variance from Revised Budget:		N/A	N/A

FFGA Budget Amount: \$3,573M

*The Board approved an increase to the Pre-Construction Budget in February 2025.

**Excludes finance costs.

SCHEDULE			Revenue Operation	
	Original	Approved Rebaseline	Previous Period	Current Forecast*
	N/A	N/A	Fall 2031	Fall 2031
	Variance from Original:		N/A	N/A
	Variance from Revised Schedule:		N/A	N/A

*The schedule will be negotiated with Progressive Design Build contractor as part of the Phase 2.



East San Fernando Valley Transit Corridor

Safety

Project Construction Hours: 303,938;

Recordable Injury Rate: 1.31 vs. National Average: 2.3.

Updates

Overall Project Progress is 18% complete.

Construction Contract Progress is 7% complete.

Real Estate

- Acquisitions - 18 parcels have offers accepted
- Relocations underway - 42 businesses relocated

PDB Contract

- Eight Early Work Packages issued.
- Final Design is at the project-wide 80% level.
- Commenced demolition of structures at the site of the Maintenance & Storage Facility.
- EWP-3 Utility Relocations Substantially Complete.
- Water, power, and sewer utility relocations continue along Van Nuys Blvd.
- LADWP and SoCal Gas are completing self-perform utility relocations.

Light Rail Vehicle (LRV) Procurement

- LRV Manufacturing Contract scheduled for award in Summer 2026.

Equity


100% of the project is within or adjacent to Equity Focus Communities.



ESFV Project Map



Southeast Gateway Line

BUDGET				
		Approved Budget To Date	Previous Forecast	Current Forecast
	Pre-Construction*	\$997.75M	\$997.75M	\$997.75M
	Project**	N/A	\$8,200M - \$9,500M	\$8,200M - \$9,500M***
	Variance from Approved Pre-Construction Budget:		\$0M (0%)	\$0M (0%) 
	Variance from Approved LOP:		N/A	N/A
	Variance from Revised Budget:		N/A	N/A

*The Board approved Pre-Construction Budget on 2/27/2025.

**The Board has not established LOP budget for the project.

***The Current Forecast is based on the latest FTA Risk Assessment.

SCHEDULE			Revenue Operation	
	Original	Approved Rebaseline	Previous Period	Current Forecast*
	N/A	N/A	Fall 2035	Fall 2035
	Variance from Original:		N/A	N/A
	Variance from Revised Schedule:		N/A	N/A

*Current schedule forecast reflects Metro's Internal Schedule.



Southeast Gateway Line

Safety

Project Construction Hours: N/A;

Recordable Injury Rate: N/A

N/A - Construction not started.

Updates

Entry to Engineering

- Metro submitted the revised Entry to Engineering rating package on May 21, 2025; awaiting approval from FTA

Advanced Engineering

- **Advancing design for critical elements:** utilities at various design stages, freight and grade crossings progressing to 90%, I-105 progressing to 65% for the Advanced Works.
- Continuing with virtual and field diagnostics in coordination with CPUC, cities, and UPRR
- Refining the 30% design for LRT elements
- Continuing coordination with key external stakeholders
- Railroad and Ports ongoing coordination

Advanced Works Construction Contract (CM/GC)

- EWP-1 negotiations near complete and EWP-2 scope under development
- Integrating CMGCs CPM Schedule for Phase 2 works with SGL's program schedule

Other work

- Additional potholing continues at La Habra and San Pedro subdivision
- Self-Performing Utilities relocations in progress (SCG and Kinder Morgan)

Equity

65% of the project is within or adjacent to Equity Focus Communities.



Southeast Gateway Line Project Map



February 2026 Construction Committee

Vermont Transit Corridor

BUDGET				
		Approved Budget To Date	Previous Forecast	Current Forecast
	Pre-Construction	N/A	N/A	N/A
	Project	N/A	N/A	\$328M - \$400M
	Variance from Approved Pre-Construction Budget:		N/A	N/A
	Variance from Approved LOP:		N/A	N/A
	Variance from Revised Budget:		N/A	N/A

SCHEDULE			Revenue Operation	
	Original	Approved Rebaseline	Previous Period	Current Forecast
	N/A	N/A	N/A	Spring 2028
	Variance from Original:		N/A	N/A
	Variance from Revised Schedule:		N/A	N/A



Vermont Transit Corridor

Safety

Project Construction Hours: N/A;

Recordable Injury Rate: N/A

N/A - Construction not started.

Updates

Overall Project Progress is 17% complete.

Environmental Progress is 100% complete.

- NEPA clearance received
- Construction Management Task Order (TO) executed
- Final Design TO executed
- Construction Manager/General Contractor contract award and pre-construction budget approval on February 2026 agenda
- 30% Design complete

Equity

87% of the project is within or adjacent to Equity Focus Communities.




Vermont - Project Map



February 2026 Construction Committee

Los Angeles County Metropolitan Transportation Authority

Link Union Station (LINK US)

BUDGET				
		Approved Budget To Date	Previous Forecast	Current Forecast
	Pre-Construction	\$297.82M	N/A	\$297.82M
	Project	N/A	N/A	\$1,500M - \$1,800M
	Variance from Approved Pre-Construction Budget:		N/A	\$0M (0%) 
	Variance from Approved LOP:		N/A	N/A
	Variance from Revised Budget:		N/A	N/A

SCHEDULE			Revenue Operation	
	Original	Approved Rebaseline	Previous Period	Current Forecast
	N/A	N/A	N/A	Summer 2031
	Variance from Original:		N/A	N/A
	Variance from Revised Schedule:		N/A	N/A



Link Union Station (LINK US)

Safety

Project Construction Hours: N/A;
Recordable Injury Rate: N/A
Reporting will start after 80,000 hours.

Updates

Design Progress is 75% complete.

- In Oct 2025, the Metro Board approved a motion for Malabar Yard Mitigations and Continued Collaboration with the City of Vernon, BNSF, community and certified the Supplemental EIR.
- The Final EIS was presented to HSR Board on Nov. 20, 2025 and is awaiting signature by their CEO.
- The Metro Board also approved the Construction Management Support Services CMSS contract in Oct 2025
- The first Early Works Package (EWP) will be taken to the California Transportation Commission (CTC) and CalSTA to authorize State Transportation Improvement Program (STIP) and Transit and Intercity Rail Capital Program (TIRCP) funding Jan. 2026.
- The Life Storage building has been paved, and punch-list items are being addressed.
- The project is seeking additional grants with CTC and the FRA. For the CTC, staff are seeking TCEP, SCCP, and additional ITIP grants. For the FRA, staff are seeking a Federal-State Partnership (FSP) Intercity Passenger Rail grant due Jan. 2026.

Equity

100% of the project is within or adjacent to Equity Focus Communities.



Life Storage demolition and paving completed November 2025



Life Storage demolition and paving completed November 2025

