



## SYSTEM SECURITY & LAW ENFORCEMENT

Attachment B

### Total Crime Summary - March 2024

Total Crimes 5-Year Trend - Systemwide

January-March	2020	2021	2022	2023	2024
<b>Crimes Against Persons</b>					
Agg Assault	55	61	111	127	93
Agg Assault on Op	2	6	8	5	7
Battery	212	170	245	273	233
Battery on Operator	16	13	35	34	31
Homicide	0	1	1	1	1
Rape	4	4	2	5	6
Robbery	61	47	87	98	59
Sex Offenses	26	24	21	32	25
<b>Subtotal</b>	<b>376</b>	<b>326</b>	<b>510</b>	<b>575</b>	<b>455</b>
<b>Crimes Against Property</b>					
Arson	2	2	2	0	1
Bike Theft	17	6	13	6	2
Burglary	2	2	5	7	2
Larceny	149	66	138	114	125
Motor Vehicle Theft	5	2	7	13	9
Vandalism	41	75	103	44	26
<b>Subtotal</b>	<b>216</b>	<b>153</b>	<b>268</b>	<b>184</b>	<b>165</b>
<b>Crimes Against Society</b>					
Narcotics	21	46	22	144	212
Trespassing	36	25	25	105	844
Weapons	11	15	8	26	43
<b>Subtotal</b>	<b>68</b>	<b>86</b>	<b>55</b>	<b>275</b>	<b>1,099</b>
<b>Total</b>	<b>660</b>	<b>565</b>	<b>833</b>	<b>1,034</b>	<b>1,719</b>

Total Crimes 5-Year Trend - Rail

January-March	2020	2021	2022	2023	2024
<b>Crimes Against Persons</b>					
Agg Assault	43	44	81	95	61
Agg Assault on Op	0	2	0	0	0
Battery	136	121	167	190	150
Battery on Operator	2	1	3	3	0
Homicide	0	1	0	1	0
Rape	4	4	2	5	4
Robbery	46	39	73	77	35
Sex Offenses	21	14	18	16	11
<b>Subtotal</b>	<b>252</b>	<b>226</b>	<b>344</b>	<b>387</b>	<b>261</b>
<b>Crimes Against Property</b>					
Arson	2	2	2	0	1
Bike Theft	14	3	8	1	1
Burglary	2	2	5	7	2
Larceny	110	48	103	83	75
Motor Vehicle Theft	4	2	3	12	4
Vandalism	27	41	75	21	16
<b>Subtotal</b>	<b>159</b>	<b>98</b>	<b>196</b>	<b>124</b>	<b>99</b>
<b>Crimes Against Society</b>					
Narcotics	12	16	13	105	194
Trespassing	35	23	21	101	836
Weapons	9	8	7	18	36
<b>Subtotal</b>	<b>56</b>	<b>47</b>	<b>41</b>	<b>224</b>	<b>1,066</b>
<b>Total</b>	<b>467</b>	<b>371</b>	<b>581</b>	<b>735</b>	<b>1,426</b>

Total Crimes 5-Year Trend - Bus

January-March	2020	2021	2022	2023	2024
<b>Crimes Against Persons</b>					
Agg Assault	12	17	30	32	32
Agg Assault on Op	2	4	8	5	7
Battery	76	49	78	83	83
Battery on Operator	14	12	32	31	31
Homicide	0	0	1	0	1
Rape	0	0	0	0	2
Robbery	15	8	14	21	24
Sex Offenses	5	10	3	16	14
<b>Subtotal</b>	<b>124</b>	<b>100</b>	<b>166</b>	<b>188</b>	<b>194</b>
<b>Crimes Against Property</b>					
Arson	0	0	0	0	0
Bike Theft	3	3	5	5	1
Burglary	0	0	0	0	0
Larceny	39	18	35	31	50
Motor Vehicle Theft	1	0	4	1	5
Vandalism	14	34	28	23	10
<b>Subtotal</b>	<b>57</b>	<b>55</b>	<b>72</b>	<b>60</b>	<b>66</b>
<b>Crimes Against Society</b>					
Narcotics	9	30	9	39	18
Trespassing	1	2	4	4	8
Weapons	2	7	1	8	7
<b>Subtotal</b>	<b>12</b>	<b>39</b>	<b>14</b>	<b>51</b>	<b>33</b>
<b>Total</b>	<b>193</b>	<b>194</b>	<b>252</b>	<b>299</b>	<b>293</b>

Total Crimes 5-Year Trend March only - Systemwide

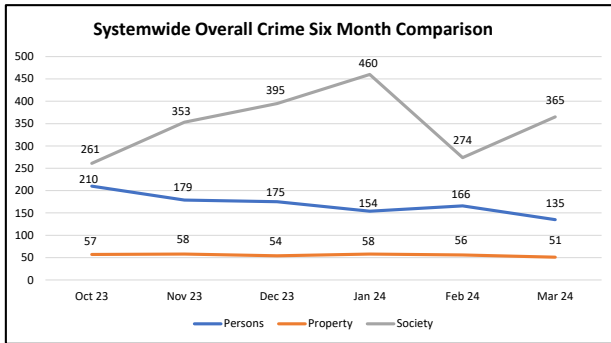
	Mar-20	Mar-21	Mar-22	Mar-23	Mar-24
<b>Crimes Against Persons</b>					
Agg Assault	12	26	51	45	26
Agg Assault on Op	0	3	4	3	2
Battery	64	75	79	89	72
Battery on Operator	7	5	13	20	8
Homicide	0	0	0	0	0
Rape	0	1	1	2	2
Robbery	19	19	33	34	19
Sex Offenses	7	12	9	13	6
<b>Subtotal</b>	<b>109</b>	<b>141</b>	<b>190</b>	<b>206</b>	<b>135</b>
<b>Crimes Against Property</b>					
Arson	0	1	1	0	0
Bike Theft	3	4	7	3	1
Burglary	1	0	1	4	2
Larceny	49	25	56	35	37
Motor Vehicle Theft	1	0	4	4	4
Vandalism	20	28	35	17	7
<b>Subtotal</b>	<b>74</b>	<b>58</b>	<b>104</b>	<b>63</b>	<b>51</b>
<b>Crimes Against Society</b>					
Narcotics	7	18	9	61	93
Trespassing	12	11	10	57	259
Weapons	3	7	0	9	13
<b>Subtotal</b>	<b>22</b>	<b>36</b>	<b>19</b>	<b>127</b>	<b>365</b>
<b>Total</b>	<b>205</b>	<b>235</b>	<b>313</b>	<b>396</b>	<b>551</b>

Total Crimes 5-Year Trend March only - Rail

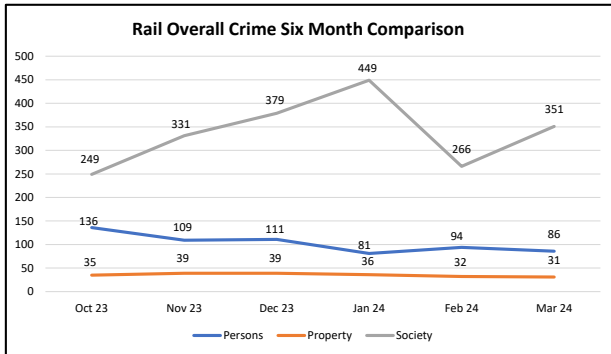
	Mar-20	Mar-21	Mar-22	Mar-23	Mar-24
<b>Crimes Against Persons</b>					
Agg Assault	8	20	38	32	17
Agg Assault on Op	0	0	0	0	0
Battery	43	51	56	68	53
Battery on Operator	2	0	2	2	0
Homicide	0	0	0	0	0
Rape	0	1	1	2	2
Robbery	13	17	29	25	11
Sex Offenses	7	5	8	5	3
<b>Subtotal</b>	<b>73</b>	<b>94</b>	<b>134</b>	<b>134</b>	<b>86</b>
<b>Crimes Against Property</b>					
Arson	0	1	1	0	0
Bike Theft	3	3	5	0	0
Burglary	1	0	1	4	2
Larceny	35	17	43	24	22
Motor Vehicle Theft	1	0	0	3	2
Vandalism	12	13	24	10	5
<b>Subtotal</b>	<b>52</b>	<b>34</b>	<b>74</b>	<b>41</b>	<b>31</b>
<b>Crimes Against Society</b>					
Narcotics	4	4	6	50	84
Trespassing	12	10	8	56	257
Weapons	3	5	0	7	10
<b>Subtotal</b>	<b>19</b>	<b>19</b>	<b>14</b>	<b>113</b>	<b>351</b>
<b>Total</b>	<b>144</b>	<b>147</b>	<b>222</b>	<b>288</b>	<b>468</b>

Total Crimes 5-Year Trend March only - Bus

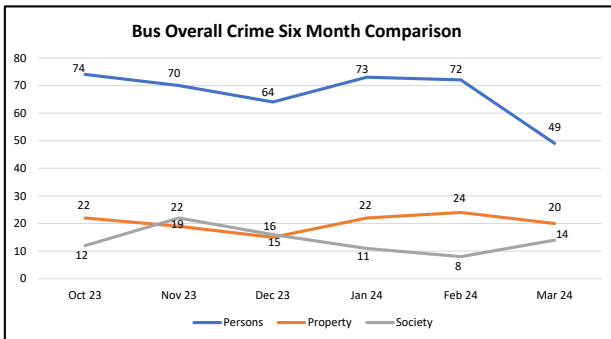
	Mar-20	Mar-21	Mar-22	Mar-23	Mar-24
<b>Crimes Against Persons</b>					
Agg Assault	4	6	13	13	9
Agg Assault on Op	0	3	4	3	2
Battery	21	24	23	21	19
Battery on Operator	5	5	11	18	8
Homicide	0	0	0	0	0
Rape	0	0	0	0	0
Robbery	6	2	4	9	8
Sex Offenses	0	7	1	8	3
<b>Subtotal</b>	<b>36</b>	<b>47</b>	<b>56</b>	<b>72</b>	<b>49</b>
<b>Crimes Against Property</b>					
Arson	0	0	0	0	0
Bike Theft	0	1	2	3	1
Burglary	0	0	0	0	0
Larceny	14	8	13	11	15
Motor Vehicle Theft	0	0	4	1	2
Vandalism	8	15	11	7	2
<b>Subtotal</b>	<b>22</b>	<b>24</b>	<b>30</b>	<b>22</b>	<b>20</b>
<b>Crimes Against Society</b>					
Narcotics	3	14	3	11	9
Trespassing	0	1	2	1	2
Weapons	0	2	0	2	3
<b>Subtotal</b>	<b>3</b>	<b>17</b>	<b>5</b>	<b>14</b>	<b>14</b>
<b>Total</b>	<b>61</b>	<b>88</b>	<b>91</b>	<b>108</b>	<b>83</b>



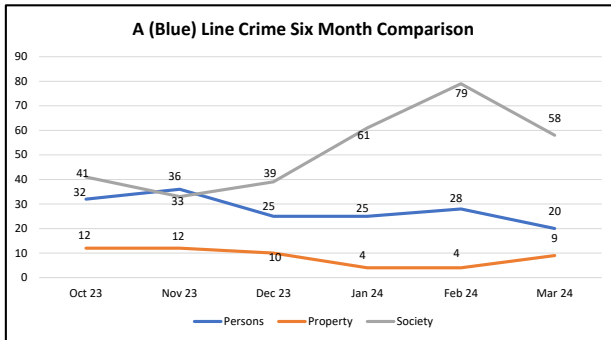
Systemwide	Feb 24	Mar 24	% Change
<b>Crimes Against Persons</b>			
Agg Assault	42	26	-38.1%
Agg Assault on Op	1	2	100.0%
Battery	76	72	-5.3%
Battery on Operator	11	8	-27.3%
Homicide	1	0	-100.0%
Rape	2	2	0.0%
Robbery	21	19	-9.5%
Sex Offenses	12	6	-50.0%
<b>Total</b>	<b>166</b>	<b>135</b>	<b>-18.7%</b>
<b>Crimes Against Property</b>			
Arson	1	0	-100.0%
Bike Theft	0	1	100.0%
Burglary	0	2	100.0%
Larceny	45	37	-17.8%
Motor Vehicle Theft	1	4	300.0%
Vandalism	9	7	-22.2%
<b>Total</b>	<b>56</b>	<b>51</b>	<b>-8.9%</b>
<b>Crimes Against Society</b>			
Narcotics	50	93	86.0%
Trespassing	212	259	22.2%
Weapons	12	13	8.3%
<b>Total</b>	<b>274</b>	<b>365</b>	<b>33.2%</b>



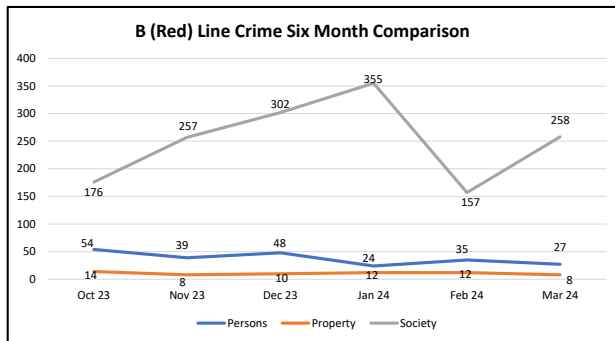
Rail	Feb 24	Mar 24	% Change
<b>Crimes Against Persons</b>			
Agg Assault	28	17	-39.3%
Agg Assault on Op	0	0	0.0%
Battery	46	53	15.2%
Battery on Operator	0	0	0.0%
Homicide	0	0	0.0%
Rape	2	2	0.0%
Robbery	12	11	-8.3%
Sex Offenses	6	3	-50.0%
<b>Total</b>	<b>94</b>	<b>86</b>	<b>-8.5%</b>
<b>Crimes Against Property</b>			
Arson	1	0	-100.0%
Bike Theft	0	0	0.0%
Burglary	0	2	200.0%
Larceny	25	22	-12.0%
Motor Vehicle Theft	1	2	100.0%
Vandalism	5	5	0.0%
<b>Total</b>	<b>32</b>	<b>31</b>	<b>-3.1%</b>
<b>Crimes Against Society</b>			
Narcotics	47	84	78.7%
Trespassing	208	257	23.6%
Weapons	11	10	-9.1%
<b>Total</b>	<b>266</b>	<b>351</b>	<b>32.0%</b>



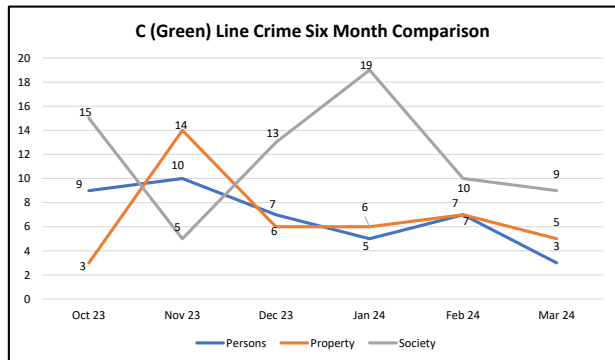
Bus	Feb 24	Mar 24	% Change
<b>Crimes Against Persons</b>			
Agg Assault	14	9	-35.7%
Agg Assault on Op	1	2	100.0%
Battery	30	19	-36.7%
Battery on Operator	11	8	-27.3%
Homicide	1	0	-100.0%
Rape	0	0	0.0%
Robbery	9	8	-11.1%
Sex Offenses	6	3	-50.0%
<b>Total</b>	<b>72</b>	<b>49</b>	<b>-31.9%</b>
<b>Crimes Against Property</b>			
Arson	0	0	0.0%
Bike Theft	0	1	100.0%
Burglary	0	0	0.0%
Larceny	20	15	-25.0%
Motor Vehicle Theft	0	2	200.0%
Vandalism	4	2	-50.0%
<b>Total</b>	<b>24</b>	<b>20</b>	<b>-16.7%</b>
<b>Crimes Against Society</b>			
Narcotics	3	9	200.0%
Trespassing	4	2	-50.0%
Weapons	1	3	200.0%
<b>Total</b>	<b>8</b>	<b>14</b>	<b>75.0%</b>



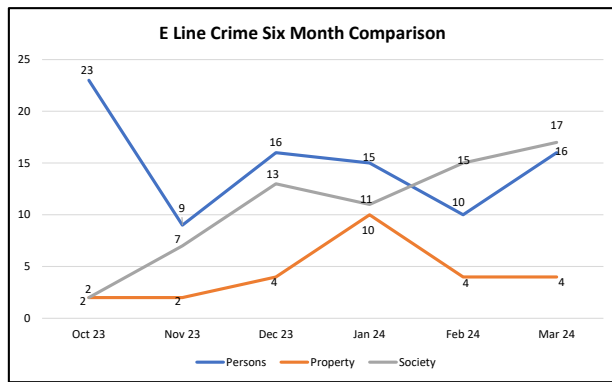
A (Blue) Line	Feb 24	Mar 24	% Change
<b>Crimes Against Persons</b>			
Agg Assault	8	4	-50.0%
Agg Assault on Op	0	0	0.0%
Battery	13	14	7.7%
Battery on Operator	0	0	0.0%
Homicide	0	0	0.0%
Rape	0	0	0.0%
Robbery	5	1	-80.0%
Sex Offenses	2	1	-50.0%
<b>Total</b>	<b>28</b>	<b>20</b>	<b>-28.6%</b>
<b>Crimes Against Property</b>			
Arson	1	0	-100.0%
Bike Theft	0	0	0.0%
Burglary	0	1	100.0%
Larceny	3	5	66.7%
Motor Vehicle Theft	0	2	200.0%
Vandalism	0	1	100.0%
<b>Total</b>	<b>4</b>	<b>9</b>	<b>125.0%</b>
<b>Crimes Against Society</b>			
Narcotics	16	11	-31.3%
Trespassing	59	46	-22.0%
Weapons	4	1	-75.0%
<b>Total</b>	<b>79</b>	<b>58</b>	<b>-26.6%</b>



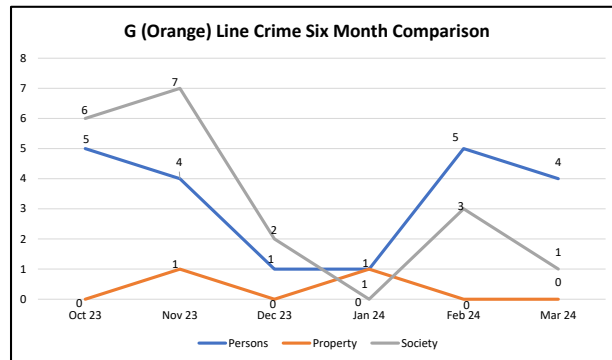
B (Red) Line	Feb 24	Mar 24	% Change
<b>Crimes Against Persons</b>			
Agg Assault	11	3	-72.7%
Agg Assault on Op	0	0	0.0%
Battery	19	15	-21.1%
Battery on Operator	0	0	0.0%
Homicide	0	0	0.0%
Rape	1	1	0.0%
Robbery	3	6	100.0%
Sex Offenses	1	2	100.0%
<b>Total</b>	<b>35</b>	<b>27</b>	<b>-22.9%</b>
<b>Crimes Against Property</b>			
Arson	0	0	0.0%
Bike Theft	0	0	0.0%
Burglary	0	0	0.0%
Larceny	9	6	-33.3%
Motor Vehicle Theft	0	0	0.0%
Vandalism	3	2	-33.3%
<b>Total</b>	<b>12</b>	<b>8</b>	<b>-33.3%</b>
<b>Crimes Against Society</b>			
Narcotics	24	60	150.0%
Trespassing	130	192	47.7%
Weapons	3	6	100.0%
<b>Total</b>	<b>157</b>	<b>258</b>	<b>64.3%</b>



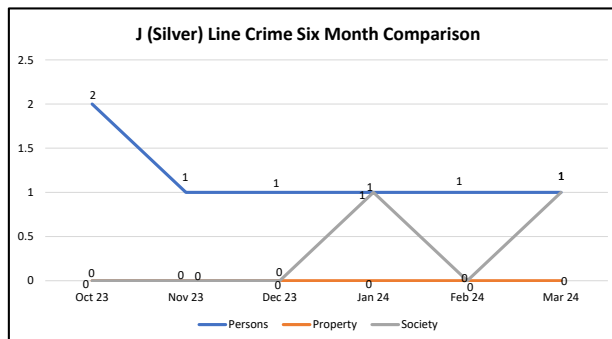
C (Green) Line	Feb 24	Mar 24	% Change
<b>Crimes Against Persons</b>			
Agg Assault	0	2	200.0%
Agg Assault on Op	0	0	0.0%
Battery	4	1	-75.0%
Battery on Operator	0	0	0.0%
Homicide	0	0	0.0%
Rape	0	0	0.0%
Robbery	3	0	-100.0%
Sex Offenses	0	0	0.0%
<b>Total</b>	<b>7</b>	<b>3</b>	<b>-57.1%</b>
<b>Crimes Against Property</b>			
Arson	0	0	0.0%
Bike Theft	0	0	0.0%
Burglary	0	1	100.0%
Larceny	5	4	-20.0%
Motor Vehicle Theft	1	0	-100.0%
Vandalism	1	0	-100.0%
<b>Total</b>	<b>7</b>	<b>5</b>	<b>-28.6%</b>
<b>Crimes Against Society</b>			
Narcotics	5	8	60.0%
Trespassing	3	0	-100.0%
Weapons	2	1	-50.0%
<b>Total</b>	<b>10</b>	<b>9</b>	<b>-10.0%</b>



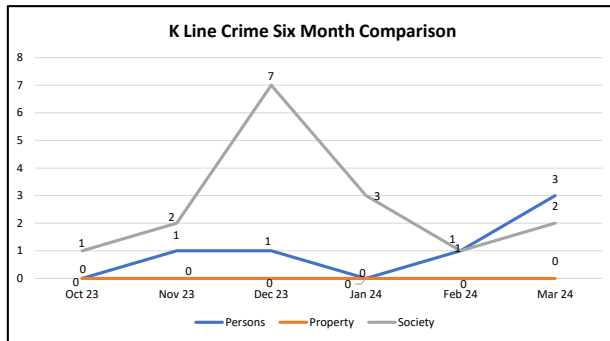
E Line	Feb 24	Mar 24	% Change
<b>Crimes Against Persons</b>			
Agg Assault	4	5	25.0%
Agg Assault on Op	0	0	0.0%
Battery	3	10	233.3%
Battery on Operator	0	0	0.0%
Homicide	0	0	0.0%
Rape	1	0	-100.0%
Robbery	1	1	0.0%
Sex Offenses	1	0	-100.0%
<b>Total</b>	<b>10</b>	<b>16</b>	<b>60.0%</b>
<b>Crimes Against Property</b>			
Arson	0	0	0.0%
Bike Theft	0	0	0.0%
Burglary	0	0	0.0%
Larceny	3	4	33.3%
Motor Vehicle Theft	0	0	0.0%
Vandalism	1	0	-100.0%
<b>Total</b>	<b>4</b>	<b>4</b>	<b>0.0%</b>
<b>Crimes Against Society</b>			
Narcotics	2	4	100.0%
Trespassing	11	13	18.2%
Weapons	2	0	-100.0%
<b>Total</b>	<b>15</b>	<b>17</b>	<b>13.3%</b>



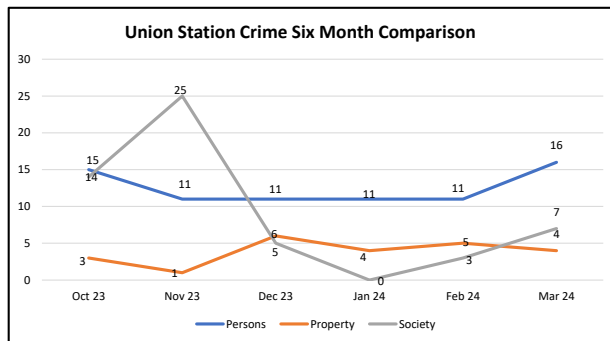
G (Orange) Line	Feb 24	Mar 24	% Change
<b>Crimes Against Persons</b>			
Agg Assault	1	2	100.0%
Agg Assault on Op	0	0	0.0%
Battery	4	0	-100.0%
Battery on Operator	0	1	100.0%
Homicide	0	0	0.0%
Rape	0	0	0.0%
Robbery	0	1	100.0%
Sex Offenses	0	0	0.0%
<b>Total</b>	<b>5</b>	<b>4</b>	<b>-20.0%</b>
<b>Crimes Against Property</b>			
Arson	0	0	0.0%
Bike Theft	0	0	0.0%
Burglary	0	0	0.0%
Larceny	0	0	0.0%
Motor Vehicle Theft	0	0	0.0%
Vandalism	0	0	0.0%
<b>Total</b>	<b>0</b>	<b>0</b>	<b>0.0%</b>
<b>Crimes Against Society</b>			
Narcotics	0	0	0.0%
Trespassing	2	1	-50.0%
Weapons	1	0	-100.0%
<b>Total</b>	<b>3</b>	<b>1</b>	<b>-66.7%</b>



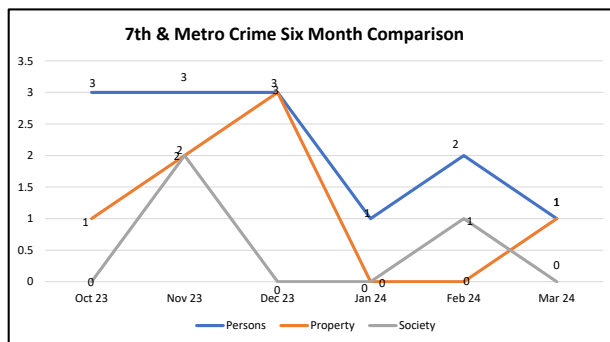
J (Silver) Line	Feb 24	Mar 24	% Change
<b>Crimes Against Persons</b>			
Agg Assault	0	1	100.0%
Agg Assault on Op	0	0	0.0%
Battery	0	0	0.0%
Battery on Operator	1	0	-100.0%
Homicide	0	0	0.0%
Rape	0	0	0.0%
Robbery	0	0	0.0%
Sex Offenses	0	0	0.0%
<b>Total</b>	<b>1</b>	<b>1</b>	<b>0.0%</b>
<b>Crimes Against Property</b>			
Arson	0	0	0.0%
Bike Theft	0	0	0.0%
Burglary	0	0	0.0%
Larceny	0	0	0.0%
Motor Vehicle Theft	0	0	0.0%
Vandalism	0	0	0.0%
<b>Total</b>	<b>0</b>	<b>0</b>	<b>0.0%</b>
<b>Crimes Against Society</b>			
Narcotics	0	0	0.0%
Trespassing	0	1	100.0%
Weapons	0	0	0.0%
<b>Total</b>	<b>0</b>	<b>1</b>	<b>100.0%</b>



K Line	Feb 24	Mar 24	% Change
<b>Crimes Against Persons</b>			
Agg Assault	1	2	100.0%
Agg Assault on Op	0	0	0.0%
Battery	0	1	100.0%
Battery on Operator	0	0	0.0%
Homicide	0	0	0.0%
Rape	0	0	0.0%
Robbery	0	0	0.0%
Sex Offenses	0	0	0.0%
<b>Total</b>	<b>1</b>	<b>3</b>	<b>200.0%</b>
<b>Crimes Against Property</b>			
Arson	0	0	0.0%
Bike Theft	0	0	0.0%
Burglary	0	0	0.0%
Larceny	0	0	0.0%
Motor Vehicle Theft	0	0	0.0%
Vandalism	0	0	0.0%
<b>Total</b>	<b>0</b>	<b>0</b>	<b>0.0%</b>
<b>Crimes Against Society</b>			
Narcotics	0	1	100.0%
Trespassing	1	0	-100.0%
Weapons	0	1	100.0%
<b>Total</b>	<b>1</b>	<b>2</b>	<b>100.0%</b>



Union Station	Feb 24	Mar 24	% Change
<b>Crimes Against Persons</b>			
Agg Assault	4	0	-100.0%
Agg Assault on Op	0	0	0.0%
Battery	5	12	140.0%
Battery on Operator	0	0	0.0%
Homicide	0	0	0.0%
Rape	0	1	100.0%
Robbery	0	3	300.0%
Sex Offenses	2	0	-100.0%
<b>Total</b>	<b>11</b>	<b>16</b>	<b>45.5%</b>
<b>Crimes Against Property</b>			
Arson	0	0	0.0%
Bike Theft	0	0	0.0%
Burglary	0	0	0.0%
Larceny	5	3	-40.0%
Motor Vehicle Theft	0	0	0.0%
Vandalism	0	1	100.0%
<b>Total</b>	<b>5</b>	<b>4</b>	<b>-20.0%</b>
<b>Crimes Against Society</b>			
Narcotics	0	0	0.0%
Trespassing	3	6	100.0%
Weapons	0	1	100.0%
<b>Total</b>	<b>3</b>	<b>7</b>	<b>133.3%</b>



7th & Metro	Feb 24	Mar 24	% Change
<b>Crimes Against Persons</b>			
Agg Assault	0	1	100.0%
Agg Assault on Op	0	0	0.0%
Battery	2	0	-100.0%
Battery on Operator	0	0	0.0%
Homicide	0	0	0.0%
Rape	0	0	0.0%
Robbery	0	0	0.0%
Sex Offenses	0	0	0.0%
<b>Total</b>	<b>2</b>	<b>1</b>	<b>-50.0%</b>
<b>Crimes Against Property</b>			
Arson	0	0	0.0%
Bike Theft	0	0	0.0%
Burglary	0	0	0.0%
Larceny	0	0	0.0%
Motor Vehicle Theft	0	0	0.0%
Vandalism	0	1	100.0%
<b>Total</b>	<b>0</b>	<b>1</b>	<b>100.0%</b>
<b>Crimes Against Society</b>			
Narcotics	0	0	0.0%
Trespassing	1	0	-100.0%
Weapons	0	0	0.0%
<b>Total</b>	<b>1</b>	<b>0</b>	<b>-100.0%</b>